


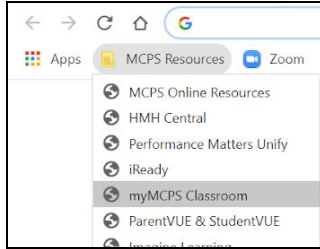

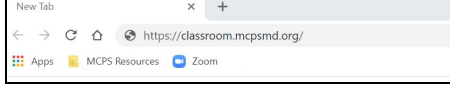



Accessing myMCPS Classroom

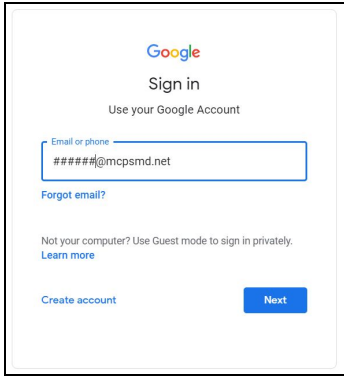
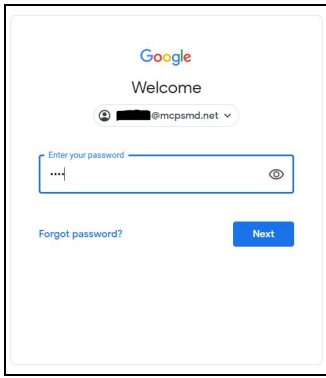
<p>Step 1</p>	<p>Open myMCPS Classroom using one of these 3 Options:</p> <ul style="list-style-type: none"> ▶ Click on MCPS Resources folder ▶ Clever - select myMCPS Classroom ▶ Go to https://classroom.mcpsmd.org/ 	
<p>Step 2</p>	<p>Click on Staff/Students</p>	
<p>Step 3</p>	<p>Sign in with your student google account</p> <p>#####@mcpsmd.net</p> <p>Password: _____</p>	
<p>Step 4</p>	<p>Click on Dashboard to see all of your courses.</p>	

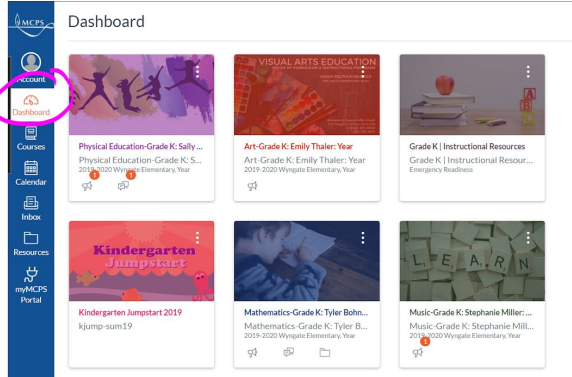
Step 5	Look at these icons to see announcements, discussion posts, files shared to students, assignments, or quizzes.	  
--------	--	---




Accediendo al aula de myMCPS

Paso 1	<p>Abra myMCPS Classroom usando una de estas 3 opciones:</p> <ul style="list-style-type: none"> ▶ Haga clic en la carpeta Recursos de MCPS ▶ Clever - clic en myMCPS Classroom ▶ Ir: https://classroom.mcpsmd.org/ 	 <p style="text-align: center;">or</p>  <p style="text-align: center;">or</p> 
--------	---	---

Paso 2	<p>Clic en Staff/Students</p>	
--------	-----------------------------------	---

Paso 3	<p>Inicie sesión con su cuenta de google de estudiante</p> <p style="text-align: center;">#####@mcpsmd.net</p> <p style="text-align: center;">Password: _____</p>	 
--------	---	--

Paso 4	<p>Haga clic en Dashboard para ver todos sus cursos.</p>	
--------	--	--

Paso 5	Mire estos íconos para ver anuncios, publicaciones de discusión, archivos compartidos con los estudiantes, tareas o cuestionarios.	  
-----------	--	---