

Rocket Word Graphs

Graham and Harris (2005) in “Writing better: Effective strategies for students with learning difficulties” address reluctant writers and the need to help students self-monitor their writing. One strategy, which has been validated with 5th and 6th grade students with learning disabilities, is the use of graphs that monitor the number of words generated for a particular writing task. The purpose of these graphs is to increase on-task behavior in order to increase composition length.

Using the Rocket Word Graphs, the students count and graph the number of words in their compositions. According to Graham and Harris, this strategy can be used with students as young as grade 1 up to middle school.

Two graphs are included. One that can be used with younger students and one that can be used with upper elementary and middle school students who are resistant to writing and to the elaboration of ideas.






Teachers should use the following steps to promote this strategy:

- Discuss the importance of elaboration and self-monitoring written productivity.
- Describe the use of Rocket Word Graphs.
- Model the use of the graph using a student’s paper
- Students practice the use of the Rocket Word Graph using previously written papers
- Monitor the use of the Rocket Word Graph to establish minimum written productivity goals and to recognize increases in written output.

NAME: _____






Starting date: _____

My Rocket Word Graph

Day 1		Day 2		Day 3		Day 4		Day 5			
100		100		100		100		100			
95		95		95		95		95		95	95
90		90		90		90		90		90	90
85		85		85		85		85		85	85
80		80		80		80		80		80	80
75		75		75		75		75		75	75
70		70		70		70		70		70	70
65		65		65		65		65		65	65
60		60		60		60		60		60	60
55		55		55		55		55		55	55
50		50		50		50		50		50	50
45		45		45		45		45		45	45
40		40		40		40		40		40	40
35		35		35		35		35		35	35
30		30		30		30		30		30	30
25	^^^^^^ ^^^^	^^^^^^ ^^^^	^^^^^^ ^^^^	^^^^^^ ^^^^	^^^^^^ ^^^^	^^^^^^ ^^^^	^^^^^^ ^^^^				
20	^^^^ ^^^	^^^^ ^^^	^^^^ ^^^	^^^^ ^^^	^^^^ ^^^	^^^^ ^^^	^^^^ ^^^				
15	^^	^^	^^	^^	^^	^^	^^				
words		words		words		words		words			

NAME: _____

My Rocket Graph

Day 1		Day 2		Day 3		Day 4		Day 5	
30		30		30		30		30	
25		25		25		25		25	
20		20		20		20		20	
15		15		15		15		15	
10		10		10		10		10	
5	^^^^^^ ^^^^ ^^^^ ^^^ ^^	5	^^^^^^ ^^^^ ^^^^ ^^^ ^^	5	^^^^^^ ^^^^ ^^^^ ^^^ ^^	5	^^^^^^ ^^^^ ^^^^ ^^^ ^^	5	^^^^^^ ^^^^ ^^^^ ^^^ ^^
0 words		0 words		0 words		0 words		0 words	