
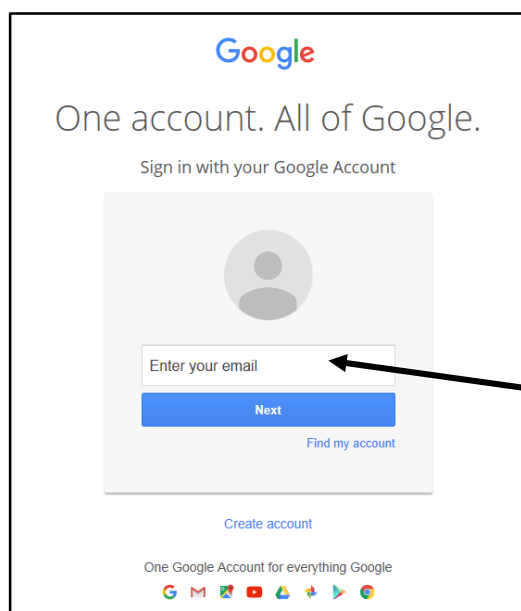


Accessing Google Classroom From Home

1. Go to any browser and go to **Google**. (Chrome will give users the best experience but any browser will work).
2. Click the **Sign-In** button.

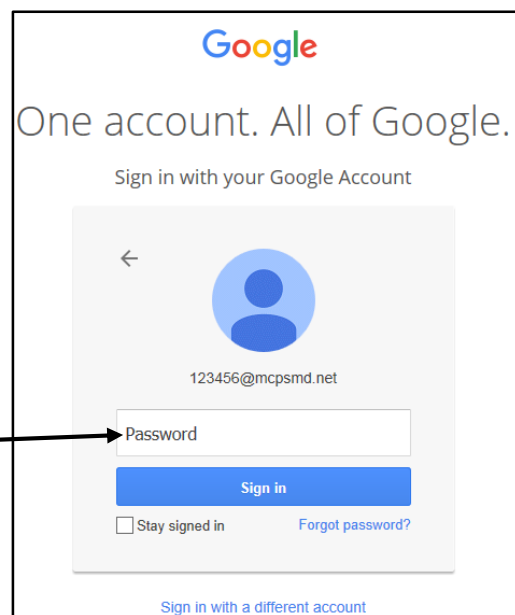


3. The Sign-In with Google window will display.
4. Students will use their **Google Apps For Education** login (student ID@mcpsmd.net).
5. Click **Next** and type in the student password (same password they use to login to the school computer).
6. Click **Sign-In**.



Example: 123456@mcpsmd.net

Example: manygo



7. Open a new browser tab and type: <https://classroom.google.com/>



8. The **Google Classroom** Home Page will display.

9. Select the Class you would like to access.

