

Your Name \_\_\_\_\_

Your Elementary School \_\_\_\_\_

# Summer Time Fun!



## **Silver Spring International Middle Students:**

- Are required to complete the summer reading and writing assignments
- This will count as your first homework assignment
- Work is due the first week of school to your English or ESOL teacher
- Read the directions carefully and complete all parts of the assignment

Jaime Goldman, English Content Specialist [Jaime\\_R\\_Goldman@mcpsmd.org](mailto:Jaime_R_Goldman@mcpsmd.org)  
Douglas Nelson, Assistant Principal [Douglas\\_Nelson@mcpsmd.org](mailto:Douglas_Nelson@mcpsmd.org)

Your Name \_\_\_\_\_

Your Elementary School \_\_\_\_\_

## Choosing a Book

✓ **Do not select previously read works or titles from previous grades**

### ***Recommended Sixth Grade Books***

- \* Bridge to Terabithia by Katherine Paterson
  - \* Going Home by Nicholasa Mohr
  - \* Chinatown by Laurence Yep
- \* A Girl from Yamhill: A Memoir by Beverly Cleary
  - \* The Jacket by Gary Soto
  - \* Crash by Jerry Spinelli
- \* Dragonwings by Lawrence Yep
  - \* Winger by Jerry Spinelli

**If you wish to go off the list, please choose a high quality novel or biography.**

**Are you having difficulty getting a book? Please contact your neighborhood library to get assistance locating books over the summer.**

Your Name \_\_\_\_\_

Your Elementary School \_\_\_\_\_

Middle School students should read all the time, so read as many books as you can this summer!  
You are required to complete activities for one of the many books you will read this summer.

**Assignments to Complete:**

- Read a quality novel or biography.**
- Complete the graphic organizer.**
- Write an alternate ending to the novel or biography you read.**
- Make sure all papers are attached with your name on them and ready to turn in!**


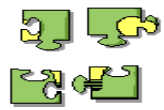




- 1) Select and read one quality novel or biography
- 2) Complete the attached story mountain graphic organizer. Be sure to include details in each section to demonstrate that you read and understood your book.
- 3) Develop and write an alternate ending to one of the books you read this summer. Use the “Six Traits of Good Writing” to guide your work.
- 4) Review your work by using the criteria for a successful alternate ending:
  - one page minimum, two page maximum; it may be typed or handwritten
  - logically continue the story and maintain consistency with the original story
  - follow proper English grammar, spelling conventions (capitalization, punctuation, spelling etc)
- 5) Bring your final project to English class for full credit.



Your Name \_\_\_\_\_

Your Elementary School \_\_\_\_\_

**If you need more space, please attach a piece of paper. If you wish to type your assignment, be sure to bring it in printed out and attach it to the story mountain planner.**

 <p>Ideas</p>	<p>The message the writer conveys; what the writer has to say. This should be fresh and original; unique to the writer's personal experience. The content should contain details to support the main message. <b>Narrow your topic and be sure to include details to describe it or explain fully.</b></p>
 <p>Organization</p>	<p>Putting things in an order that makes sense. Making the main idea stand out. Using a lead (introduction) and conclusion to guide the reader's thinking. Make sure the order makes sense. Include an interesting opening sentence and closing sentence. <b>Questions or dialogue may be used in an opening or closing sentence to grab the reader's attention.</b></p>
 <p>Voice</p>	<p>The unique personality and creativity of the writer - the writer's "fingerprint". The reader should get a sense that a real, truthful person is the writer behind the words and meanings on the page. <b>Make your writing sound like you. Add bits of your humor or favorite sayings.</b></p>
 <p>Word Choice</p>	<p>The words create pictures in my mind. Words which are precise and accurate. The writer should use strong action verbs and descriptive adjectives. I can almost see, smell, touch, hear, and taste the writing. <b>Choose vivid verbs instead of general words i.e. sprinted instead of ran. Use lots of details.</b></p>
 <p>Sentence Fluency</p>	<p>The ability to create smooth flow and rhythm of the sentence structure. The fluency of short vs. long sentences should carry the reader along seamlessly. This is easy to read aloud. <b>Combine simple sentences to create longer ones. Create different rhythms in your writing.</b></p>
 <p>Conventions</p>	<p>Punctuation, grammar, spelling, capitalization, paragraph structure. These elements should be used to make the writing content easy to read. <b>Read your work aloud to catch spelling, grammar and punctuation errors.</b></p>

Your Name \_\_\_\_\_

Your Elementary School \_\_\_\_\_

**1. The Beginning**  
Introduce the main characters and describe the setting. What will your opening sentence be?

**2. The Build-Up**  
What things happen? What clues are there? What is said? How do you build up the excitement?

**3. The Problem or Dilemma**  
Things might go wrong! Is there a mystery, or do terrible things happen? Are there any disagreements?

**4. The Resolution**  
How are things going to be sorted out? Problems have to be solved, and people made happy again.

**5. The Ending**  
Does the story end happily ever after? What have people learned? Have characters changed?