



Rock View E S
Summer Calendars



*For Students
Entering
4th Grade*

Name _____





Rock View Elementary School

3901 Denfeld Avenue
Kensington, Maryland 20895
Tel: 240-740-0920 • Fax: 301-962-5986

June 13, 2019

Dear Parents and Guardians:

Summer is here, and the students are looking forward to fun, relaxation, and some time to play. We encourage all of our students to take a well-deserved break, and use this time to relax and recharge. However, we also understand how important it is for students to practice their reading and math skills over the summer. Summer practice will help our students get off to a great start in the fall. With that in mind, we have prepared the attached Reading & Writing and Math Summer Calendars.

Rock View has developed our summer calendars to provide students with opportunities to engage in educational activities that will keep their skills sharp in language arts and mathematics. While these calendars are not required, we encourage your child to participate. Complete all assignments in a summer journal. You can use a composition notebook, spiral notebook, or stapled papers as your summer journal. When you complete an activity have a parent initial the corresponding space on the calendar. Students who complete 16 or more activities from the Reading & Writing Summer Calendar and 24 or more activities from the Math Summer Calendar will be recognized in the fall.

Each journal entry should:

- ✓ Include the number of the calendar activity
- ✓ Have a clear and complete answer
- ✓ Be neat and organized

We strongly recommend that your child complete these packets to help prepare them prepare for the upcoming school year. In an effort to encourage their participation, we have created an incentive program. Students will be recognized for their hard work. By completing both the math and reading packets, your child can earn a special prize in September. For your convenience, over the summer months, the summer packets will also be available on our school website: www.montgomeryschoolsmd.org/schools/rockviewes.

All completed summer journals and calendars with parent initials are to be submitted to your child's teacher by September 6, 2019. Thank you for supporting our efforts to encourage students to keep learning. Have a wonderful summer!

Sincerely,

Kristine Alexander
Principal



Rock View Elementary School

3901 Denfeld Avenue
Kensington, Maryland 20895
Tel: 240-740-0920 • Fax: 301-962-5986

13 de Junio 2019

Estimados Padres,

El verano ya está aquí, y los estudiantes están esperando ansiosamente el tiempo para divertirse, relajarse y jugar. Animamos a todos nuestros estudiantes a que se tomen un descanso bien merecido, y usar este tiempo para recargarse. Sin embargo, también entendemos la importancia de que nuestros estudiantes practiquen sus habilidades de lectura y de matemáticas. Esto ayudara a que los estudiantes tengan un buen comienzo en el otoño. Con esto en mente, nosotros hemos preparado los Calendarios de Verano de Matemáticas, Lectura y Escritura.

Rock View ha creado estos calendarios de verano para brindarles oportunidades a los estudiantes de mantenerse ocupados con actividades educativas que les seguirán desarrollando sus habilidades de lenguaje y matemáticas. Aun y cuando estos calendarios no son requeridos, le recomendamos a su hija/o a que participe. Complete todas las tareas en un diario de verano. Puede utilizar un cuaderno, libreta u hojas engrapadas como su diario. Cuando complete una actividad, uno de los padres debe poner sus iniciales en el lugar correspondiente en el calendario. Los estudiantes que hayan completado 16 actividades o más del Calendario de Verano de Lectura y Escritura y 24 o más actividades del Calendario de Matemáticas serán reconocidos en el otoño.

Cada anotación en el diario debe:

- ✓ Incluir el número de la actividad del calendario
- ✓ Tener una respuesta clara y completa
- ✓ Ser nítida y organizada

Le recomendamos que su hijo/a complete estos paquetes para ayudarles a prepararse para el nuevo año escolar. En un esfuerzo de animar su participación, hemos creado un programa para incentivar a los estudiantes. Los estudiantes serán premiados por su arduo trabajo. Al completar los paquetes de matemática y lectura, su hijo ganará un premio especial en Septiembre. Para su conveniencia, durante los meses de verano, los paquetes de verano estarán disponibles en nuestra página de internet:
www.montgomeryschoolsmd.org/schools/rockviewes


Todos los diarios de verano con las iniciales de los padres deben ser entregados a la maestra/o a más tardar el 6 de septiembre del 2019. Gracias por apoyar nuestros esfuerzos de animar a los estudiantes a que sigan aprendiendo. Que tengan un maravilloso verano!

Sinceramente,

Kristine Alexander
Directora

Rock View Reading and Writing Summer Calendar for Rising 3rd, 4th, and 5th Graders



<p>1 Write and illustrate your own story about a raven, a seahawk, roadrunner, and a penguin.</p> 	<p>2 Read a book that won an award. In your journal write why you think it won this award. Check out some award winning titles on our website. *</p>	<p>3 Take a walk with your parent and talk about your favorite book or graphic novel (comic book).</p>	<p>4 Read or listen to a folk or fairy tale from another country. This website has some stories from around the world. *</p>	<p>5 VISIT THE LIBRARY! Read an informational book about a social studies or science topic. Write what you learned from this book.</p>	<p>6 Read a realistic fiction book. Note the title and author in your journal. Then make a story map with the characters, setting, problem and solution. *</p>	<p>7 Write an email or note to a family member about a book you would recommend. Explain why you are recommending the book.</p>
<p>8 Create a comic strip with a beginning, middle, and end that illustrates a story about moral courage. Use your journal or the Comic Creator. *</p>	<p>9 Write a letter in your journal introducing yourself to your new teacher. Include your character traits that make you most proud.</p>	<p>10 Read for at least 30 minutes. Illustrate the text. Write a summary of the book, or part of the book, you read.</p>	<p>11 VISIT THE LIBRARY! Read a book that was recommended to you. Ask the librarian to help you find other books that are similar.</p>	<p>12 Read at least 5 poems. Then create your own poem using similes and metaphors. Share your poem with an audience. *</p>	<p>13 Read for 30 minutes in a shady spot. Who was your favorite character? Write a paragraph explaining why?</p>	<p>14 Read a magazine and in your journal write about how the text features helped you understand the text.</p>
<p>15 Invent a new kind of video game. Write about the setting, the characters, the challenge, and ways to defeat the game.</p>	<p>16 If you could suddenly give yourself a talent that you don't presently have, what would it be and why? Explain how you would use that talent.</p>	<p>17 Read a historical fiction book. Write about what you learned about this time period.</p>	<p>18 Design a special award for your favorite book character. Tell what your character did to earn this special award.</p>	<p>19 VISIT THE LIBRARY! Read a book that takes place in another country. Use a Venn Diagram to show the similarities and differences to the United States. *</p>	<p>20 Read part of a story. Write your own ending to the story. Be sure to include the problem and solution. Be creative and add story elements as needed.</p>	<p>21 Read a new recipe with a family member and make it together. Write the steps you took to make it. Check out some recipes and an organizer. *</p>
<p>22 Take a trip to an imaginary destination. Create a picture postcard that shows what you saw and the setting. Write about your adventure. Try Postcard Creator. *</p>	<p>23 Write a letter to a friend about a trip or fun outing you are doing this summer. Use your best handwriting. Refer to our handwriting guide. *</p>	<p>24 Link to PebbleGo through the RVES website or choose an informational text. Write the main idea and details. Try out the Ice Cream Cone organizer. *</p>	<p>25 Read 2 poems about the same subject. Compare what you learned about the subject through the two poems in your journal.</p>	<p>26 VISIT THE LIBRARY! Read a mystery book and draw a new cover showing the setting and the characters.</p>	<p>27 When you go on a road trip pick up and read a brochure for a nearby attraction. Design your own brochure for a place you would want people to visit.</p>	<p>28 Read a newspaper article with an adult and find 5 words you do not know. Look up those words and write their meanings in your journal.</p>
<p>29 Read a biography about someone you admire. Write a paragraph about what you learned and why you admire this person.</p>	<p>30 Read a book about an invention that you and your family use. Write about how that invention makes your life easier. Describe any upgrades you would make.</p>	<p>31 Write a paragraph starting with . . . "The most amazing thing I've ever seen is. . ." Use your best handwriting. Refer to our handwriting guide. *</p>	<p>Welcome to the Summer Reading and Writing Calendar for students entering third, fourth, or fifth grade. This calendar is recommended but not required. The activities on the calendar will keep you reading and writing throughout the summer. It is a great way to keep your skills sharp and use your creative energy.</p> <p>Unless otherwise indicated, complete all assignments in a summer journal. (You can use a composition notebook, spiral notebook, or stapled papers.) We have indicated optional web based resources that are available with a *. All of these resources can be found on the RVES website under Summer Calendars. Upon completing an activity, have a parent initial the corresponding space on the calendar. Students completing 16 or more activities from the Reading/Writing Summer Calendar and 24 or more activities from the Math Summer Calendar will be recognized in the fall. All journals and calendars are to be returned to your teacher by September 6, 2019.</p>			

Rock View Grade 3 Going Into Grade 4 Summer Math Calendar

~ Summer ~

<p>#1 Welcome to the summer math calendar for students entering Fourth Grade. This calendar is recommended, but not required. Reviewing the learned skills will maintain the foundation for math success at the next grade level.</p>	<p>#2 Which pair of numbers has a difference of 7 and a quotient of 2?</p> <table border="1" style="width: 100%; text-align: center;"> <tr> <td>7, 1</td> <td>10, 3</td> <td>6, 4</td> </tr> <tr> <td>14, 7</td> <td>18, 9</td> <td>1, 8</td> </tr> </table>	7, 1	10, 3	6, 4	14, 7	18, 9	1, 8	<p>#3 Which products are even? $3 \times 5 =$ $2 \times 10 =$ $7 \times 4 =$ $8 \times 3 =$ $6 \times 5 =$ How do you know?</p>	<p>#4 Complete one of the word problems included in this packet.</p>	<p>#5 Draw a rectangle with a perimeter of 24 inches. Label each side of the rectangle. Draw a different rectangle with the same perimeter. Label each side of the rectangle.</p>	<p>#6 Write equations showing how 12 cookies could be shared between 2, 3, 4, and 6 children. Explore one of the recommended websites and write about the math you learned.</p>																				
7, 1	10, 3	6, 4																													
14, 7	18, 9	1, 8																													
<p>#7 Complete the fact family for: $7 \times 5 = 35$ Explore one of the recommended websites and write about the math you learned.</p>	<p>#8 There are 40 chairs in the classroom. The chairs are arranged in rows. Each row has 10 chairs. How many rows of chairs are in the classroom?</p>	<p>#9 411 when rounded to the nearest hundred is 400. What other numbers round to 400 when rounded to the nearest hundred? Give at least 3 examples. Include the largest number possible.</p>	<p>#10 Identify the running speed of 7 different animals. Determine the median of these numbers. Hint: list the numbers from least to greatest and find the number in the middle.</p>	<p>#11</p> <table border="1" style="width: 100%; text-align: center;"> <tr> <td>Bookstore</td> <td>Bookstore</td> </tr> <tr> <td>Comics \$3</td> <td>Comics \$3</td> </tr> <tr> <td>Hardcover Books \$10</td> <td>Hardcover Books \$10</td> </tr> <tr> <td>Paperback Books \$6</td> <td>Paperback Books \$6</td> </tr> <tr> <td>Magazines \$2</td> <td>Magazines \$2</td> </tr> </table> <p>A customer spends \$98 at the Bookstore. What did she buy?</p>	Bookstore	Bookstore	Comics \$3	Comics \$3	Hardcover Books \$10	Hardcover Books \$10	Paperback Books \$6	Paperback Books \$6	Magazines \$2	Magazines \$2	<p>#12</p> <table border="1" style="width: 100%; text-align: center;"> <tr> <td>Bookstore</td> <td>Bookstore</td> </tr> <tr> <td>Comics \$3</td> <td>Comics \$3</td> </tr> <tr> <td>Hardcover Books \$10</td> <td>Hardcover Books \$10</td> </tr> <tr> <td>Paperback Books \$6</td> <td>Paperback Books \$6</td> </tr> <tr> <td>Magazines \$2</td> <td>Magazines \$2</td> </tr> </table> <p>John buys 2 Hardcover books and 4 magazines. How much money does John spend?</p>	Bookstore	Bookstore	Comics \$3	Comics \$3	Hardcover Books \$10	Hardcover Books \$10	Paperback Books \$6	Paperback Books \$6	Magazines \$2	Magazines \$2						
Bookstore	Bookstore																														
Comics \$3	Comics \$3																														
Hardcover Books \$10	Hardcover Books \$10																														
Paperback Books \$6	Paperback Books \$6																														
Magazines \$2	Magazines \$2																														
Bookstore	Bookstore																														
Comics \$3	Comics \$3																														
Hardcover Books \$10	Hardcover Books \$10																														
Paperback Books \$6	Paperback Books \$6																														
Magazines \$2	Magazines \$2																														
<p>#14 Write a division word problem for another family member to solve. Explore one of the recommended websites and write about the math you learned.</p>	<p>#15 Scarves come in packages of 3 for \$5. How many scarves could you buy for \$25? Explore one of the recommended websites and write about the math you learned.</p>	<p>#16 What is the perimeter of the rectangle? Draw a different rectangle with the same perimeter.</p> <div style="border: 1px solid black; width: 100px; height: 100px; margin: 10px auto;"></div>	<p>#17 In the first movie, \$457 is generated from the sale of tickets. Some more money is generated from the sale of tickets for the second movie. The total income generated from both movies is \$958. How much money was generated from the sale of tickets for the second movie?</p>	<p>#18 Round 628 to the nearest ten. Make the smallest number possible with these digits. Round that number too. Discuss with a family member. How does thinking about place value help you round to the nearest ten?</p>	<p>#19 There are 520 students at Rock View Elementary School. 372 students ride the bus to school. 68 students take a car to school. Some students walk to school. How many students walk to school?</p>																										
<p>#21 Complete one of the word problems included in this packet.</p>	<p>#22 Look at the equations. Write word problems to match each equation. $20 \div 4 = ?$ $7 \times 5 = ?$</p>	<p>#23 Write a 3-digit number. Round it to the nearest ten. Ask a family member to write a 3-digit number. Round it to the nearest ten.</p>	<p>#24 What is the area of the rectangle? 6 in.</p> <table border="1" style="width: 100%; text-align: center;"> <tr> <td>□</td><td>□</td><td>□</td><td>□</td><td>□</td> </tr> <tr> <td>□</td><td>□</td><td>□</td><td>□</td><td>□</td> </tr> <tr> <td>□</td><td>□</td><td>□</td><td>□</td><td>□</td> </tr> <tr> <td>□</td><td>□</td><td>□</td><td>□</td><td>□</td> </tr> </table>	□	□	□	□	□	□	□	□	□	□	□	□	□	□	□	□	□	□	□	□	<p>#25 Which pair of numbers has a sum of 20 and a quotient of 4?</p> <table border="1" style="width: 100%; text-align: center;"> <tr> <td>3, 3</td> <td>12, 2</td> <td>15, 5</td> </tr> <tr> <td>5, 5</td> <td>16, 4</td> <td>8, 4</td> </tr> </table>	3, 3	12, 2	15, 5	5, 5	16, 4	8, 4	<p>#26 Write $5 \times 7 = 35$ as repeated addition. Explore one of the recommended websites and write about the math you learned.</p>
□	□	□	□	□																											
□	□	□	□	□																											
□	□	□	□	□																											
□	□	□	□	□																											
3, 3	12, 2	15, 5																													
5, 5	16, 4	8, 4																													
<p>#28 Solve for the unknown. $187 = 42 + ? + 79$ $500 - ? = 318$ $495 = 131 + ? + 82$ $? + 78 = 194$</p>	<p>#29 223 when rounded to the nearest 10 is 220. What other numbers round to 220 when rounded to the nearest ten? Give at least 3 examples.</p>	<p>#30 Which products are odd? $4 \times 3 =$ $9 \times 2 =$ $3 \times 3 =$ $7 \times 8 =$ $5 \times 7 =$ How do you know?</p>	<p>#31 Complete the fact family for: $42 \div 6 = 7$ Explore one of the recommended websites and write about the math you learned.</p>	<p>#27 Sweatshirts come in packages of 2 for \$9. How many sweatshirts could you buy for \$72?</p>	<p>#20 Your family ordered 2 pizzas for dinner. Each pizza has 8 slices. How many slices will each member of your family have? They must be able to have an equal amount. How many pieces are left over? What will you do with the extra pieces?</p>																										

Math Summer Calendar Websites

<http://www.allmath.com/>

This site has flash cards and links to other sites for games, math humor, worksheets, math help and more.

<http://www.aplusmath.com>

This site has basic facts flash cards and a game room, worksheets, multiplication table practice and more.

<http://www.mathfactcafe.com>

This site has a pencil next to pre-made cards so kids can do the facts and have the computer check them. Kids can print them out and also put in their own numbers and make their own worksheets.

<http://www.funbrain.com>

This site has easier to harder addition and subtraction computation and problem solving. It also has language and grammar skills activities

<http://www.coolmath4kids.com>

This site has a wide range of topics and will give you step-by-step instructions.

<http://www.abc.net.au/countusin/games>

Each game is designed to help kids understand basic concepts in math. This site has a variety of math games.

<http://www.gamequarium.com>

This site has math activities for K-6.

<http://www.math.com>

Good resource of how to do problems

<http://www.mathcats.com>

This is an interactive fun site

<http://www.spikesgamezone.com>

Lots of math games

<http://www.figurethis.org>

This site gives you ideas for fun hands-on math activities. Good for upper grades

<http://www.kidsites.com>

List of sites for math as well as other subjects.

Reading Summer Calendar Websites

(Numbers correspond to the Reading & Writing Summer Calendars.)

#2 – Award Winning Books

Black Eyed Susan: <http://maslmd.org/>

Caldecott, Newberry, and other award winners:

<http://www.ala.org/alsc/awardsgrants/bookmedia>

#4 – Folk or Fairy Tales <http://storynory.com>

#6 – Story Map

http://www.eduplace.com/graphicorganizer/pdf/storymap2_eng.pdf

#8 – Comic Creator <http://www.readwritethink.org/parent-afterschool-resources/games-tools/comic-creator-a-30237.html>

#12 – Create Your Own Poem

<http://teacher.scholastic.com/writewit/poetry/index.htm>

#19 – Venn Diagram <http://www.eduplace.com/graphicorganizer/pdf/venn.pdf>

#21 – Kid Friendly Recipes <http://kidshealth.org/kid/recipes/>

Step by Step Chart

http://www.eduplace.com/graphicorganizer/pdf/stepchart_eng.pdf

22 – Postcard Creator <http://www.readwritethink.org/classroom-resources/student-interactives/postcard-creator-30061.html>

#23 and #31 – Handwriting

<http://www.montgomeryschoolsmd.org/UploadedFiles/schools/strawberryknoll/es/specials/staffdevelopment/resources/Handwriting%20Strokes.pdf>

#24 – Ice Cream Organizer (main idea)

<http://www.eduplace.com/graphicorganizer/pdf/icecream.pdf>

Fact Fluency Apps (can be downloaded onto mobile devices)

Chalkboard Math

Sushi Monster

Moose Math

Operation Math

Number Rack

Preparing for a Class Play

Directions: Read through the following problem and answer the questions. Use your journal to complete your work. You may work with a parent, older brother or sister, or friend, but you must show all of your ideas in words, pictures or symbols to completely answer the questions.


Brittany was helping Mrs. Smith set up chairs in the all-purpose room for a performance of her class play. They needed to seat 60 parents. Mrs. Smith wanted to put the same number of chairs in each row.

After thinking about Mrs. Smith's plan, Brittany suggested a different arrangement for the number of seats. She explained that, by putting 5 more chairs in each row, they could have 2 fewer rows, and parents in the back row would be able to see better.

A) How many chairs were in each row of Brittany's plan? Explain how you solved the problem in the space on the back of this page.

CHALLENGE:

B) Write a similar problem involving two possible sets of rows and seats per row for 180 students. Show a solution for your problem.



Shopping Problem

Directions: Read through the following problem and answer the questions. Use your journal to complete your work. You may work with a parent, older brother or sister, or friend, but you must show all of your ideas in words, pictures or symbols to completely answer the questions.

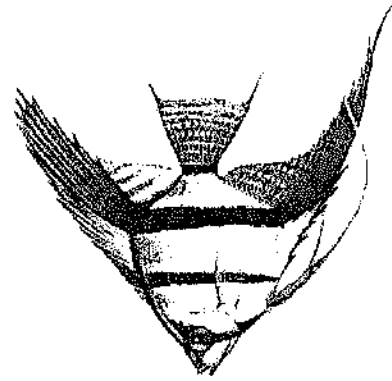
Annika bought the following at the Tropical Fish store.

Her receipt was torn and so she couldn't see the total.

Her father said, that must have cost you about \$16.00

- A) Was her father's statement reasonable?
- B) Explain your thinking carefully on the back

Tropical Fish Store	
September 12, 2011	
1 Beta (male)	@2.99
2 Angel Fish.	@5.98
3 Zebra Fish.	@6.47
1 Algae Feeder.	@3.29



CHALLENGE:

If you include Maryland state sales tax to the total (\$0.06 for every dollar) about how much did Annika pay in taxes on the fish she bought?