



Rock View E S

Summer Calendars



For Students
Entering
2nd Grade

Name _____





Rock View Elementary School

3901 Denfeld Avenue
Kensington, Maryland 20895
Tel: 240-740-0920 • Fax: 301-962-5986

June 13, 2019

Dear Parents and Guardians:

Summer is here, and the students are looking forward to fun, relaxation, and some time to play. We encourage all of our students to take a well-deserved break, and use this time to relax and recharge. However, we also understand how important it is for students to practice their reading and math skills over the summer. Summer practice will help our students get off to a great start in the fall. With that in mind, we have prepared the attached Reading & Writing and Math Summer Calendars.

Rock View has developed our summer calendars to provide students with opportunities to engage in educational activities that will keep their skills sharp in language arts and mathematics. While these calendars are not required, we encourage your child to participate. Complete all assignments in a summer journal. You can use a composition notebook, spiral notebook, or stapled papers as your summer journal. When you complete an activity have a parent initial the corresponding space on the calendar. Students who complete 16 or more activities from the Reading & Writing Summer Calendar and 24 or more activities from the Math Summer Calendar will be recognized in the fall.

Each journal entry should:

- ✓ Include the number of the calendar activity
- ✓ Have a clear and complete answer
- ✓ Be neat and organized

We strongly recommend that your child complete these packets to help prepare them prepare for the upcoming school year. In an effort to encourage their participation, we have created an incentive program. Students will be recognized for their hard work. By completing both the math and reading packets, your child can earn a special prize in September. For your convenience, over the summer months, the summer packets will also be available on our school website: www.montgomeryschoolsmd.org/schools/rockviewes.

All completed summer journals and calendars with parent initials are to be submitted to your child's teacher by September 6, 2019. Thank you for supporting our efforts to encourage students to keep learning. Have a wonderful summer!

Sincerely,

Kristine Alexander
Principal



Rock View Elementary School

3901 Denfeld Avenue
Kensington, Maryland 20895
Tel: 240-740-0920 • Fax: 301-962-5986

13 de Junio 2019

Estimados Padres,

El verano ya está aquí, y los estudiantes están esperando ansiosamente el tiempo para divertirse, relajarse y jugar. Animamos a todos nuestros estudiantes a que se tomen un descanso bien merecido, y usar este tiempo para recargarse. Sin embargo, también entendemos la importancia de que nuestros estudiantes practiquen sus habilidades de lectura y de matemáticas. Esto ayudara a que los estudiantes tengan un buen comienzo en el otoño. Con esto en mente, nosotros hemos preparado los Calendarios de Verano de Matemáticas, Lectura y Escritura.

Rock View ha creado estos calendarios de verano para brindarles oportunidades a los estudiantes de mantenerse ocupados con actividades educativas que les seguirán desarrollando sus habilidades de lenguaje y matemáticas. Aun y cuando estos calendarios no son requeridos, le recomendamos a su hija/o a que participe. Complete todas las tareas en un diario de verano. Puede utilizar un cuaderno, libreta u hojas engrapadas como su diario. Cuando complete una actividad, uno de los padres debe poner sus iniciales en el lugar correspondiente en el calendario. Los estudiantes que hayan completado 16 actividades o más del Calendario de Verano de Lectura y Escritura y 24 o más actividades del Calendario de Matemáticas serán reconocidos en el otoño.

Cada anotación en el diario debe:

- ✓ Incluir el número de la actividad del calendario
- ✓ Tener una respuesta clara y completa
- ✓ Ser nítida y organizada

Le recomendamos que su hijo/a complete estos paquetes para ayudarles a prepararse para el nuevo año escolar. En un esfuerzo de animar su participación, hemos creado un programa para incentivar a los estudiantes. Los estudiantes serán premiados por su arduo trabajo. Al completar los paquetes de matemática y lectura, su hijo ganará un premio especial en Septiembre. Para su conveniencia, durante los meses de verano, los paquetes de verano estarán disponibles en nuestra página de internet:
www.montgomeryschoolsmd.org/schools/rockviewes

Todos los diarios de verano con las iniciales de los padres deben ser entregados a la maestra/o a más tardar el 6 de septiembre del 2019. Gracias por apoyar nuestros esfuerzos de animar a los estudiantes a que sigan aprendiendo. Que tengan un maravilloso verano!

Sinceramente,

Kristine Alexander
Directora

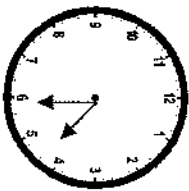
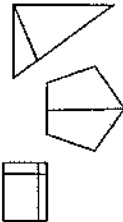



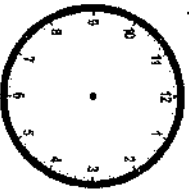
Rock View Reading and Writing Summer Calendar for Rising 1st and 2nd Graders



1 Write and illustrate your own story about a roadrunner, a seahawk, and a penguin. 	2 Read a book that won an award. In your journal create your own award for this book. Check out some award winning titles on our website. *	3 Take a walk with your parent and talk about your favorite books.	4 Read or listen to a folk or fairy tale from another country. This website has some stories from around the world. *	5 VISIT THE LIBRARY! Choose an informational book to read. Draw and label a picture about a new fact that you learned.	6 Create a new cover for a book you have read. Be sure to include the main character and the setting on your cover.	7 Watch a movie that is based on a book. Write or illustrate the beginning, middle, and end of the story.
8 Create a comic strip with a beginning, middle, and end that illustrates a story about moral courage. Use your journal or the Comic Creator. *	9 Think of your favorite place to eat. Draw your favorite meal. Write 3 reasons why people should eat there.	10 Turn out the lights and read a story by flashlight.	11 VISIT THE LIBRARY! Find a book about plants. Read and draw a picture of your favorite plant. Write a sentence.	12 Read at least 3 poems. Then create your own poem. Share your poem with an audience. *	13 Read for 15 minutes in a shady spot. Who was your favorite character? Write a paragraph explaining why?	14 Read a magazine or newspaper and in your journal write about the text features.
15 Invent a new kind of sandwich. Illustrate and describe it in your journal. Be sure to include labels.	16 Go outside, close your eyes, and listen to all the sounds. Then write a story about what you heard.	17 Cut out pictures of three people from a magazine. Write what they might be saying.	18 Write a letter in your journal introducing yourself to your new teacher. Tell your teacher what makes you special.	19 VISIT THE LIBRARY! Read two fairy tales. Use a Venn Diagram to show the similarities and differences in the fairy tales. *	20 Read a story with someone. Before you start, tell them your prediction and let them share their prediction with you.	21 Read a new recipe with a family member and make it together. Write the steps you took to make it. Check out some recipes and an organizer. *
22 Take a trip to an imaginary destination. Create a picture postcard that shows what you saw. Write about what you did on your pretend trip. Try Postcard Creator. *	23 Write a letter to a friend about something fun you have done or are going to do this summer. Use your best handwriting. Refer to our handwriting guide. *	24 Link to PebbleGo through the RVES website or choose an informational text about animals. Draw a picture of the animal's habitat and label it.	25 Read a poem. Write all the words that rhyme. Add other words that rhyme to your list. Read your list aloud.	26 VISIT THE LIBRARY! Read a book about any sport. Illustrate and label the equipment needed to play the game.	27 Read a story with someone, decide on a new ending. Explain why you chose your ending.	28 Write and illustrate a story starting with . . . "Eek!! There is a dinosaur in my yard and it . . ."
29 Read a story with someone, make a connection to a character in the story.	30 In your journal write what animal you would like for a pet. Explain why.	31 Write a paragraph starting with . . . "I show responsibility when I . . ." Use your best handwriting. Refer to our handwriting guide. *	<p>Welcome to the Summer Reading and Writing Calendar for students entering first or second grade. This calendar is recommended but not required. Activities on the calendar will keep you reading and writing throughout the summer. It is a great way to keep your skills sharp and use your creative energy. Books can be read independently or with an adult.</p> <p>Unless otherwise indicated, complete all assignments in a summer journal. (You can use a composition notebook, spiral notebook, or stapled papers.) We have indicated optional web based resources that are available with a *. All of these resources can be found on the RVES website under Summer Calendars. Upon completing an activity, have a parent initial the corresponding space on the calendar. Students completing 16 or more activities from the Reading/Writing Summer Calendar and 24 or more activities from the Math Summer Calendar will be recognized in the fall. All journals and calendars are to be returned to your teacher by September 6, 2019.</p>			

Rock View Grade 1 going into Grade 2 Summer Math Calendar

~ Summer ~

<p>Welcome to the summer math calendar for students entering Second Grade. This calendar is recommended, but not required. Reviewing the learned skills will maintain the foundation for math success at the next grade level.</p>					
<p>#1 Write $<$, $>$ or $=$ in the blank below.</p> <p style="text-align: center;">15 _____ 32</p> <p style="text-align: center;">50 + 3 _____ 60 - 7</p>	<p>#2 Write a subtraction word problem for another family member to solve</p> <p style="text-align: center;">OR</p> <p>Explore one of the recommended websites and write about the math you learned.</p>	<p>#3 Fill in the missing numbers.</p> <p>46, _____, 49, _____</p> <p>_____, 25, _____, 29, 31</p>	<p>#4 Tell the time that you go to bed to the closest half hour. Draw a picture of the clock's hands at your bedtime.</p>	<p>#5 Drake had 18 crayons. He gave 2 crayons to Nicky. How many crayons does he have now?</p> <p style="text-align: center;">_____</p>	<p>#6 Identify the number that makes the equation true.</p> <p style="text-align: center;">27 + 4 = _____</p> <p style="text-align: center;">15 47 31</p>
<p>#7 Write a two-digit number in your journal. Record the numbers that are 10 more and 10 less. Do this a couple times.</p>	<p>#8 Jane had 3 pens. Chris gave her some more pens. Then Jane had 9 pens. How many pens did Chris give Jane?</p> <p style="text-align: center;">_____</p>	<p>#9 Determine if the equation is true or false.</p> <p style="text-align: center;">6 + 8 = 16</p> <p style="text-align: center;">True False</p> <p>Explain your thinking.</p>	<p>#10 Draw a square and a triangle. Partition the shapes into equal shares.</p>	<p>#11 Jane baked 16 cakes. She baked 7 fewer cakes than Serene. How many cakes did Serene bake?</p> <p style="text-align: center;">_____</p>	<p>#12 Write the correct time.</p> <div style="text-align: center;">  </div>
<p>#14 Circle the shape with two equal shares. Explain your thinking.</p> <div style="text-align: center;">  </div>	<p>#15  has 2 wheels.  has 4 wheels.</p> <p>How many wheels are on 1 bike and 2 wagons?</p> <p style="text-align: center;">_____</p>	<p>#16 Write four related facts using the three numbers</p> <p style="text-align: center;">[7, 4, 11]</p> <p style="text-align: center;">_____ + _____ = _____</p> <p style="text-align: center;">_____ + _____ = _____</p> <p style="text-align: center;">_____ - _____ = _____</p> <p style="text-align: center;">_____ - _____ = _____</p>	<p>#17 Complete one of the word problems included in this packet.</p>	<p>#18 Solve for the unknown.</p> <p style="text-align: center;">_____ + 7 = 14</p> <p style="text-align: center;">18 - _____ = 8</p>	<p>#19 Identify two attributes that could be used to describe this shape.</p> <div style="text-align: center;">  </div>
<p>#21 Complete one of the word problems included in this packet.</p>	<p>#22 Ask 10 people their favorite kind of pizza. Record your data in a table, chart, or graph.</p>	<p>#23 Write $<$, $>$ or $=$ in the blank below.</p> <p style="text-align: center;">45 _____ 40 + 5</p> <p style="text-align: center;">25 _____ 35 - 7</p>	<p>#24 Write an addition word problem for another family member to solve</p> <p style="text-align: center;">OR</p> <p>Explore one of the recommended websites and write about the math you learned.</p>	<p>#25 Will your bed fit through your door? Explain to an adult how you can use a 3rd object to figure this out?</p>	<p>#26 Complete the equations.</p> <p style="text-align: center;">8 + 6 = _____</p> <p style="text-align: center;">13 - 4 = _____</p> <p style="text-align: center;">10 + 4 = _____</p> <p style="text-align: center;">18 - 5 = _____</p>
<p>#28 Solve for the unknown.</p> <p style="text-align: center;">_____ + 4 = 12</p> <p style="text-align: center;">20 - _____ = 6</p>	<p>#29 Rope P is 14 units long. Rope Q is 8 units shorter than rope P.</p> <p>How long is rope Q?</p> <p style="text-align: center;">_____</p> <p>What is the total length of rope P and rope Q?</p> <p style="text-align: center;">_____</p>	<p>#30 I wake up at</p> <div style="text-align: center;">  </div>	<p>#31 Yesterday was Monday. What is four days after tomorrow? Explain your thinking.</p> <p style="text-align: center;">_____</p>	<p>The design of the activities on this calendar is meant to support instruction in the new curriculum in both its content and presentation. Therefore the activities are not to be done as independent problems, but to be worked on with a parent, guardian or older brother or sister. Talking about the problem is an important part of completing each activity. On the backside of this calendar are recommended math websites for more reinforcement of math concepts and computation. (Adapted from the Sherwood Cluster Calendars)</p>	

Math Summer Calendar Websites

<http://www.allmath.com/>

This site has flash cards and links to other sites for games, math humor, worksheets, math help and more.

<http://www.aplusmath.com>

This site has basic facts flash cards and a game room, worksheets, multiplication table practice and more.

<http://www.mathfactcafe.com>

This site has a pencil next to pre-made cards so kids can do the facts and have the computer check them. Kids can print them out and also put in their own numbers and make their own worksheets.

<http://www.funbrain.com>

This site has easier to harder addition and subtraction computation and problem solving.

It also has language and grammar skills activities

<http://www.coolmath4kids.com>

This site has a wide range of topics and will give you step-by-step instructions.

<http://www.abc.net.au/countusin/games>

Each game is designed to help kids understand basic concepts in math. This site has a variety of math games.

<http://www.gamequarium.com>

This site has math activities for K-6.

<http://www.math.com>

Good resource of how to do problems

<http://www.mathcats.com>

This is an interactive fun site

<http://www.spikesgamezone.com>

Lots of math games

<http://www.figurethis.org>

This site gives you ideas for fun hands-on math activities. Good for upper grades

<http://www.kidsites.com>

List of sites for math as well as other subjects.

Reading Summer Calendar Websites

(Numbers correspond to the Reading & Writing Summer Calendars.)

#2 – Award Winning Books

Black Eyed Susan: <http://maslmd.org/>

Caldecott, Newberry, and other award winners:

<http://www.ala.org/alsc/awardgrants/bookmedia>

#4 – Folk or Fairy Tales <http://storynoir.com>

#6 – Story Map

http://www.eduplace.com/graphicorganizer/pdf/storymap2_eng.pdf

#8 – Comic Creator <http://www.readwritethink.org/parent-afterschool-resources/games-tools/comic-creator-a-30237.html>

#12 – Create Your Own Poem

<http://teacher.scholastic.com/writewit/poetry/index.htm>

#19 – Venn Diagram <http://www.eduplace.com/graphicorganizer/pdf/venn.pdf>

#21 – Kid Friendly Recipes <http://kidshealth.org/kid/recipes/>

Step by Step Chart

http://www.eduplace.com/graphicorganizer/pdf/stepchart_eng.pdf

22 – Postcard Creator <http://www.readwritethink.org/classroom-resources/student-interactives/postcard-creator-30061.html>

#23 and #31 – Handwriting

<http://www.montgomeryschoolsmd.org/uploadedFiles/schools/strawberryknoll/es/specials/staffdevelopment/resources/Handwriting%20Strokes.pdf>

#24 – Ice Cream Organizer (main idea)

<http://www.eduplace.com/graphicorganizer/pdf/icecream.pdf>

Birthday Oak

Directions: Read through the following problem and answer the questions. Use your journal to complete your work. You may work with a parent, older brother or sister, or friend, but you must show all of your ideas in words, pictures or symbols to completely answer the questions.

On the day Miguel was born, his father planted an oak tree in the backyard. The tree was 10 feet tall on the day Miguel was born.

On his first birthday his parents measured the height of the tree. It had grown to 12 feet.

The following year, when Miguel was two, the tree was 14 feet tall.


On Miguel's third birthday, the tree was 16 feet tall.

A) ~~If this pattern continues, how tall will the tree be on his fourth birthday?~~

B) How many feet does the tree grow each year?

CHALLENGE:

C) How tall will the tree be when Miguel celebrates his tenth birthday?



D) On his tenth birthday, how much will the tree have grown since it was first planted?

Directions: Read through the following problem and answer the questions. Use your journal to complete your work. You may work with a parent, older brother or sister, or friend, but you must show all of your ideas in words, pictures or symbols to completely answer the questions.

Jaylon spilled a container of star stickers on the floor.



- A) How many groups of 10 star stickers are there on the floor?
- B) How many stickers are left over?
- C) What is the total number of stickers that were spilled on the floor?