


Joining the Luxmanor Listserv

Yahoo! requires that you have a Yahoo! account to join a Yahoo! Group (and we wish they didn't). If you use Yahoo! Mail, you already have an account and can log in (as seen on page 1 and then skip to page 5). If you do not use Yahoo! Mail and would prefer to use another email address (work, Hotmail, Gmail, etc), you must first create a Yahoo! account, link your other email address to the Yahoo! account, and then select the other email address as the address where you want to receive your Listserv emails (go to page 2).

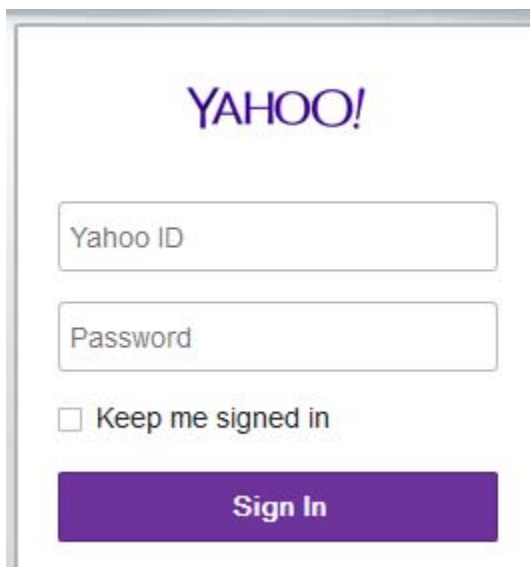
- Go to <http://groups.yahoo.com/group/luxmanor>
- Right side of the screen, click the box



+ Join Group

If you have a Yahoo! Account

- If you have a Yahoo account, log in with it here. If you are already signed in to Yahoo!, you will not see this box.

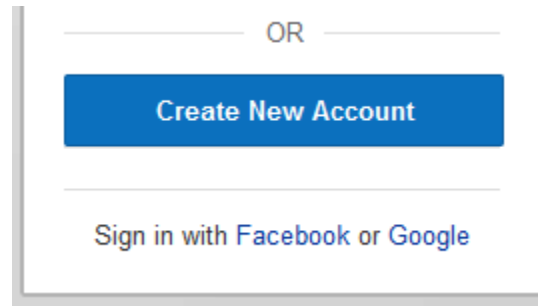


The image shows a screenshot of the Yahoo! login interface. At the top, the word "YAHOO!" is displayed in its characteristic purple font. Below the logo are two input fields: the first is labeled "Yahoo ID" and the second is labeled "Password". Underneath these fields is a checkbox labeled "Keep me signed in". At the bottom of the form is a prominent purple button with the text "Sign In" in white.

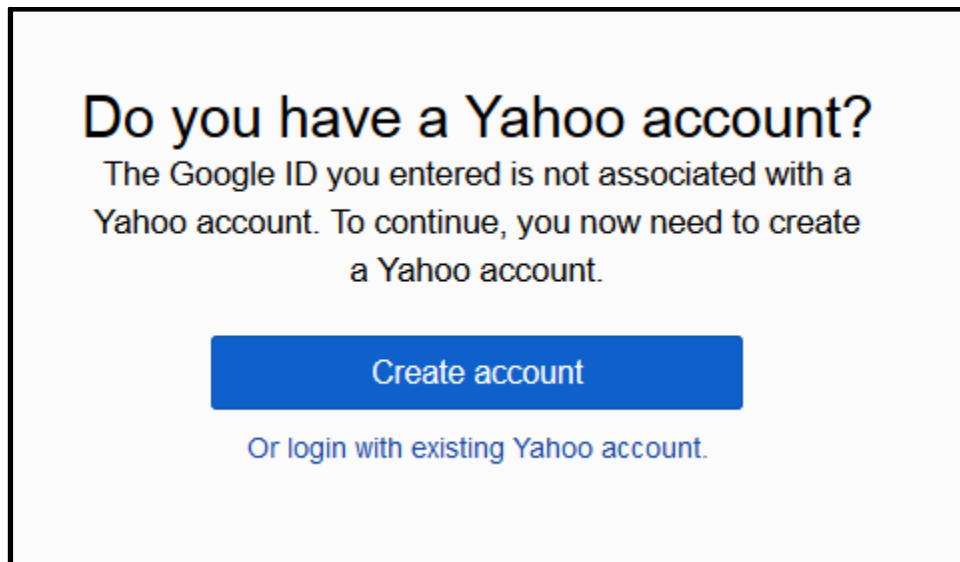
Skip to page 5 for next steps.

If you do **NOT** have a Yahoo! Account

- If you do not have a Yahoo account, create a new account or sign in with Facebook or Google and then create a Yahoo! Account.



- Next is an example signing up with a Google account and a Gmail address. You can create a new account and then link to any email address.



Sign up

Enter first name.

show

Male Female

I agree to the [Yahoo Terms](#) and [Privacy](#).



Your account has been successfully created!

Continue to page 5 for next steps.

Requesting to Join

Now you are either signed in via your Yahoo! account or have created a Yahoo! account

- Choose your Yahoo! Alias, your Email Address, your message delivery option, and enter the code shown on your screen. In the "Comment to Owner" box, identify yourself (name) and your connection to Luxmanor so that your subscription may be validated. **If the email address you want to use is not listed on the screen, the next page shows how to link a different email and then use it for Listserv emails.**

Join Group (luxmanor) ✕

⚠ This is a restricted group.

Yahoo! Alias : [Redacted]

Email Address : [Redacted]
 [Redacted]

Message Delivery : Individual Email
 Daily Digest
 Special Notices
 No Email

Visual code | [Audio code](#) [Help](#)

Type the code shown [Try a new code](#)

Comment to Owner :

- After the moderator approves your request, you will receive an email from Yahoo! Groups saying you have been approved (as seen here)

Welcome to the Luxmanor listserve. Here are some general pointers for new members.

The Luxmanor listserve is designed to foster communication within the Luxmanor school community. It is very good for posting announcements, soliciting volunteers, and asking questions about school events, schedules, procedures, and so forth. We also encourage discussion of school-related issues. Please remember to post responsibly and respectfully.

The website for our listserve is <http://groups.yahoo.com/group/luxmanor/>.

You might want to bookmark this URL for easy access in the future. It contains all of the options you need to manage your membership (e.g., choosing individual e-mails or a daily digest) as well as allows you access to the archives. Please note that if you opt to receive a daily digest, you will be unable to open attachments.

To send a message to everyone on the listserve, send an email to luxmanor@yahogroups.com. Please remember that when you send a message to this address, you are sending a message to EVERYONE subscribed to the list.

If you had to create a new Yahoo! account

- If you had to create a new Yahoo! account and you want the emails to go to a different address,



click this icon in the upper right corner and when the dropdown menu appears, select "Account Info". Near the top of the "Account Info" page, you will see this:

<p>Profile Information</p> <p>Edit profile details</p>	<div style="display: flex; align-items: center;"> <div> <p>Male</p> </div> </div>												
<p>Contact Information</p> <p>Update your contact information</p> <p>Choose how Yahoo contacts you</p>	<table border="0" style="width: 100%;"> <tr> <td style="width: 40%;">Yahoo Email</td> <td style="width: 40%;"></td> <td style="width: 20%; text-align: right;">Primary</td> <td style="width: 10%; text-align: right;">Change</td> </tr> <tr> <td>Email</td> <td></td> <td></td> <td></td> </tr> <tr> <td>Mobile</td> <td></td> <td></td> <td></td> </tr> </table>	Yahoo Email		Primary	Change	Email				Mobile			
Yahoo Email		Primary	Change										
Email													
Mobile													

- Click "Change" (as circled in red) and at the bottom, you will see this:

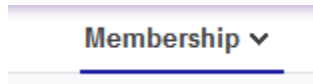
Manage your email addresses

These are the email addresses that Yahoo uses to communicate with you.

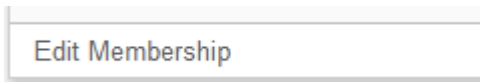
- Select “Add Another” at the bottom and enter your preferred email. Yahoo! will send an email to your preferred address to verify you are the owner of that address. There will be a link in the email for you to click to verify ownership. After you have verified your preferred email, go to

<https://groups.yahoo.com/group/luxmanor/info>

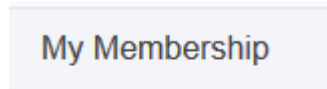
and in the upper right corner, click



and then



from the drop-down menu. Then click the pencil icon next to “Identity” as seen here



Identity 

and then pick the email where you want to receive your messages and click “save”. Emails will be sent to your preferred address and NOT the Yahoo! account.

Please make note of your Yahoo! username and password. You will need this to make changes to your listserv membership (i.e. changing message delivery, changing preferred email address, etc)