


Edline: Un sistema para monitoreo de las notas



LOIEDERMAN MIDDLE SCHOOL



¿Qué es Edline?



- Es un sistema de monitoreo de notas disponible para las escuelas secundarias.
- Permite que los alumnos y los padres de familia vean las notas actuales del alumno/a antes de que finalice el semestre.

¿Donde se puede usar Edline?



- Cualquier computadora con Internet se puede ocupar para ver las notas.
- Opciones: en casa, en la escuela, en la biblioteca publica, centro comunitario



Obtener información escolar

My Edline | Home | Help | Translate | Logout Jessica Guzman

A. Mario Loiederman Middle School : Classes : INTRO CMPUTR ART

A. Mario Loiederman Middle School

The SmART Choice

For The Creative and Performing Arts

 12701 Goodhill Road, Silver Spring, MD 20906 | Phone: (301) 929- 2282 Fax: (301) 962-5993

Home

My Classes & Shortcuts

My Content

My Account

Command Center

INTRO CMPUTR ART (6005_8001)



Welcome to INTRO CMPUTR ART.

News

Art club will begin Thursday's afterschool 9/29/2010
If you are interested in applying for the artclub pick up a registration form in rm. 107

Link to videos of our lessons
Find our lessons on this youtube link

Calendar

Questions or Comments

Send Email to the teacher: **J. Guzman.**

Contents

- Assignments
- Current Assignments Report
- Marking Period 1 as of Nov 3 2010
- Tests
- Recycle Bin

Links

Más información en Edline



- **Calendario**
- **Enlaces de Internet**
- **Noticias**



Ver las notas de cada clase



CLASS: 3-INTRO CMPUTR ART

TEACHER: Guzman, Jessica

CATEGORY	WEIGHT	POINTS/MAX PTS.	PERCENT	
Formative	65.	45 /48	93.8 %	
HW for Prac/Prep	5.0	12 /12	100 %	
		Current Grade	94.2 %	A

ASSIGNMENTS

NO.	DESCRIPTION	DUE DATE	CATEGORY	WEIGHT	GRADE	MAX	LETTER
1	FORM: c.w. text design	2010-10-29	Formative	1	21	24	B
2	H.w. wup: saving in my documen	2010-11-04	HW for Prac/Prep	1	12	12	A
3	Form: c.w. type object project	2010-11-12	Formative	1	24	24	A

¿Qué significan las notas?



- A, B, C, D, E
- Z (no se ha entregado pero aun puede entregarla)
- X (excusado sin impacto en la nota)
- FORM(Formative)
- SUM(Summative)

Activar su cuenta de Edline



- Para tener acceso a Edline necesita establecer una cuenta.
- Código de activación.
- Anotar su nombre de pantalla y contraseña.



Buscar la página de Edline

- www.edline.net



edline.net
Heart of the learning community.

Have an Account?

Sign in to your account below.

Screen Name

[Forgot screen name?](#)


Password

[Forgot password?](#)

SIGN IN

[Activate an Account](#)

Click [here](#) if you have a new activation code.



Introduzca su Código de Activación



Home | Help

Enter Your Activation Code

First: Enter your activation code(s)

(Click HELP above to learn more)

(Repeat this step for each activation code you wish to combine into a single account)

→ Activation Code

Enter

Second: Make sure each code you have entered is yours

(No activation codes have been entered)

Cancel

Crear su nombre de pantalla y contraseña

Create Your Screen Name - Microsoft Internet Explorer

File Edit View Favorites Tools Help

Back Forward Stop Home Search Favorites Refresh Print Mail Stop Send To

Address <https://www.edline.net/CreateAcctPersInfo.page>

Edline | (please log in) [Help](#)

Create Your Account

Choose a Screen Name and Password

Screen Name and Password must be at least 4 characters long

Screen Name Password Retype Password

Your Personal Information

PARENTS: You may enter both parents' names in the First Name field.

First Name Middle Name Last Name

Click **Continue** to create your EDLINE account, or **Cancel** to return to the EDLINE Home Page without creating an account

Crear una pregunta de seguridad


Manage Account - Microsoft Internet Explorer

File Edit View Favorites Tools Help

Back Forward Stop Refresh Home Search Favorites Print Mail Stop

Address <https://www.edline.net/ManageAccount.page>

Edline | Trevor Liburd Home | Help | Logout

 www.montgomeryschoolsmd.org
Montgomery County Public Schools
ROCKVILLE, MARYLAND

Manage Account
Make changes to your account here

Email

Email Address

Yes No Allow my school to send me email through Edline.

Yes No Send me an email notice when new private reports (like grades) are posted to Edline.

Security Question

Enter a security question and answer in case you forget your password.
Choose from the list of suggested questions or make up your own.

Question

Answer

Crear una cuenta de email

www.gmail.com



Welcome to Gmail

A Google approach to email.

Gmail is built on the idea that email can be more intuitive, efficient, and useful. And maybe even fun. After all, Gmail has:



Less spam

Keep unwanted messages out of your inbox with Google's innovative technology.



Mobile access

Read Gmail on your mobile phone by pointing your phone's web browser to <http://gmail.com>. [Learn more](#)



Lots of space

Over 7517.649512 megabytes (and counting) of free storage.

Sign in with your

Google Account

Username:

ex: pat@example.com

Password:

Stay signed in

[Can't access your account?](#)

New to Gmail? It's free and easy.

[About Gmail](#)

[New features!](#)

Crear su nombre de pantalla y contraseña

by Google

Crear una cuenta

Su cuenta de Google le ofrece acceso a Gmail y a [otros servicios de Google](#). Si ya dispone de una cuenta de Google, [haga clic aquí para acceder a ella](#).

Cómo empezar a utilizar Gmail

Nombre:

Apellido:

Nombre de registro:

@gmail.com

Ejemplos: ARamos, Ana.Ramos

[comprobar la disponibilidad.](#)

Elija una contraseña.:

[Fortaleza de la contraseña:](#)

Longitud mínima de 8 caracteres

Vuelve a introducir la contraseña:

No cerrar sesión

Habilitar Historial web [Más información](#)