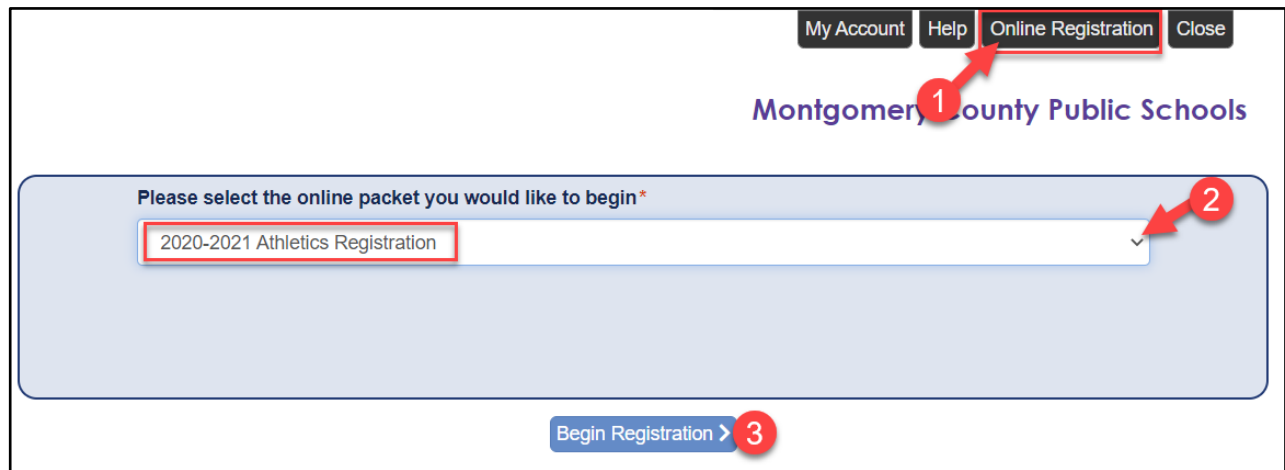


How do I complete online Athletic Registration?

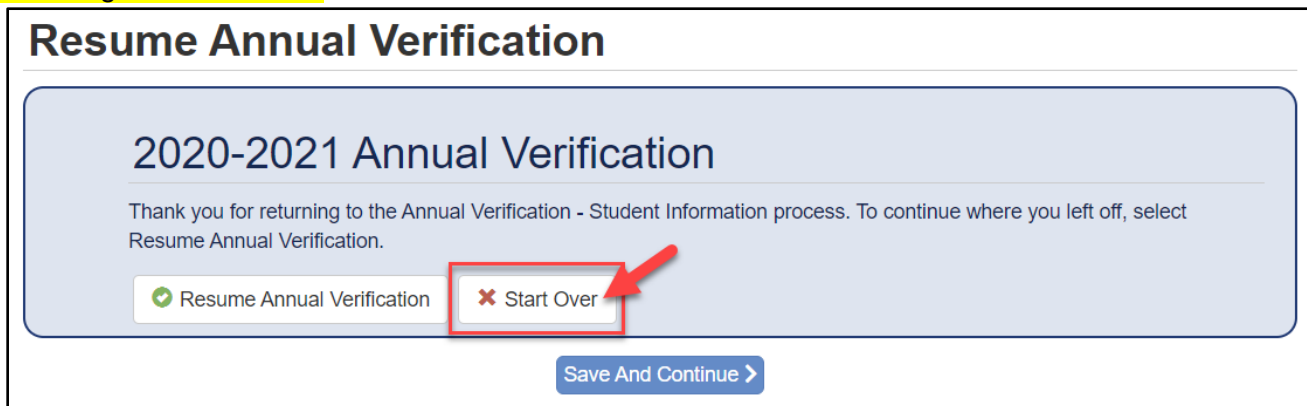
Athletic Registration is completed in ParentVUE using Online Registration. After logging into ParentVUE:

1. Click on the “Online Registration” menu link in the upper right hand corner
2. Select “Athletic Registration” from the dropdown menu
3. Click “Begin Registration.




For a complete breakdown of all Athletic Registration screens, please refer to our [Athletic Registration Support Guide](#) for parents.

⚠ If another online registration is in progress (i.e. annual verification), you will not be able to start a new athletics registration. To start an athletic registration, you will need to choose “Start Over” when you return to the online registration screen.



⚠️ If a previous online registration submission of any type is still pending, you will not be able to start a new registration. Therefore, please contact your child's school to inform them that a previous online registration submission requires approval.

Review Submitted: 1/26/2021 11:45 AM

Status	Last Name	First Name	Grade	School Name	Comments
 Waiting					

You will be entering information for 2020-2021 HS Athletics Registration - Fall



You do not have any students associated with your profile. If you have a student that should be associated with your profile please stop here and contact your school to resolve. If you are attempting to complete an Athletic Registration for a student please also contact your school's Athletic Specialist for information about how to register.

[Begin Registration >](#)

How do I enroll a new student to MCPS?

Coming Soon!