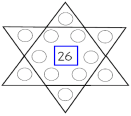
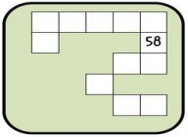



Grade 2 going into Grade 3 Summer Math Calendar

~ Summer 2020 ~

<p>1 Mrs. Glawe has \$10.00 to spend for her lunch. If she buys a salad for \$5.25, a drink for \$1.25, and an apple for \$0.50, then how much money will she have leftover? Will she have enough to purchase a cookie for \$0.75?</p>	<p>2 Write a math word problem for another family member to solve. Try to make it a 2 step word problem.</p>	<p>3 Complete the fact family for:</p> <p>$8 \times 7 = 56$</p> <p>_____</p> <p>_____</p> <p>_____</p>	<p>4 Complete the fact family for:</p> <p>$4 \times 5 = 45$</p> <p>_____</p> <p>_____</p> <p>_____</p>	<p>5 Write your numbers by 5's from 1 - 100.</p>	<p>6 Use the numbers 2, 3, 1, and 7 to write the largest number and then the smallest number. Explain to a family member how you know you have made the largest number.</p>	<p>7 Find an analog clock (a clock with a face) and read the time of day to a family member.</p>
<p>8 Position the numbers 1-12 so that each row and diagonal has the sum of 26.</p> 	<p>9 Look around your house and identify geometric 2 dimensional shapes (polygons, quadrilaterals, pentagons, hexagons, triangles, and octagons). Identify their attributes (sides, faces, corners)</p>	<p>10 Look around your house and identify solid shapes this time (rectangular prism, sphere, cone, cylinders).</p>	<p>11 Compare each pair of numbers. Write the correct comparison symbol (> or <) in each circle.</p> <p>$124 \bigcirc 134$</p> <p>$585 \bigcirc 576$</p> <p>$613 \bigcirc 631$</p>	<p>12 Make as many different arrays as you can with the number 18. Write a number model for each array. For example for 12:</p> <p>xxxx</p> <p>xxxx</p> <p>xxxx</p> <p>$4 + 4 + 4 = 12$</p>	<p>13 Solve $432 + 318$ using the strategy Addition Split:</p> <p>Example: $146 + 235$</p> <p>$100 + 40 + 6$</p> <p>$+200 + 30 + 5$</p> <p>$300 + 70 + 11 = 381$</p>	<p>14 Below is part of a hundreds chart. Fill in the missing numbers.</p> 
<p>15 Use the numbers 87, 48, 59 and 79 to write the largest number and then the smallest number. Explain to a family member how you know you have made the smallest number.</p>	<p>16 Solve $85 - 47$ using the strategy Subtraction Split:</p> <p>Example: $96 - 58$</p> <p>$80 + 16$</p> <p>$-50 + 8$</p> <p>$30 + 8 = 38$</p>	<p>17 Write your numbers by 10's from 1 - 100.</p>	<p>18 Play Buzz by picking a number between 1 and 10. Take turns with a family member counting and every time you get that number or its multiple you need to say buzz instead of the number or you are out of the game.</p>	<p>19 While doing some summer reading, note what page you started reading from and what page you ended on. What is the difference?</p>	<p>20 Compare each pair of numbers. Write the correct comparison symbol (> or <) in each circle.</p> <p>$915 \bigcirc 951$</p> <p>$188 \bigcirc 197$</p> <p>$411 \bigcirc 401$</p>	<p>21 Complete the fact family for:</p> <p>$7 \times 4 = 28$</p> <p>_____</p> <p>_____</p> <p>_____</p>
<p>22 Write a multiplication word problem for another family member to solve.</p>	<p>23 Mrs. Teske needs to buy her daughter some socks for college. She has \$10 and the socks cost 6 pairs for \$9.95. How much money will she have leftover once she buys the socks?</p>	<p>24 Make as many different arrays as you can with the number 24. Write a number model for each array (For an example see July 18).</p>	<p>25 Give your child a handful of change and ask them to count it. Take one more handful, count and compare the two amounts. Which is greater? Less?</p>	<p>26 Solve $483 - 334$ using the strategy Subtraction Split:</p> <p>Example: $764 - 436$</p> <p>$700 + 50 + 14$</p> <p>$-400 + 30 + 6$</p> <p>$300 + 20 + 8 = 328$</p>	<p>27 Verbally name a specific amount (\$0.25). Build sets to show that amount. How many different coin combinations can be made? Which combination uses the fewest number of coins?</p>	<p>28 Solve $53 + 38$ using the strategy Addition Split:</p> <p>Example: $32 + 18$</p> <p>$30 + 2$</p> <p>$+10 + 8$</p> <p>$40 + 10 = 50$</p>
<p>29 Place the numbers 1-6 in each circle once making sure that the sums of each side match the sum of the other sides.</p>	<p>30 Take a handful of coins. Sort them by name and create a bar graph to show your data. Remember your graph must have a title and labels on each axis. Write 3 facts that you notice about your data.</p>		<p>Welcome to the summer math calendar for students entering Third Grade. This calendar is recommended, but not required. Reviewing learned skills will maintain the foundation for math success at the next grade level. The activities are not to be done as independent problems, but to be worked on with a parent, guardian or older brother or sister. Talking about the problem is an important part of completing each activity. On the back of this calendar are suggested math websites. Choose at least 2 days each week to also play on a website.</p> <p>NAME: _____</p>			

More websites to use to explore Math

<https://www.zearn.org/> Recommended by MCPS because of its alignment to the Common Core

<https://www.khanacademy.org/> You can learn anything about math at this website. Excellent!

<https://www.arcademics.com/games/>

<http://www.allmath.com/> This site has flash cards and links to other sites for games, math humor, worksheets, math help and more.

<http://www.aplusmath.com> This site has basic facts flash cards and a game room, worksheets, multiplication table practice and more.

<http://www.mathfactcafe.com> This site has a pencil next to pre-made cards so kids can do the facts and have the computer check them. Kids can print them out and also put in their own numbers and make their own worksheets.

<http://www.funbrain.com> This site has easier to harder addition and subtraction computation and problem solving. It also has language and grammar skills activities <http://www.dositey.com/>

This site is a lot of fun and is good for 2 digit addition with and without regrouping <http://www.24game.com> This site has math

games using basic operations <http://www.coolmath4kids.com> This site has a wide range of topics and will give you step-by-step instructions.

<http://www.abc.net.au/countusin/games> Each game is designed to help kids understand basic concepts in math. This site has a variety of math games i.e. volume, length, halves, chance, numbers, time, sorting, subtraction, and addition. It is better for students of the primary grades.

<http://www.learningplanet.com> This site has games by grade level but with advertisement and a subscription. There are some free games.

<https://www.multiplication.com/games/all-games>

