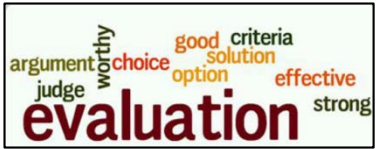



Third Grade Mathematics Newsletter



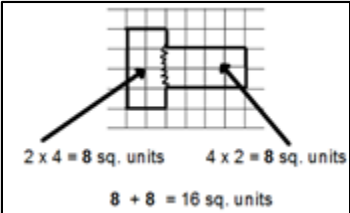
Marking Period 2, Part 2

MT	Learning Goals by Measurement Topic (MT) <u>Students will be able to . . .</u>
Operations and Algebraic Thinking	<ul style="list-style-type: none"> identify and explain patterns in a multiplication table. fluently multiply and divide within 100 using a variety of strategies. use multiplication and division to solve word problems.
Measurement and Data	<ul style="list-style-type: none"> solve area problems using multiplication strategies.
Number and Operations - Fractions	<p>*Reported in the Third Quarter Report Card</p> <ul style="list-style-type: none"> understand fractions as numbers that represent equal parts of a whole.

Thinking and Academic Success Skills (TASS)		
	<u>It is . . .</u>	<u>In mathematics, students will . . .</u>
Evaluation	weighing evidence, examining claims, and questioning facts to make judgments based upon criteria.	<ul style="list-style-type: none"> justify the reasonableness of an answer to a word problem. decide which representations (pictures, equations, arrays, number lines, etc.) work best to solve multiplication and division word problems. judge which strategies are most efficient in solving area problems. 
Metacognition	knowing and being aware of one's own thinking and having the ability to monitor and evaluate one's own thinking.	<ul style="list-style-type: none"> identify multiplication and division facts that still need to be learned to help make a plan to reach the goal of knowing the basic multiplication facts. think about how multiplication and division helps them decide how to partition shapes into parts with equal areas. 

Third Grade Mathematics Newsletter

Marking Period 2, Part 2

Learning Experiences by Measurement Topic (MT)		
MT	 In school, your child will . . .	 At home, your child can . . .
Operations in Algebraic Thinking	<ul style="list-style-type: none"> use patterns to explain the location of products on the multiplication table. <u>Example:</u> "Why is the product 21 in both the 3's row and the 7's row?" collaboratively work on various strategies to learn multiplication and division facts within 100. justify the equation chosen to solve a multiplication or division word problem. 	<ul style="list-style-type: none"> use flashcards, playing cards, dice, etc. to solve basic multiplication facts of 2, 5, 10, 0, 1, 4, 8, 9, 3, 6, and 7 by memory. <u>Website to support learning:</u> http://www.aplusmath.com/Games/index.html identify situations at home where multiplication or division are used and write an equation. <u>Example:</u> How many outfits can be created with 2 shirts and 4 shorts? $2 \times 4 = n$
Measurement and Data	<ul style="list-style-type: none"> determine the area of straight-sided polygons with square corners by using partitioning. <u>Example:</u> Partition the figure into two different rectangles. Find the area of each rectangle and add them together. 	<ul style="list-style-type: none"> map out of a room in your house on graph paper and explain how to partition the shape to find the area. 
Number and Operations - Fractions	<ul style="list-style-type: none"> identify unit fractions as equal parts of a whole. <u>Example:</u> "If a pizza is cut into 4 equal pieces and I have one piece, I have $\frac{1}{4}$ of the pizza." 	<ul style="list-style-type: none"> identify a unit fraction within a whole object. <u>Example:</u> Look at a whole graham cracker. What is the unit fraction if it is broken into 4 equal pieces?

Glossary	<p>operation: addition, subtraction, multiplication and division</p> <p>partition: divide the whole into equal parts</p> <p>unit fractions: a fraction with a numerator of one ($\frac{1}{2}$, $\frac{1}{4}$, etc.)</p>
----------	--