
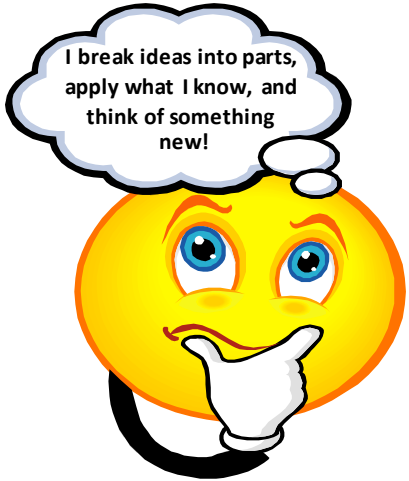



Second Grade Mathematics Newsletter

Marking Period 4, Part 2

MT	Learning Goals by Measurement Topic (MT) <u>Students will be able to . . .</u>
Geometry	<ul style="list-style-type: none"> recognize and draw 2-dimensional shapes (triangles, quadrilaterals, pentagons, and hexagons) having certain attributes, such as the number of sides, corners, angles, etc. identify 3-dimensional shapes (cubes, cones, etc.) by their attributes, such as the number of faces, edges, vertices, etc.




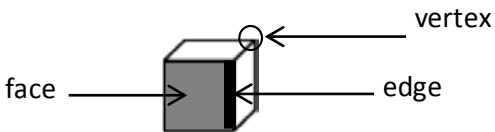

It is essential for students in Grade 2 math to know all addition and subtraction facts within 20 by the end of the year.

Thinking and Academic Success Skills (TASS)		
	<u>It is . . .</u>	<u>In mathematics, students will . . .</u>
Synthesis	<p>putting parts together to build understanding of a whole concept or to form a new or unique whole.</p>	<ul style="list-style-type: none"> construct a variety of shapes using triangles and quadrilaterals.  <ul style="list-style-type: none"> use prior knowledge of the attributes of 2-dimensional shapes to determine the attributes of 3-dimensional shapes. 
Effort/Motivation/ Persistence	<p>working diligently and applying effective strategies to achieve a goal or solve a problem; continuing in the face of obstacles and competing pressures.</p>	<ul style="list-style-type: none"> try different strategies to recognize and draw shapes with specified attributes. 

Second Grade Mathematics Newsletter

Marking Period 4, Part 2

Learning Experiences by Measurement Topic (MT)

MT	 <u>In school, your child will . . .</u>	 <u>At home, your child can . . .</u>
Geometry	<ul style="list-style-type: none"> recognize, describe, and draw shapes (triangles, quadrilaterals, pentagons, hexagons). compose quadrilaterals using tangrams, pattern blocks, geoboards, etc. construct a variety of shapes using triangles, quadrilaterals, hexagons, etc. identify and create a rule for sorting shapes by attributes. Rule: These shapes have 4 sides and 4 corners. They are all quadrilaterals.  <ul style="list-style-type: none"> recognize and identify 3-dimensional shapes with certain attributes.  <ul style="list-style-type: none"> generate a list of what 2-dimensional shapes make up a 3-dimensional shape. 	<ul style="list-style-type: none"> look around the community for objects that contain 2-dimensional and 3-dimensional shapes. Discuss the attributes. construct shapes using play-dough, clay, toothpicks, pipe cleaners, etc. and identify the attributes. find and cut out 2-dimensional shapes (triangles, quadrilaterals, pentagons, and hexagons) from magazines. Put the shapes together to make a picture. Count how many of each shape were in the picture. create a geometry riddle for a family member. For example: "I have 4 sides and 4 corners. What shape am I?" classify shapes from books, magazines, and the internet as 2-dimensional or 3-dimensional. Explain how to classify the shapes and figures. locate a 3-dimensional shape at home. Draw a picture of the shape and label the faces, edges, and vertices.  <p><u>Websites to support learning:</u></p> <ul style="list-style-type: none"> - http://www.pennsauken.net/~immath/etools/shapes/index.html - http://www.pennsauken.net/~immath/etools/draw/index.html - http://illuminations.nctm.org/ActivityDetail.aspx?ID=27

**CONTINUE TO PRACTICE
ADDITION AND SUBTRACTION
FACTS!**