



# Fifth Grade Mathematics Newsletter



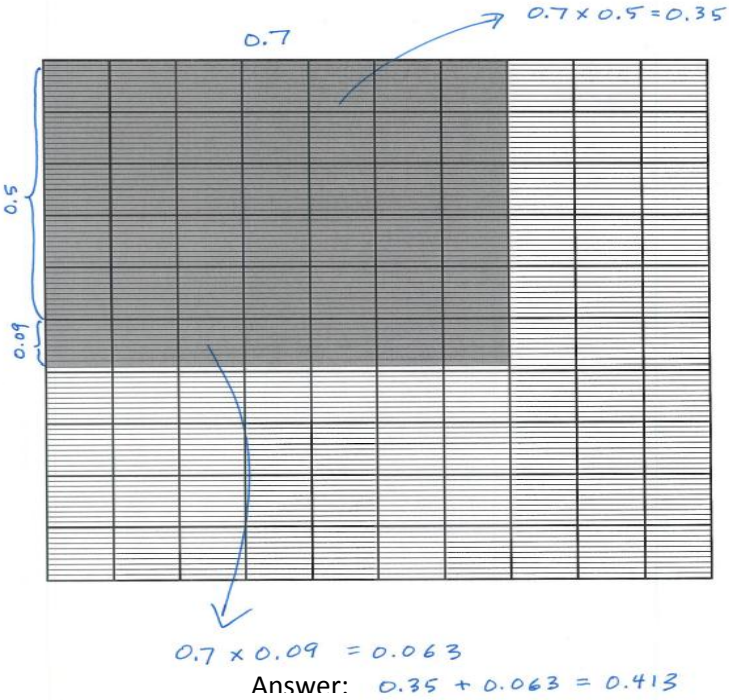
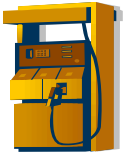
Marking Period 4, Part 1

MT	Learning Goals by Measurement Topic (MT) <u>Students will be able to . . .</u>	
Number and Operations in Base Ten	<ul style="list-style-type: none"> <li>fluently multiply multi-digit whole numbers using the standard algorithm and other efficient methods.</li> <li>multiply and divide a decimal by a whole number.</li> <li>multiply and divide a decimal by a decimal using various strategies.</li> <li>solve measurement word problems involving decimals using the four operations and place value knowledge.</li> <li>solve multiple-step, real-world problems involving units of measurement.</li> </ul>	
Measurement and Data	<ul style="list-style-type: none"> <li>convert units of measurement within a given measurement system to solve multiple-step, real-world problems.</li> </ul> <div style="display: flex; justify-content: space-around; align-items: center;">   </div>	

Thinking and Academic Success Skills (TASS)		
	<u>It is . . .</u>	<u>In mathematics, students will . . .</u>
Evaluation	weighing evidence, examining claims, and questioning facts to make judgments based on criteria.	<ul style="list-style-type: none"> <li>determine decimal factors and products by interpreting an array.</li> <li>justify how place value is used to divide decimals.</li> <li>question whether given measurement conversions are reasonable.</li> <li>determine how to relate decimals and fractions to solve word problems.</li> </ul>
Effort/Motivation/Persistence	working diligently and applying effective strategies to achieve a goal or solve a problem; continuing in the face of obstacles and competing pressures.	<ul style="list-style-type: none"> <li>pursue effective strategies to solve multiplication and division problems.</li> <li>self-check the effectiveness of strategies when dividing decimals and converting measurement units.</li> <li>face challenging word problems about measurement and develop a plan for achievement.</li> </ul>

# Fifth Grade Mathematics Newsletter

Marking Period 4, Part 1

Learning Experiences by Measurement Topic (MT)		
MT	 <u>In school, your child will . . .</u>	 <u>At home, your child can . . .</u>
Number and Operations in Base Ten	<ul style="list-style-type: none"> <li>use an area model to determine the product of two decimals (both factors less than 1.00).  <u>Example:</u> <math>0.7 \times 0.59 = \underline{\hspace{1cm}}</math></li> </ul> 	<ul style="list-style-type: none"> <li>use place value strategies to divide a decimal by a decimal or whole number.  <u>Example:</u> Cut string or yarn that is 2.4 meters into 3 equal parts. Two and four tenths is equivalent to twenty-four tenths. Twenty-four tenths divided into 3 equal groups results in 8 tenths in each group.</li> <li>apply effective strategies to solve measurement word problems.  <u>Examples:</u> <ul style="list-style-type: none"> <li>Find packages of items at the grocery store and determine how much an individual item would cost. Evaluate whether it is cheaper to buy the package or individual items.</li> <li>use the price per gallon of gas to evaluate the cost to fill different size cars.</li> </ul> </li> </ul>  <p>Websites to support learning:  <a href="http://www.ixl.com/math/grade-5">http://www.ixl.com/math/grade-5</a>  <a href="http://media2.school.eb.com/learningmaterials/games/GM_6_17/GM_6_17.htm">http://media2.school.eb.com/learningmaterials/games/GM_6_17/GM_6_17.htm</a></p>
Measurement and Data	<ul style="list-style-type: none"> <li>use the relationship between units of measurement to convert within a system.  <u>Example:</u> 1cm is 10 times greater than 1mm, so 3.1 cm is 31mm.</li> </ul>	<ul style="list-style-type: none"> <li>convert units of measurement to solve multi-step word problems.  <u>Example:</u> Each person at a picnic gets <math>\frac{1}{2}</math> cup of ice-cream. If there are 24 people at the picnic, how many quarts of ice-cream are needed in all?</li> </ul>

# **Fifth Grade Mathematics Newsletter**

Marking Period 4, Part 1