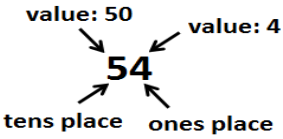
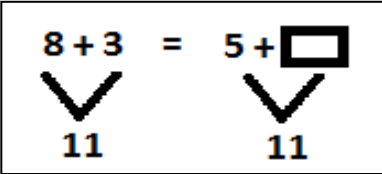




# First Grade Mathematics Newsletter



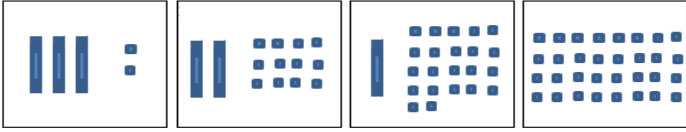
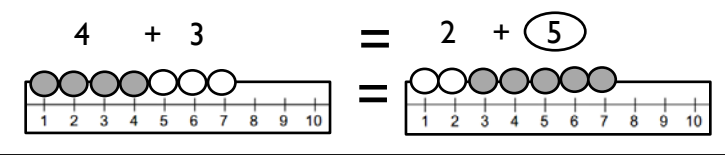
Marking Period 2, Part 1

MT	<b>Learning Goals by Measurement Topic (MT)</b> <u>Students will be able to . . .</u>	
<b>Number and Operations in Base Ten</b>	<ul style="list-style-type: none"> <li>describe a 2-digit number as representing the amount of tens and ones.</li> <li>compose (put together) and decompose (take apart) a 2-digit number into different groupings of tens and ones.</li> </ul>	
<b>Operations and Algebraic Thinking</b>	<ul style="list-style-type: none"> <li>explain the meaning of the equal sign (=).</li> <li>use counting strategies to add and subtract.</li> <li>add and subtract within 20 using multiple strategies.</li> <li>add and subtract within 20 to solve word problems by using objects, drawings, and equations.</li> </ul> <div style="display: flex; justify-content: space-between; margin-top: 20px;"> <div data-bbox="367 808 954 999" style="border: 1px solid black; padding: 5px; width: 45%;"> <p>The equal sign means that the quantity on the left is the same as the quantity on the right.  <i>Understanding the meaning of the equal sign serves as a foundation for early algebraic thinking.</i></p> </div> <div data-bbox="987 737 1422 915" style="border: 1px solid black; padding: 5px; width: 45%;"> <p>The unknown (missing number) in the problem below is 6. The number 6 makes the value on both sides of the equal sign the same.</p> </div> </div> <div style="text-align: center; margin-top: 10px;">  </div>	

<b>Thinking and Academic Success Skills (TASS)</b>		
	<u>It is . . .</u>	<u>In mathematics, students will . . .</u>
<b>Fluency</b>	<p>generating multiple responses to a problem or an idea.</p> 	<ul style="list-style-type: none"> <li>use multiple strategies when solving addition and subtraction word problems and equations.</li> <li>actively participate in math discussions by asking questions about the strategies used by both the teacher and peers.</li> </ul>
<b>Intellectual Risk Taking</b>	<p>accepting uncertainty or challenging the norm to reach a goal.</p> 	<ul style="list-style-type: none"> <li>volunteer an answer even if there is a possibility of being incorrect.</li> <li>willingly attempt new strategies and share thinking when solving word problems with an unknown (missing number) in any position.</li> <li>ask for help and make changes in thinking when a strategy or problem is confusing.</li> </ul>

# First Grade Mathematics Newsletter

Marking Period 2, Part 1

Learning Experiences by Measurement Topic (MT)									
MT	 <u>In school, your child will . . .</u>	 <u>At home, your child can . . .</u>							
Number and Operations in Base Ten	<ul style="list-style-type: none"> <li>describe the value of a 2-digit number verbally, in writing, and in pictures. In 32, the value of the 3 is 30. The value of the 2 is two.</li> <li>compose (put together) and decompose (take apart) a 2-digit number into different groupings of tens and ones. Example: 32</li> </ul> 	<ul style="list-style-type: none"> <li>go on a number search for 2-digit numbers (ages of family members, street signs, mail, recipes, newspapers, television channels, etc.) and describe the value of the digits.</li> <li>play a game! Think of a mystery 2-digit number. Have your child ask yes/no questions about the mystery number such as, "Is it greater/less than ___?" and "Is the digit in the tens place greater than the digit in the ones place?"</li> <li>play an online game practice place value: <a href="http://www.bbc.co.uk/schools/starship/maths/placethepenguin.shtml">http://www.bbc.co.uk/schools/starship/maths/placethepenguin.shtml</a></li> </ul>							
	<ul style="list-style-type: none"> <li>discuss and explore the meaning of the equal sign (=). For example, if a student is asked to find the unknown (missing number) in <math>4 + 3 = 2 + \square</math>, the number "5" is identified as the number needed to make both sides of the equation the same.</li> </ul>  <ul style="list-style-type: none"> <li>represent word problems with equations and solve them using a variety of problem-solving strategies.</li> </ul> <div style="border: 1px solid black; padding: 5px; margin: 10px 0;"> <p style="text-align: center;">Sample Word Problems:</p> <ol style="list-style-type: none"> <li>Two bunnies sat on the grass. Three more bunnies hopped there. How many bunnies are on the grass now? Equation: <math>\square = 2 + 3</math></li> <li>Five apples were on the table. I ate two apples. How many apples are on the table now? Equation: <math>5 - 2 = \square</math></li> </ol> </div>	<ul style="list-style-type: none"> <li>play a game! Put the numbers 1-9 in a bag. Have your child choose two numbers from the bag to create and solve equations with unknowns in all positions.</li> </ul> <div style="border: 1px solid black; padding: 5px; margin: 10px 0;"> <p style="text-align: center;">If 5 and 8 are chosen, the following equations could be written and solved:</p> <table style="width: 100%; border-collapse: collapse;"> <tr> <td style="padding: 2px;"><math>\square = 5 + 8</math></td> <td style="padding: 2px;"><math>8 - 5 = \square</math></td> </tr> <tr> <td style="padding: 2px;"><math>5 + 8 = \square</math></td> <td style="padding: 2px;"><math>\square = 8 - 5</math></td> </tr> <tr> <td style="padding: 2px;"><math>\square + 5 = 8</math></td> <td style="padding: 2px;"><math>\square - 5 = 8</math></td> </tr> <tr> <td style="padding: 2px;"><math>5 + \square = 8</math></td> <td style="padding: 2px;"><math>8 - \square = 5</math></td> </tr> </table> </div> <ul style="list-style-type: none"> <li>create a song, rap, or poem using the doubles facts (<math>0 + 0 = 0, 1 + 1 = 2, 2 + 2 = 4, 3 + 3 = 6</math>, etc.).</li> <li>take an intellectual risk by creating and solving original word problems.</li> <li>use a online resources to practice solving addition (website 1) and subtraction (website 2) word problems: <a href="http://www.ixl.com/math/grade-1/addition-word-problems-sums-to-18">http://www.ixl.com/math/grade-1/addition-word-problems-sums-to-18</a> <a href="http://www.ixl.com/math/grade-1/subtraction-word-problems-one-digit-numbers">http://www.ixl.com/math/grade-1/subtraction-word-problems-one-digit-numbers</a></li> </ul>	$\square = 5 + 8$	$8 - 5 = \square$	$5 + 8 = \square$	$\square = 8 - 5$	$\square + 5 = 8$	$\square - 5 = 8$	$5 + \square = 8$
$\square = 5 + 8$	$8 - 5 = \square$								
$5 + 8 = \square$	$\square = 8 - 5$								
$\square + 5 = 8$	$\square - 5 = 8$								
$5 + \square = 8$	$8 - \square = 5$								