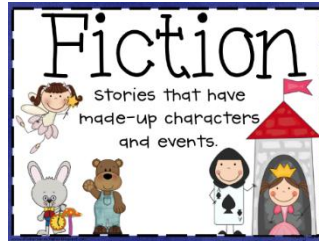


Resource Reading Strategies



Before I read the text


1	Look at the front & back cover of the book for clues of what the text will be about (Title/Pictures)	
2	Read the table of contents/chapter headings	
3	Do a picture walk	
4	Make a prediction of what you think the text will be about	

While I read:



1

Underline/highlight key points and circle unfamiliar words.



2

Unfamiliar Words:

- Circle unfamiliar words and re-read the sentence for context clues to find the meaning of the words.

True or False: Can You Fix a Scratched CD With Toothpaste?

[Take a face value, the claim seems very odd and very likely false. How could a CD have the data that lies within? Why not just a CD in ketchup, jelly or soap for that matter? The truth about the toothpaste comes out when you take a look at how a CD actually works. Please examine the sketch of a cross section of a standard CD.

Each of the major layers of a typical CD are displayed here. When you flip over and look at the surface, you are looking for a scratch, what you're looking at is the "data" polycarbonate plastic layer. I put the word thick in quotes, because we're talking here.

Now, if you follow the path of the laser beam through the clear plastic layer, so that it strikes the aluminum (or reflective) layer. This layer bounces the light back to the CD reader. As the CD spins, the time it takes for the light to reflect tells your CD ROM whether or not there's a "pit" or "land" - the structure with where the data is encoded.

3

Unfamiliar Words:

- When you come to a word you don't know, say "blank" and read to the end.
- Go back and re-read the sentence. When you get to the unfamiliar word, say the first sound of the unknown word. Ex. "b-b-b" and read to the end of the sentence.
- Then ask: What would make sense?
- Chunk the word and read the familiar chunks. Re read the sentence. Example: catch
- **Self-monitor:** Does it look right? Does it sound right? Does it make sense?



After I read the text Follow Up



1

Check to see if my prediction was correct.

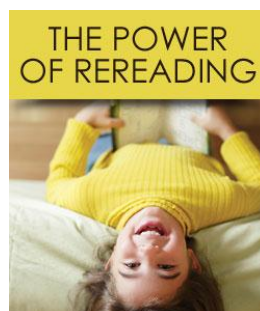


2

Reread the text

Use posted note to:

- 1) Mark something interesting or that surprised you
- 2) Mark something you do not understand



3

Complete a graphic organizer to organize my thoughts:

- Somebody Wanted But So
- Story Map
- KWL
- Sequence Chart
- Venn Diagram
- Timeline

