

Welcome to  
**Kindergarten!**

Kindergarten Orientation

MEET  
THE  
KINDERGARTEN  
TEACHERS!

Jeannine Burke



Nicole Hoppman



Heather  
Hoskins



Lora Allison



Lori Szeliga



# Meet our Administrators



Christine (Chris)  
Robertson  
Principal



Gillian Jablonski  
Assistant Principal

# Meet our Office Staff



Ms. Danielle Jones  
Administrative Secretary



Ms. Candice D'rozario  
Attendance Secretary

# Meet our Support Team

Janet Holguin  
ESOL Teacher



Hailey Kobrynich  
Speech Pathologist



Amy Roberts  
Special Education



Sulma Flores  
Kindergarten Para



Katie DiGuilian  
Kindergarten Counselor



# Specials

P.E.



Media



Musi  
c


Art







Trisha Boswell  
Art Teacher



Christine Rozdilsky  
Art Teacher



Amy Wenner  
Music Teacher



Jen Madison  
Music Teacher



Jim Stevens  
P.E. Teacher



Cara Schoem  
Media Specialist




Adena Dyanzio  
Media Assistant

Meet our Specialists



# Schedule

9:10-9:30	Arrival, announcements, attendance, lunch count
9:30-9:50	Morning Meeting
9:50 -12:00	CKLA - Reading and Writing
12:00-12:25	Science/Social Studies/Health
12:25 - 1:35	Recess and Lunch
1:35 - 2:10	Math (Whole Group)
2:10 -2:50	Specials/SEL
2:50 -3:35	Math (Small Group/Independent Work)
3:35-3:45	Prepare for dismissal
3:50	Dismissal



# Getting Ready for Kindergarten

## Oral Language and Vocabulary

- Talk with your child about daily routines and experiences. • Read books with your child and talk about the story or information.
- Ask your child to follow simple directions; encourage your child to do many things independently, such as getting dressed, setting the table, or preparing a snack.

## Concepts About Print

As you read with your child: Follow the words by moving your finger underneath the words.



## Letter Identification

- Help your child use letters to spell and write your child's name. At first, your child may use just a few letters. FOR EXAMPLE: Jenny might use the letters JNY.

## Word Recognition

- Read books with your child and point out common words. FOR EXAMPLE: the, I, go, a, and, see, like, me, you.
- Place alphabet magnets on your refrigerator. Encourage your child to make simple words. FOR EXAMPLE: cat, dog, mom, dad.

## Phonics

- Cut pictures from magazines or draw pictures to help your child make an alphabet book.




## How can YOU help your child be successful in math?

- Practice rote counting to 100
- Practice counting to 31 with 1 to 1 correspondence
- Practice writing numbers to 20
- Practice identifying numbers to 20
- Practice identifying shapes and colors
- Practice positional words



# More things to practice this summer

- Tying shoes
- Zipping your coat, backpack, lunchbox
- Buttoning and zipping pants
- Bathroom independence
- Recognizing name
- Opening food/drink containers
- Following directions from adults



# Supplies for Kindergarten

8 Glue sticks



Headphones for laptop use

2 boxes of assorted color markers



Sticky notes



2 large boxes of crayons (24)



# Supplies for Kindergarten

1 box of dry erase markers



Watercolor paint, 8 colors

1 box of fat pencils



Round tip scissors (blunt tip)

Stickers, various





## Things to do:

- Be sure all health information is completed so that we are aware of allergies, medicines, and other health concerns. Fill out health forms.
- Fill out [Free and Reduced Meals forms](#) online.



# Additional Information

Barnsley Elementary School staff value their relationship with the PTA and Kids Aftercare Program (KAH). These organizations provide support for our students, staff and community.

- PTA (Parent Teacher Association):

[Barnsley PTA Website](#)

[Barnsley PTA Facebook Group](#)

- [Barnsley Aftercare Program \(KAH\)](#)



Click the links for more information.

# Important Back to School Dates

## Thursday, August 21st- Time TBD (evening)

- Learn about all things K
- Meet teachers
- Transition Day Information

## Friday, August 22nd- K-5 Open House

- Visit classrooms & meet K teachers

## Monday, August 25th- K Transition Day

- NEW for 2025-2026
- Students transitioning into school (K, 6th, 9th)
- Opportunity for STUDENTS to take walk/take the bus to school and experience full day without all students

# What is Switcheroo?



- During the first week of school, Kindergarten classes will spend a school day with each teacher.
- Each child will meet every Kindergarten teacher and every Kindergarten teacher will get to know every child.
- At the end of the week, permanent classes will be created.

*Switcheroo helps us to create balanced  
Kindergarten classes.  
That is our goal!*

# Questions





We can't wait to get to know you!