

Getting Started with ParentVUE

Welcome to the new MCPS Parent Portal

bit.ly/synergyparent



Agenda



- Learn how parents create/activate a ParentVUE account
- Hear about the types of information available in ParentVue
- Learn how to connect to myMCPS Classroom and other online resources in ParentVUE
- Receive support guides for using ParentVUE

bit.ly/synergyparent

ParentVUE

Account Activation

bit.ly/synergyparent

How do I activate my new
ParentVUE account?

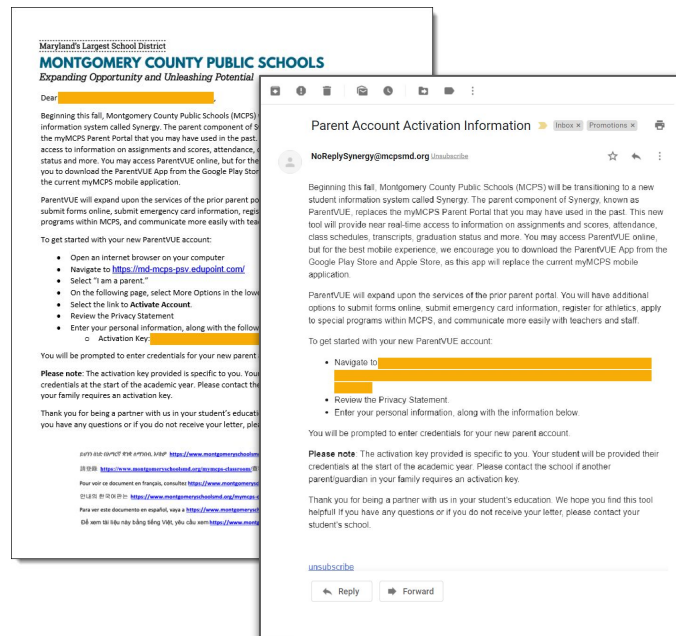


ParentVUE Activation Letter

ParentVUE activation letters were sent out by mail and email to the home address or email on record for any parent that has:

- Custody
- Contact Allowed
- Education Rights

bit.ly/synergyparent



ParentVUE Support Lines

- 240-740-7020
- communitytechsupport@mcpsmd.org

ParentVUE

Account Activation

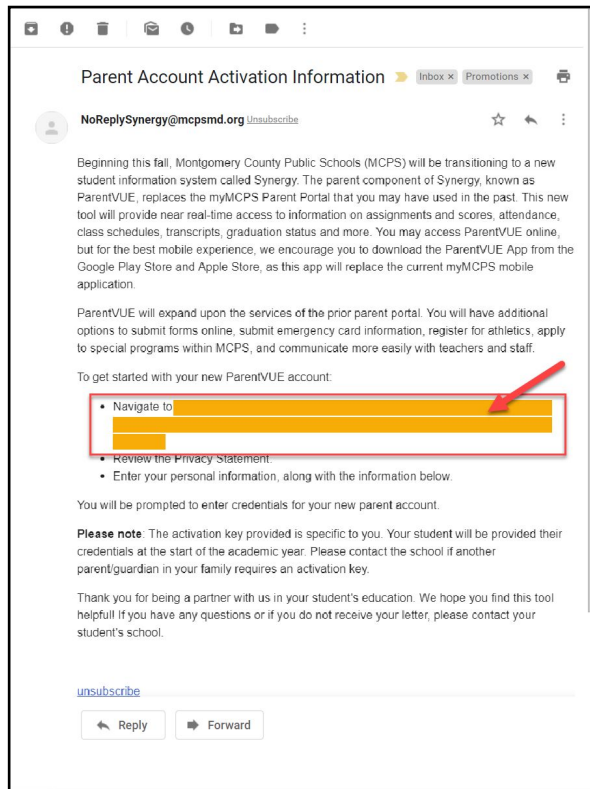
How do I activate my account if I receive an email?

Email Step 1:

Click on the unique link provided in the email.

Please note: The activation link provided is specific to you and includes the activation key necessary for activating your account

bit.ly/synergyparent



Email Step 2

Review the **Privacy Statement** and click “**I Accept**”

Step 1 of 3: Privacy Statement

Read through the following Privacy Statement and click the Accept button to agree to the privacy agreement

Notice

MCPS is committed to supporting user privacy by providing established guidelines to aid in the selection of information technology to be used by staff, students, and parents. The adoption of this online digital platform required a MCPS-vetted data sharing agreement with the vendor.

Terms and Conditions

By selecting Sign In, you agree to abide by the terms and conditions set forth in [MCPS Regulation IGT-RA](#), User Responsibilities for Computer Systems, Electronic Information, and Network Security.

Clicking I Accept means that you agree to the above Privacy Statement.

I Accept

Return to login

bit.ly/synergyparent

Email Step 3

Enter a **User Name**,
Password, and **Primary E-Mail** and click
“Complete Account Activation”

Step 3 of 3: Choose user name and password

Welcome [redacted] To complete your account activation you will need to create your username and password. Remember that passwords are case sensitive. Your password can consist of numbers and letters and must be a minimum of 6 characters in length.

1

User Name

User Name is required

2

Password

Password is required

3

Confirm Password


4


Primary E-Mail

Complete Account Activation

bit.ly/synergyparent

Welcome to ParentVUE







For MCPS educational use only.
All actions are subject to MCPS review and may be logged and archived. All users are required to follow MCPS Regulation IGT-RA, User Responsibilities for Computer Systems, Electronic Information, and Network Security.


[My Account](#) [Help](#) [Online Registration](#) [Close](#)


Montgomery County Public Schools


Home


 Synergy Mail


 Calendar


 Attendance


 Course History

 Grade Book


 School Information

 Student Info

 Test History



[Close](#) | [Contact](#) | [Privacy](#)



©Copyright 2020 Edupoint, LLC

English ▾

Accessibility Mode ▾

ParentVUE

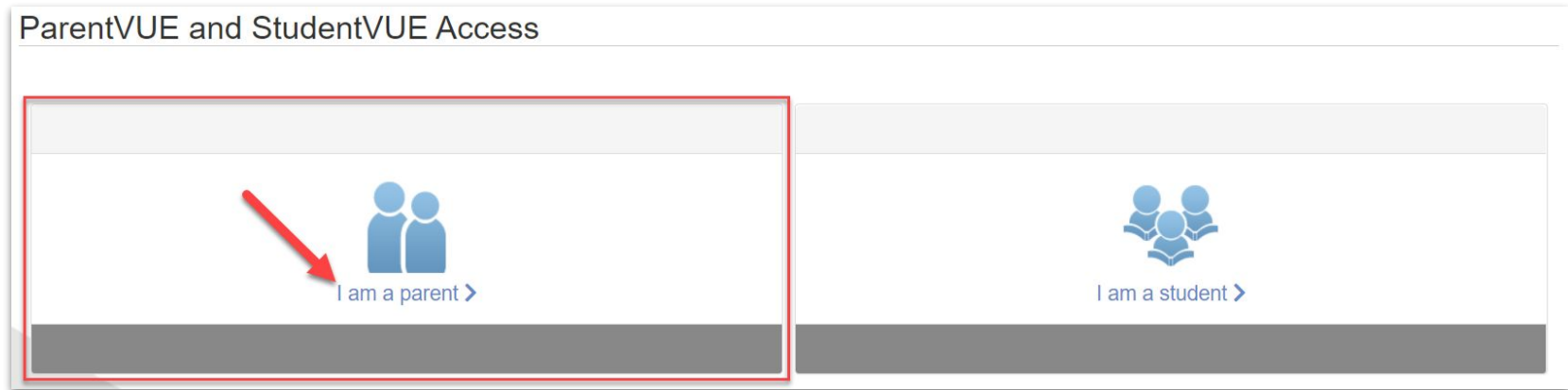
Account Activation

How do I activate my account if I receive a mailer from the Post Office?



Mailer Step 1:

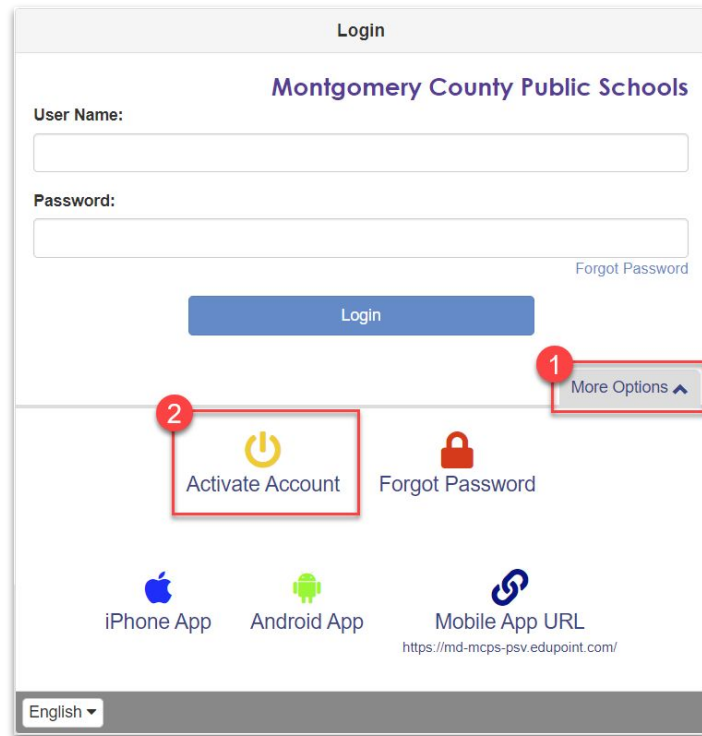
Navigate to md-mcps-psv.edupoint.com and select **"I am a parent"**



bit.ly/synergyparent

Mailer Step 2

In the lower right hand corner of the login page, click "**More Options**" and then select "**Activate Account**"



The screenshot shows the login page for Montgomery County Public Schools. At the top, it says "Login" and "Montgomery County Public Schools". Below this are fields for "User Name:" and "Password:", each with a corresponding input box. To the right of the password field is a link that says "Forgot Password". Below the input fields is a blue button labeled "Login". In the lower right corner, there is a link labeled "More Options" with an upward arrow, which is highlighted with a red box and a red circle containing the number "1". Below the "More Options" link, there are three icons: a power button icon, a padlock icon, and a chain link icon. The power button icon is highlighted with a red box and a red circle containing the number "2", and the text "Activate Account" is written below it. The padlock icon is labeled "Forgot Password". The chain link icon is labeled "Mobile App URL" with the URL "https://md-mcps-psv.edupoint.com/" below it. At the bottom left, there is a link for "iPhone App" with an Apple logo, and a link for "Android App" with an Android logo. At the bottom right, there is a link for "Mobile App URL" with the URL "https://md-mcps-psv.edupoint.com/". At the very bottom, there is a language selector dropdown menu set to "English".

bit.ly/synergyparent

Mailer Step 3

Review the **Privacy Statement** and click “**I Accept**”

Step 1 of 3: Privacy Statement

Read through the following Privacy Statement and click the Accept button to agree to the privacy agreement

Notice

MCPS is committed to supporting user privacy by providing established guidelines to aid in the selection of information technology to be used by staff, students, and parents. The adoption of this online digital platform required a MCPS-vetted data sharing agreement with the vendor.

Terms and Conditions

By selecting Sign In, you agree to abide by the terms and conditions set forth in [MCPS Regulation IGT-RA](#), User Responsibilities for Computer Systems, Electronic Information, and Network Security.

Clicking I Accept means that you agree to the above Privacy Statement.

I Accept

Return to login

bit.ly/synergyparent

Mailer Step 4

Enter your **First Name**,
Last Name and the
Activation Key exactly as
they appear in your
account activation letter,
then click "**Continue to
Step 3**"

bit.ly/synergyparent

Step 2 of 3: Sign In with Activation Key

Please enter your first name, last name and the 7 character authentication key (provided to you by the district), to activate your ParentVUE account:

- 1 **First Name**
- 2 **Last Name**
- 3 **Activation Key**

[Continue to Step 3](#)

Maryland's Largest School District
MONTGOMERY COUNTY PUBLIC SCHOOLS
Providing Opportunities and Unleashing Potential

Beginning this fall, Montgomery County Public Schools (MCPS) will be transitioning to a new student information system called Synergy. The parent component of Synergy, known as ParentVUE, represents the MCPS Parent Portal that you may have used in the past. This new tool will provide you real-time access to your child's information and ensure attendance, report card status, transcript, and other status and more. You may access ParentVUE by logging in to the new mobile application, and encourage you to download the ParentVUE app from the Google Play Store or Apple Store. In the app will include the current MCPS mobile application.

ParentVUE will expand upon the services of the prior parent portal. You will have additional options to assist in case of an absent or emergency need information, register for activities, apply for travel programs within MCPS, and communicate more easily with teachers and staff.

To get started with your new ParentVUE account:

- Open an Internet browser on your computer
- Navigate to <https://mcps.montgomeryschoolsmd.org/parentvue>
- Select "I am a parent"
- On the following page, select More Options in the lower right-hand side
- Select the link for **Activate Account**
- **Submit Your Personal Information**
- Enter your personal information, starting with the following:
 - Activation Key: [Redacted]

Please note: The activation key provided is specific to you. Your student will be provided their activation key as part of the activation book. Please contact the school if another parent/guardian in your family requires an activation key.

Thank you for caring a partner with us in your student's education. We hope you find this tool helpful if you have any questions or if you do not receive your letter, please contact your student's teacher.

MCPS is committed to providing a safe and secure environment for all students and staff. For more information, please visit <https://www.mcps.edu/safety>.

MCPS is committed to providing a safe and secure environment for all students and staff. For more information, please visit <https://www.mcps.edu/safety>.

MCPS is committed to providing a safe and secure environment for all students and staff. For more information, please visit <https://www.mcps.edu/safety>.

MCPS is committed to providing a safe and secure environment for all students and staff. For more information, please visit <https://www.mcps.edu/safety>.

***NOTE:** Your first name, last name, and activation key must be entered exactly as they appear on the letter or you will not be able to activate your account.

Mailer Step 5

Enter a **User Name**,
Password, and **Primary E-Mail** and click
“**Complete Account Activation**”

Step 3 of 3: Choose user name and password

Welcome [redacted] To complete your account activation you will need to create your username and password. Remember that passwords are case sensitive. Your password can consist of numbers and letters and must be a minimum of 6 characters in length.

1

User Name

User Name is required

2

Password

Password is required

3

Confirm Password


4


Primary E-Mail

Complete Account Activation

bit.ly/synergyparent

Welcome to ParentVUE







For MCPS educational use only.
All actions are subject to MCPS review and may be logged and archived. All users are required to follow MCPS Regulation IGT-RA, User Responsibilities for Computer Systems, Electronic Information, and Network Security.


[My Account](#) [Help](#) [Online Registration](#) [Close](#)


Montgomery County Public Schools


Home


 Synergy Mail


 Calendar


 Attendance


 Course History

 Grade Book


 School Information

 Student Info

 Test History



[Close](#) | [Contact](#) | [Privacy](#)



©Copyright 2020 Edupoint, LLC

English ▾

Accessibility Mode ▾

ParentVUE

Navigation

bit.ly/synergyparent

What kind of information can I
access in ParentVUE?



ParentVUE Dashboard Overview

The image shows a screenshot of the ParentVUE dashboard interface. On the left is a sidebar menu with a 'Home' section containing icons and labels for Synergy Mail, Calendar, Attendance, Course History, Grade Book, School Information, Student Info, and Test History. Above the sidebar is a user profile area. To the right of the sidebar, a series of blue callout boxes with orange arrows point to specific features. The background of the dashboard is blurred, showing the Montgomery County Public Schools logo and a 'Student History' section.

Toggle between multiple students

Send e-mail to teachers

See upcoming due dates for assignments

Check attendance information

Review graduation and SSL requirements

Review student grades on assignments

Find contact information for the school

Review documents related to student performance (MAP, etc)

Parent Resources Tab - Link to myMCPS Classroom

bit.ly/synergyparent

Synergy Mail

The screenshot displays the Synergy Mail web interface. At the top, there's a header with a user profile picture, navigation links (My Account, Help, Online Registration, Close), and the Montgomery County Public Schools logo. A sidebar on the left contains links to Home, Synergy Mail, Calendar, Attendance, Course History, Grade Book, School Information, Student Info, and Test History. The main content area shows a 'Compose' button and a 'To' field. Below the 'To' field, there are three selection options: 'Billy's Teachers' (highlighted with a red box), 'Billy's Counselor', and 'Billy's Groups'. An orange arrow points from a blue callout box to the 'Billy's Teachers' option. Below these options is a table showing course and teacher information for the Spring semester (11/25/2017 - 07/06/2018).

For MCPs educational use only.
All actions are subject to MCPs review and may be logged and archived. All users are required to follow MCPs Regulation IGT-RA, User Responsibilities for Computer Systems, Electronic Information, and Network Security.

Montgomery County Public Schools
Good afternoon, [User Name]

Home Synergy Mail

Compose

To

<Select from list below>

Billy's Teachers Billy's Counselor Billy's Groups

Add All Spring (11/25/2017 - 07/06/2018)

Period	Course	Teacher	Room
Q	Q	Q	Q
1	Prin Eng I	Kathy Jackson	224
3	Am Govt	Jeffrey Davis	P-13
4	Prin&prac Econ	Sara Patenge	131
5	Beg Drawing	Gwen Gunn	401
7	Cc-Am, Lit	Kathy Nunes	230

Cancel OK

Easily select your child's teachers

bit.ly/synergyparent

Calendar

For MCPS educational use only.
All activities are subject to MCPS review and may be logged and audited. All users are required to follow MCPS Regulation 307-6A, User Responsibilities for Computer Systems, Electronic Information, and Network Security.

My Account Help Online Registration Close

Montgomery County Public Schools
Good afternoon.

Home
Synergy Mail
Calendar
Attendance
Course History
Grade Book
School Information
Student Info
Test History

CALENDAR

Assignment Status

Today < >

September 2020

Month Week Day

☐ Show Rotation Day

Sun	Mon	Tue	Wed	Thu	Fri	Sat
30	31	1	2	3	4	5
6	7 Holiday	8 Jackson, V. Ann 201011 - The Sustitution Project Score: -	9			
13	14	15	16	17 Jackson, V. Ann 201011 - The Sustitution Project Score: -	18	19
20	21	22	23	24	25 Jackson, V. Ann 201011 - The Sustitution Project Score: -	26
27	28 Non-School ...	29	30	1	2	3

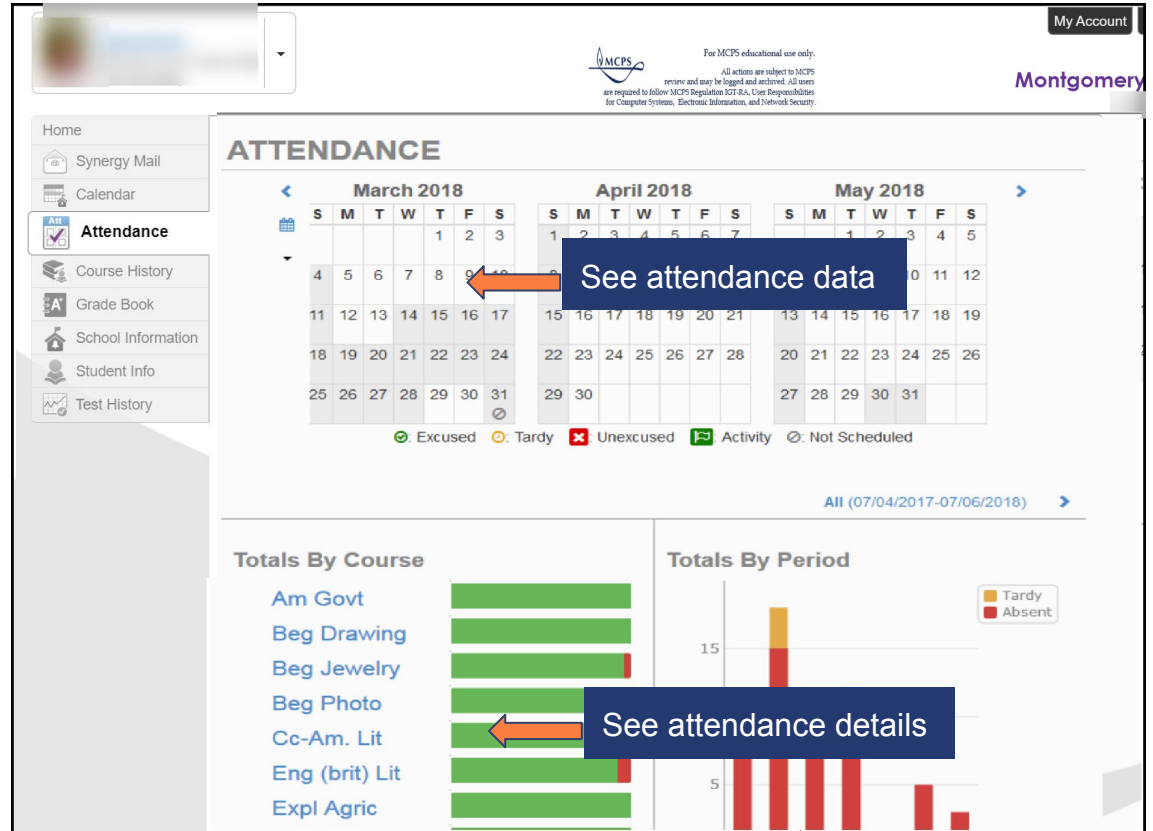
Click to open assignment details

September

☒ Assessments
☒ Assignments
☒ Holidays
☒ School Events

bit.ly/synergyparent

Attendance



bit.ly/synergyparent

Course History

Montgomery County Public Schools
Good afternoon, [Name]

Graduation Status *Class of 2024* Detail: ☐ off

Subject Area	Progress
Elective	0.0%
English	0.0%
Science	0.0%
Biology	0.0%
Physical Science	0.0%

Test Requirements Detail: ☐ off

Government

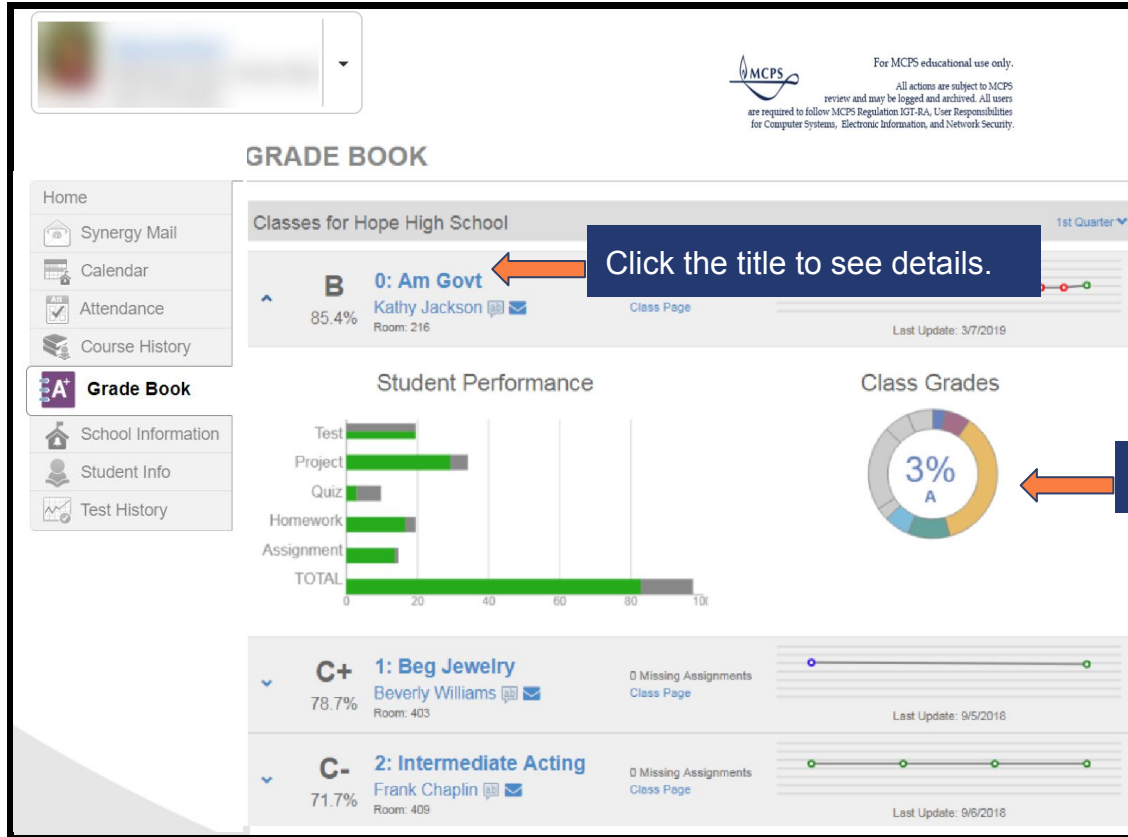
Student Course History Detail: ☐ off

Service Learning Hours Earned		
Status	Hours Required	Service Learning Hours Earned
Not Met	75.00	41.50

The course history page displays graduation progress, test requirements, and SSL hours earned

bit.ly/synergyparent

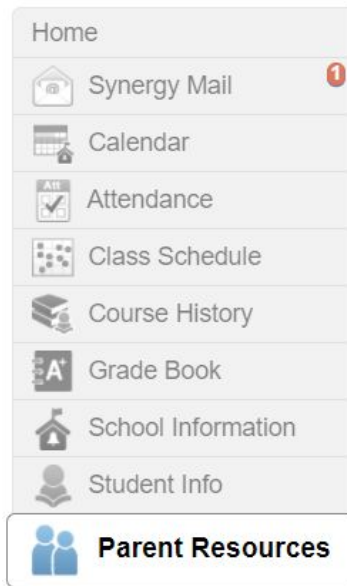
Grade Book



bit.ly/synergyparent

Parent Resources

The “**Parent Resource**” tab will be where parents are able to log into other resources such as **myMCPS Classroom**.



PARENT RESOURCES

[Elementary Curriculum Resources](#)

[School Meal Information](#)

[Secondary Curriculum Resources](#)

[myMCPS Classroom](#)

bit.ly/synergyparent

myMCPS Classroom

- Teachers and school leaders can share announcements, calendars, homework, assignments, and resources through **myMCPS Classroom** courses.
- Parents have “Observer” access to **myMCPS Classroom** via the ParentVUE



bit.ly/synergyparent

Sample myMCPS Classroom Course

myMCPS

Account

Dashboard

Courses

Calendar

Inbox

Resources


myMCPS Portal

2018-2019 Belmont Element...

Home

BELMONT

2ND GRADE COURSE



WELCOME

The purpose of this grade level course is to provide information about second grade at Belmont Elementary School. Mrs. Michele O'Neill, Mrs. Carly Moe, and Ms. Natalie Copelovitch are the second grade homeroom teachers. Mrs. Rose Dann is the Reading Initiative teacher. Below you will find links to resources about things happening in second grade throughout the school year.

[Classroom Routines](#)

[Homework Policies](#)

[Newsletters](#)

[Home Resources](#)

bit.ly/synergyparent

ParentVUE

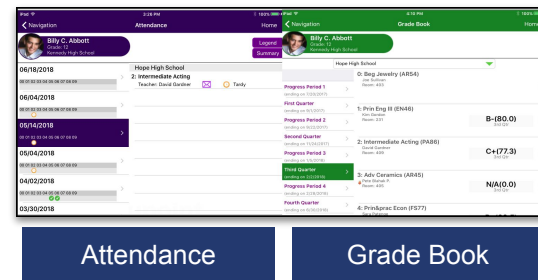
Resources

bit.ly/synergyparent



Resources

- [ParentVUE Login](#)
- [Activation Guide for Mailer](#) | [Activation Guide for Email](#)
- [ParentVUE Support Guide](#)
- [Support Website](#)
- Download the ParentVUE/StudentVUE mobile app
 - iTunes: [ParentVUE](#) | [StudentVUE](#)
 - Google: [ParentVUE](#) | [StudentVUE](#)
- [Webinar Schedule](#)
- If parents can only see some children but not all, please complete this [form](#)



ParentVUE Support Lines

- 240-740-7020
- communitytechsupport@mcpsmd.org

bit.ly/synergyparent