

# ParentVUE One-Stop Doc

Montgomery County Public Schools

## **IMPORTANT NOTE:**

All MCPS Parents/guardians should have received a myMCPS Parent Portal activation letter via email or mail. Families of students who enroll in MCPS after this initial mailing will receive an activation letter within 1 week of the student's enrollment date. Email communication and letters are in the following languages:

Email: [Español](#) | [中文](#) | [français](#) | [tiếng Việt](#) | [한국어](#) | [አማርኛ](#)

Letter: [Español](#) | [中文](#) | [français](#) | [tiếng Việt](#) | [한국어](#) | [አማርኛ](#)

If you received an email from Synergy ([noreplysynergy@mcpsmd.org](mailto:noreplysynergy@mcpsmd.org)) please use the link in that email and the directions below to create your account. Please check your SPAM folder to make sure it did not get sent there.

If you never received the email or can't locate it, please email [Lori\\_Savoy@mcpsmd.org](mailto:Lori_Savoy@mcpsmd.org) and she will provide you with your Activation key. Once you have received the Activation key you can continue with the steps below to create your account.

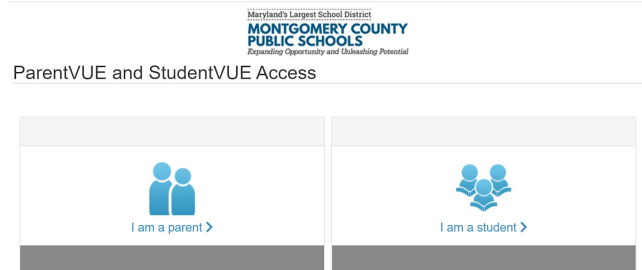
Benefits to creating a ParentVUE account:

- Easy access to myMCPS Canvas classroom
- Real-time access to information on assignments, scores, attendance, class schedules
- You can download and access information from the ParentVUE app
- Easily communicate with teachers and staff

## **Step 1:**

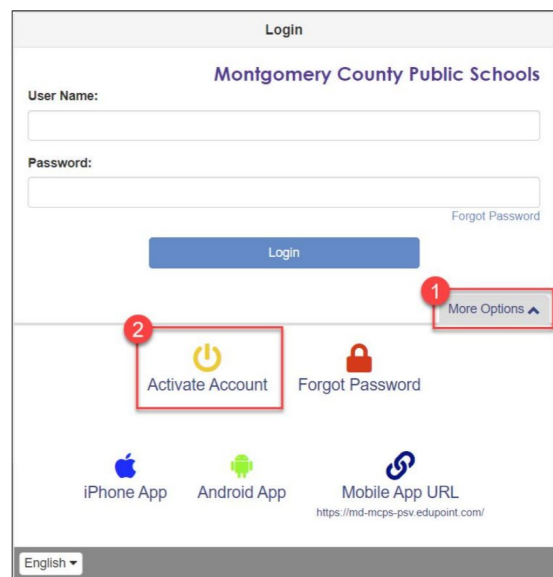
To access ParentVUE click the link in the email navigate to:

[https://md-mcps-psv.edupoint.com/PXP2\\_Login.aspx](https://md-mcps-psv.edupoint.com/PXP2_Login.aspx) and select "I am a parent"



## **Step 2:**

In the lower right hand corner of the login page, click "More Options" and then select "Activate Account"

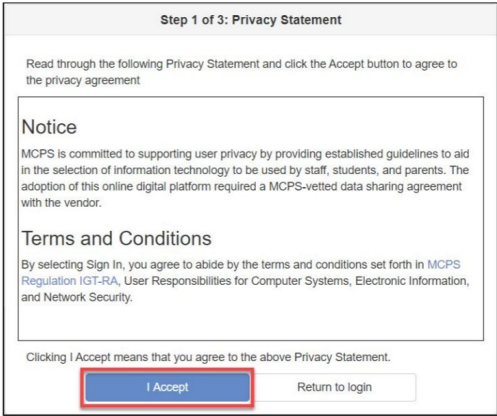


Translated Guides: [Español](#) | [中文](#) | [français](#) | [tiếng Việt](#) | [한국어](#) | [አማርኛ](#)

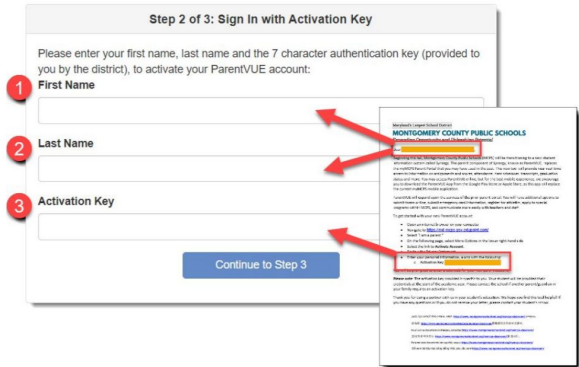
For more information about [ParentVUE](#) visit the [MCPS Digital Backpack](#) webpage

Created September 2020

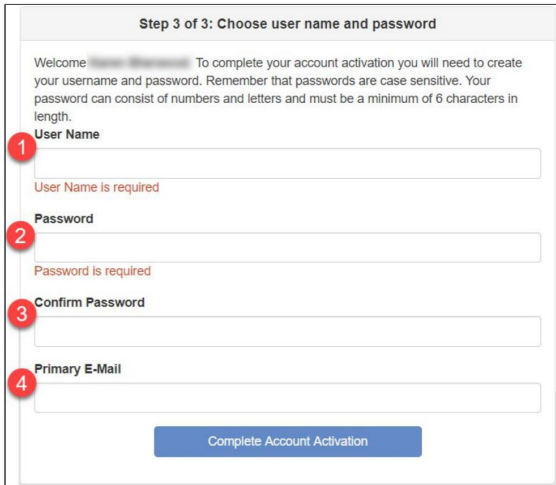
**Step 3:**  
Review the Privacy Statement and click “I Accept”



**Step 4:**  
Enter your First Name, Last Name and the Activation Key exactly as they appear in your account activation letter, then click “Continue to Step 3”



**Step 5:**  
Enter a User Name, Password, and Primary E-Mail and click “Complete Account Activation”



**You are now in ParentVUE!**

