



*For students entering Kindergarten*

## **Welcome to the Brooke Grove Summer Reading Program!**

Listed below are a few activities for you to do this summer to keep your brain active and learning. Remember Brooke Grove students, the BEST way to become a better reader is to READ, READ, READ!

Here's what you need to do:

- Look over the menu of activities.
- Pick at least 10 activities that you find interesting, and complete them.
- After you complete each activity, color the box to show "I'm done!" ☺
- Bring the reading menu and your activity sheets with you when you come back to school in August. Please hand these in to your new teacher by Friday, August 28<sup>th</sup>, which is the end of the first week of the new school year.

\*\*\*\*\*

Parents,

Summer is a great time for our students to reap the benefits of reading: increased comprehension, improved vocabulary and word recognition skills, and development of the habit and joy of reading. The more our students read, the more their reading skills will grow and improve.












Students will be completing activities that focus on both reading and writing, and the menu of activities is attached. Your child should complete at least ten of these activities. Please have your child color the box to show which activities have been completed. Completion of at least ten activities is mandatory, and your child should turn in both the colored menu and the activities by Friday, August 28<sup>th</sup>. Thank you for your support, and we hope your family has a relaxing and enjoyable summer!



# **HAPPY READING!**





 <p>Read a book. Create and draw a new cover for this book.</p>	 <p>Read a book about a place you want to visit. Draw an illustration of this place</p>	<p>Choose a book about an animal. After reading the book, see if you can tell 3 interesting facts about the animal.</p>	 <p>Find a book with LOTS of characters. After you read it - decide which character was your favorite. Draw an illustration of that character.</p>
 <p>Pick any book. Look through the book and make a list of all the words you find that start with the same letter as your name.</p>	<p>Look at the illustrations in a book. What time of year do you think it is? How do you know?</p>	<p>After you read a story, describe how the problem in the story was solved. How was it fixed?</p>	 <p>After reading a book, draw a picture of where the story took place.</p>
<p>Read a story. Think about if the story could REALLY happen?? Why or why not?</p>	<p>Choose a book! Tell what the story was all about. Try to include important words from the book.</p>	<p>Take a picture walk through the story - what do you think the story is about?</p>	<p>Read a book and find a new word in the story. See if you can act out what this word means.</p>
 <p>After you read a story, draw a picture that shows the problem from the story. What happened?</p>	<p>Choose a book you have not read before. Before you even open the book, see if you can make a prediction about what will happen. Hint: Look at the cover!</p>	 <p>Pick any book. Look through the book and make a list of all of the words you find that start with the same letter as your last name.</p>	 <p>Draw an illustration of somewhere you visited this summer. Write a sentence to explain why you enjoyed visiting this place.</p>
 <p>Look through a book. See if you can find rhyming words (cat-bat-sat). Make a list of all the rhyming words you can find.</p>	 <p>After reading a book, pick a feeling word from the book. Draw a picture of how the word made you feel.</p>	<p>Find a book with LOTS of characters. Think about which character is most like you. Explain why the character is like you.</p>	 <p>After reading a book, see if you can make a list or tell all of the characters in the book.</p>