

Searching the Montgomery County Volunteer Center (MCVC) Website



Searching for Environmental MCPS SSL Opportunities

Step 1: Click “MCPS SSL” under “Search By” in the red search box at the top.

Step 2: Use the Search Tools to search and/or filter opportunities:


- To search by Keywords, enter words in this box (ex. environment):

A rectangular input box with a light gray border. On the left is a button labeled "SEARCH BY" and on the right is a text input field containing the placeholder text "Search Keywords".

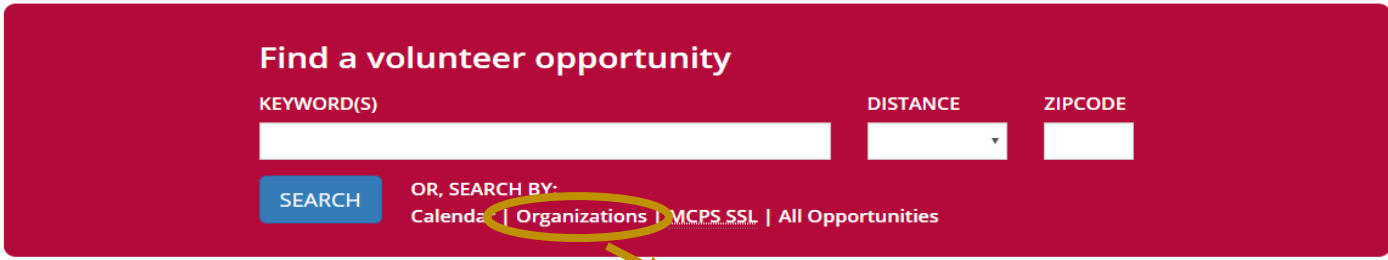
- To filter opportunities, use the “Filter By” feature:
(on Mobile Devices, click the wrench icon  to bring up the filter options)

A dropdown menu titled "FILTER BY" with a list of filter options. The options are: Age, Organization, Date, Distance, Family Friendly, SSL Status, Interest, Outdoors, Groups, and Wheelchair Accessible. The "Interest" option is highlighted in blue.A screenshot of the advanced search interface. It shows a "SEARCH BY" field with "environment" entered. Below it are "CT SORTING" and "FILTER BY" dropdowns. The "FILTER BY" dropdown is open, showing "MCPS SSL" selected. Below that is an "INTEREST" dropdown with "-- SELECT INTEREST --" selected. There is a button labeled "ENVIRONMENT" with an 'X' icon. At the bottom are "SEARCH" and "CANCEL" buttons.

Each filter contains a custom search box. Use the Interest filter, and select “Environment.” You can stack/add as many filters as you’d like to find the best opportunity for you!

Step 3: When you find an opportunity that interests you, click the  button to send a message of interest directly through the website.

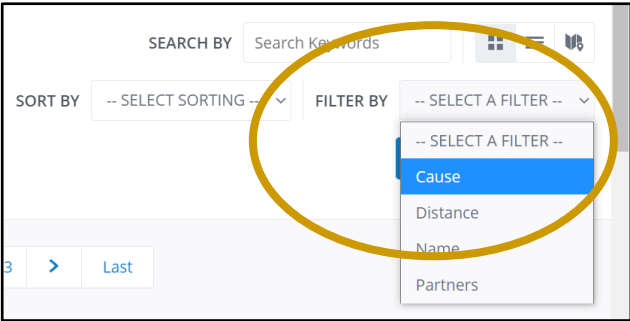
If you want to call or email the organization instead, find their contact information by clicking the Organization page to the right of the Opportunity Description.



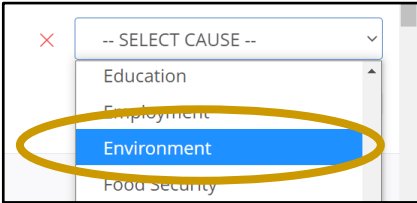
Searching for Environmental MCPS SSL Organizations

Step 1: Click “Organizations” under “Search By” in the red search box at the top.

Step 2: Within the Search Tools, use the “Filter By” feature, and select “Cause.”



Step 3: Select “Environment.”



Step 4: Click on the Organization page. If you see this MCPS SSL icon in the “What We Do” section, you may earn SSL hours for serving with this organization.



Step 5: Scroll down to view any Organization Opportunities that have been posted.

Step 6: Click  if you want regular updates on this organization’s latest opportunities.