



# FY 2026

# Operating Budget

Montgomery County Public Schools  
Rockville, Maryland

Fiscal and School Year Ending June 30, 2026

Thomas W. Taylor, Ed.D., M.B.A.  
Superintendent of Schools

[www.montgomeryschoolsmd.org/budget](http://www.montgomeryschoolsmd.org/budget)

# Chapter 1

## Schools

### Elementary Schools

Grades K–5

Prekindergarten/Head Start

Grant: Head Start School-based Programs

Grant: Title I, Part A School-based Programs

### Middle Schools

Grades 6–8

### High Schools

Grades 9–12

Thomas Edison High School of Technology

### Alternative Education Programs

Grant: Title I, Part D Prevention and Intervention Programs for Children and Youth who are Neglected, Delinquent, or At-Risk

### English Learners and Multilingual Education

Grades K–12

### Special Education Services

Department of Special Education Services

Special Schools/Centers

Department of Special Education Systems and Management

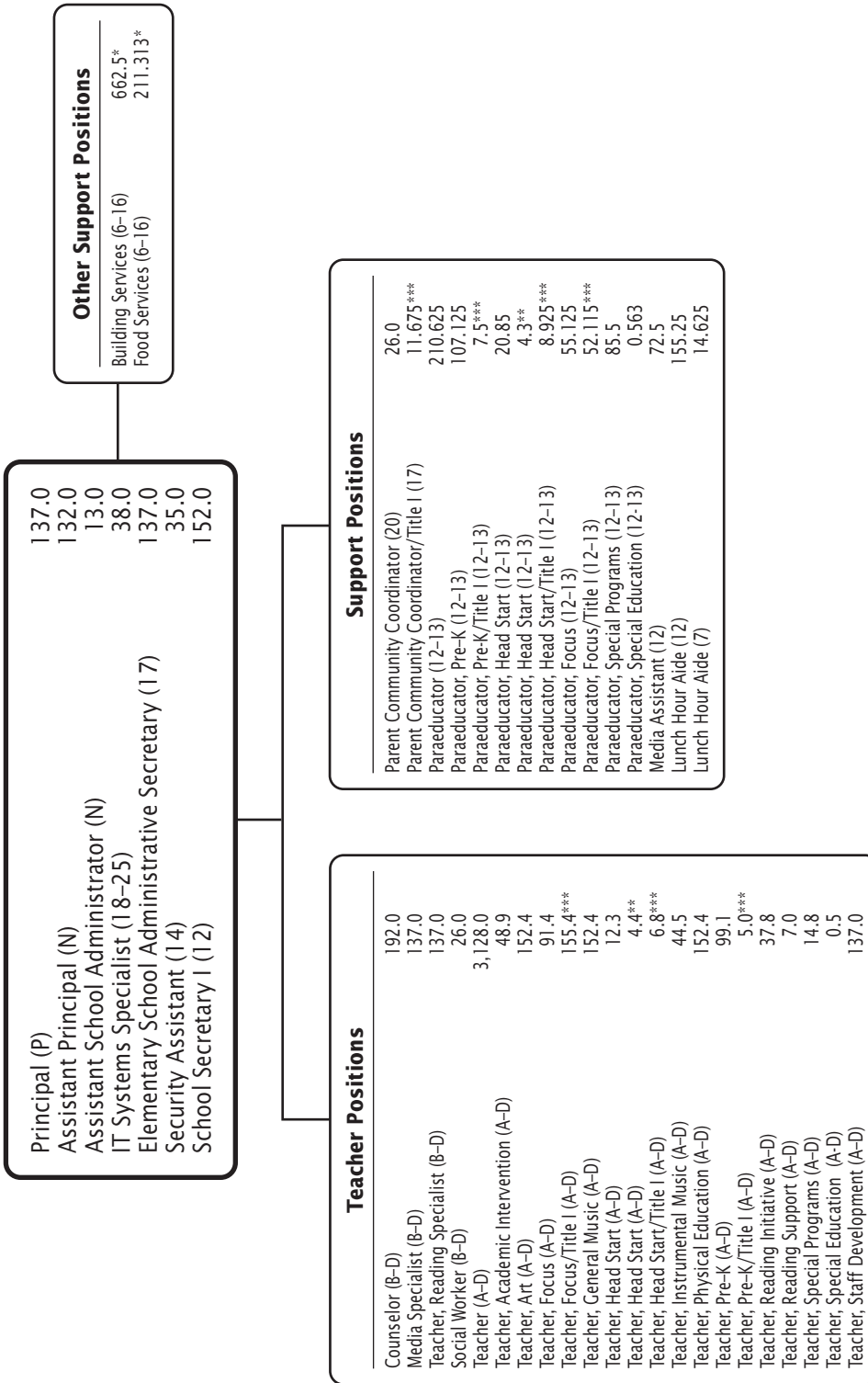
Department of Special Education Prekindergarten and Related Services

Child Find/Preschool Education Programs

Grant: *Individuals with Disabilities Education Act*



# Elementary Schools



F.T.E. Positions 6,218.778

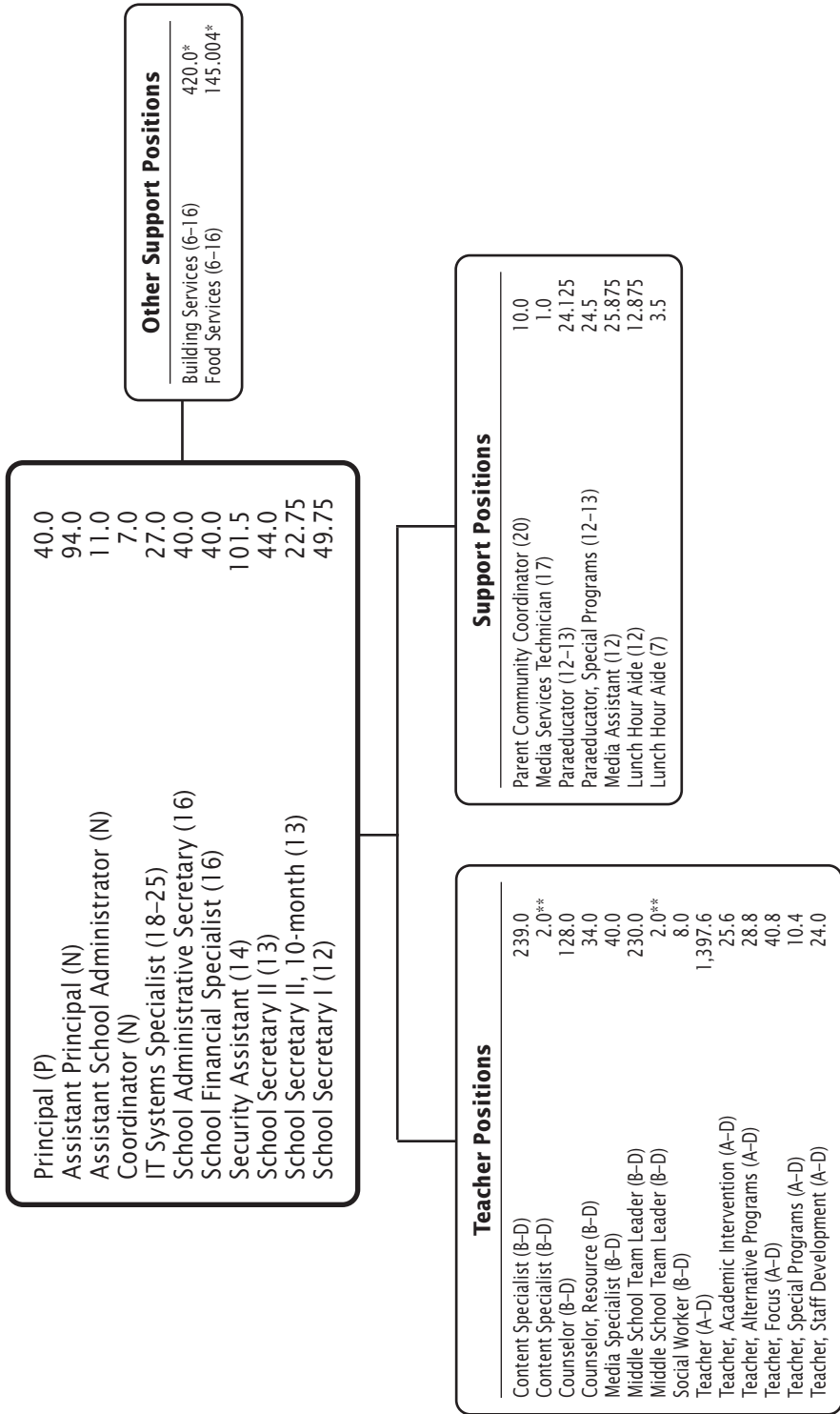
\*This chart includes 873.813 positions from School Plant Operations and Food Services.

\*\*Positions funded by the Head Start grant.

\*\*\*Positions funded by the Title I, Part A grant. In addition, there are 4.0 positions funded by this grant reflected on the Middle Schools chart within this chapter.

## FY 2026 OPERATING BUDGET

# Middle Schools



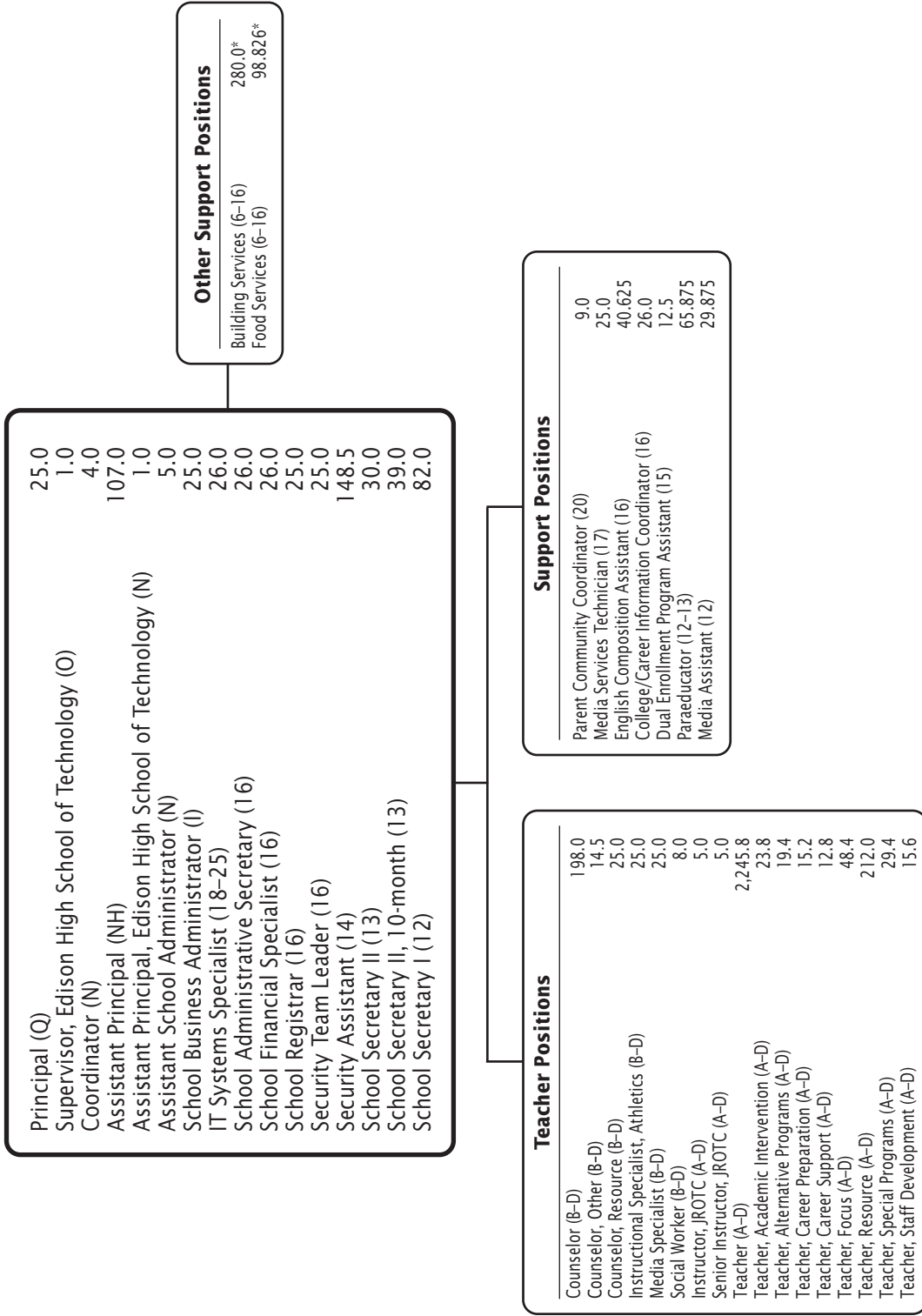
F.T.E. Positions 2,789.075

\*In addition, this chart includes 565.004 positions from School Plant Operations and Food Services.

\*\*Positions funded by the Title I, Part A grant.

## FY 2026 OPERATING BUDGET

# High Schools



F.T.E. Positions 3,732.275

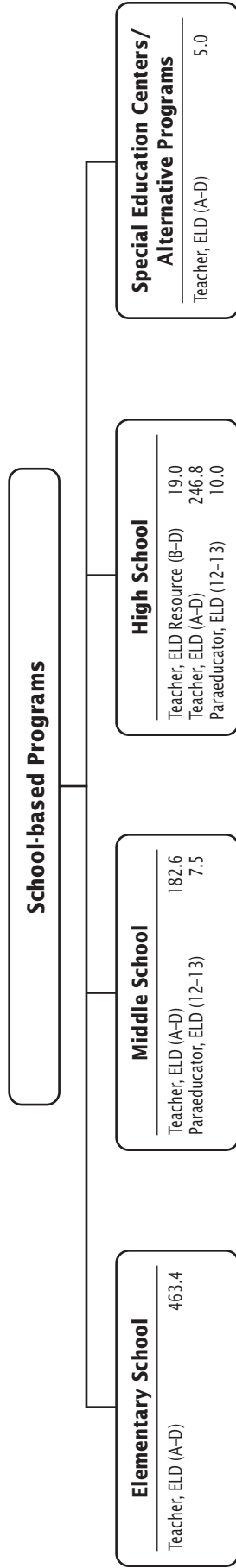
\*In addition, this chart includes 378.826 positions from School Plant Operations and Food Services.

## FY 2026 OPERATING BUDGET

## Alternative Education Programs

Principal (Q)	1.0
Assistant Principal (N)	3.0
Counselor, Other (B-D)	3.0
Psychologist (B-D)	1.0
Pupil Personnel Worker (B-D)	1.0
Social Worker (B-D)	3.0
Teacher, Alternative Programs (A-D)	18.0
Teacher, Special Education (A-D)	1.0
Teacher, Staff Development (A-D)	1.0
Special School Administrative Secretary (17)	1.0
School Registrar (16)	1.0
Security Assistant (14)	3.0
Paraeducator (12-13)	6.125
School Secretary I (12)	3.0

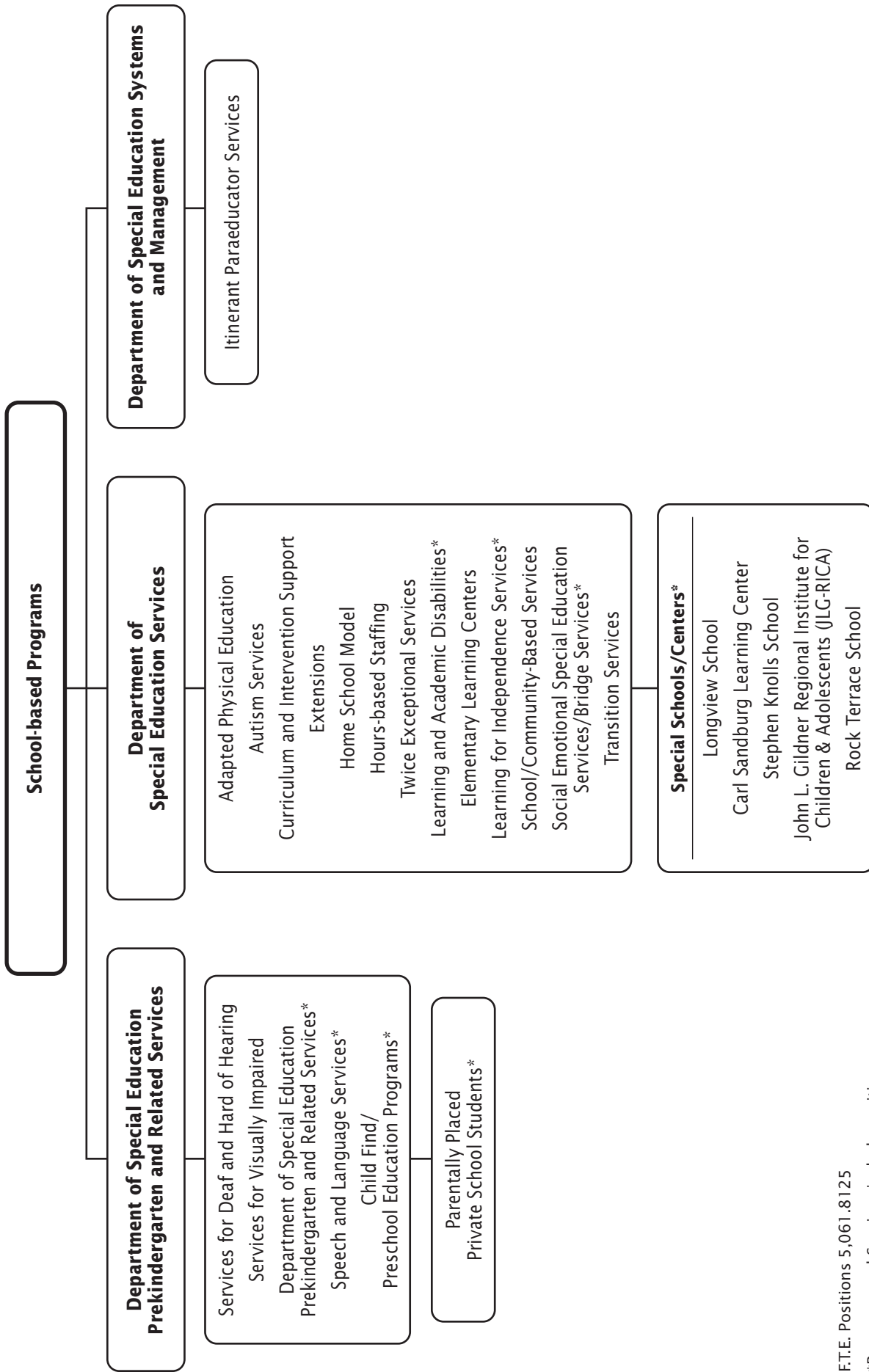
# English Learners and Multilingual Education School-based Programs



F.T.E. Positions 934.3

FY 2026 OPERATING BUDGET

# Special Education Services—Overview

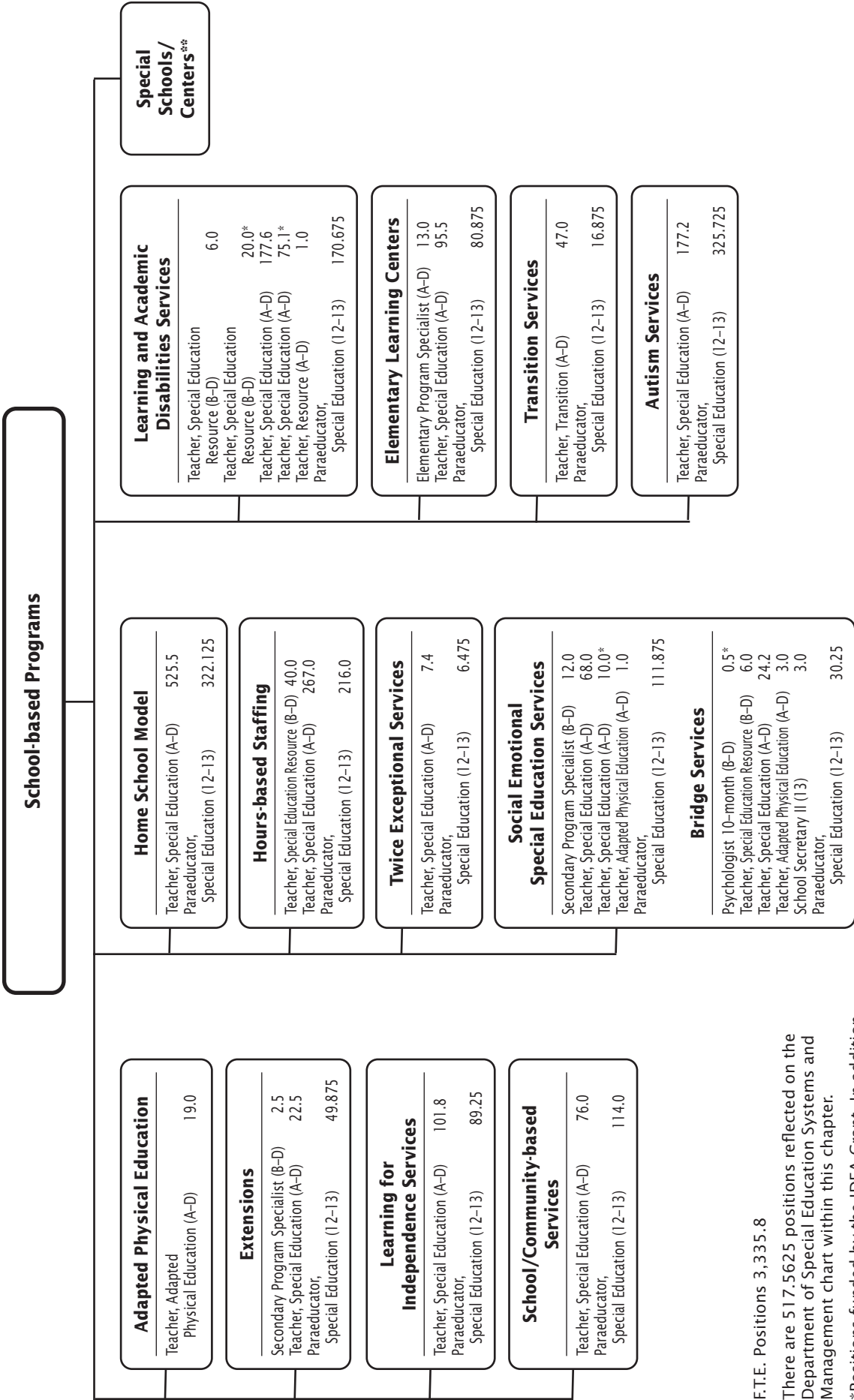


F.T.E. Positions 5,061.8125

\*Programs and Services include positions funded by Grant—*Individuals with Disabilities Education Act* (IDEA)

## FY 2026 OPERATING BUDGET

# Department of Special Education Services



F.T.E. Positions 3,335.8

There are 517,5625 positions reflected on the Department of Special Education Systems and Management chart within this chapter.

\*Positions funded by the IDEA Grant. In addition, there are 25.5 positions reflected on the Special Schools/Centers chart and 16.95 positions reflected on the Department of Special Education Systems and Management chart.

# Special Schools/Centers\*\*

Longview School	
Principal (P)	1.0
Media Specialist (B-D)	0.5
Teacher, Special Education Resource (B-D)	1.0
Teacher,	
Special Education (A-D)	0.5
Teacher,	
Special Education (A-D)	8.5*
Teacher,	
Staff Development (A-D)	1.0
Teacher, Adapted	
Physical Education (A-D)	1.8
Teacher, Art (A-D)	0.5
Teacher, General	
Music (A-D)	0.5
Special School	
Administrative	
Secretary (17)	1.0
Paraeducator, Special	
Education (12-13)	17.5
School Secretary I (12)	0.5

Carl Sandburg Learning Center	
Principal (P)	1.0
Media Specialist (B-D)	0.5
Psychologist (B-D)	1.0
Secondary Program	
Specialist (B-D)	1.0
Social Worker	
10-month (B-D)	1.0
Teacher,	
Reading Specialist (B-D)	0.5
Teacher,	
Special Education (A-D)	12.0
Teacher,	
Special Education (A-D)	2.5*
Teacher, Staff	
Development (A-D)	1.0
Teacher, Adapted	
Physical Education (A-D)	1.0
Teacher, Art (A-D)	0.7
Teacher,	
General Music (A-D)	0.5
Special School	
Administrative	
Secretary (17)	1.0
Paraeducator, Special	
Education (12-13)	23.625
Media Assistant (12)	0.5
School Secretary I (12)	0.5

Stephen Knolls School	
Principal (P)	1.0
Media Specialist (B-D)	0.5
Teacher,	
Special Education (A-D)	7.7
Teacher,	
Staff Development (A-D)	1.0
Teacher, Adapted	
Physical Education (A-D)	1.0
Teacher, Art (A-D)	0.5
Teacher,	
General Music (A-D)	0.5
Special School	
Administrative	
Secretary (17)	1.0
Paraeducator, Special	
Education (12-13)	12.25
School Secretary I (12)	0.5
Lunch Hour Aide (7)	0.875

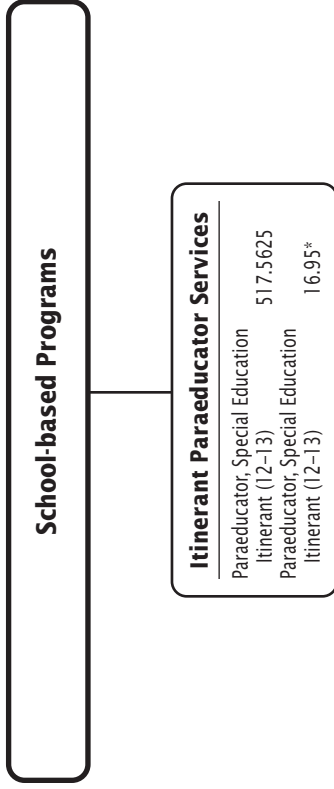
John L. Gildner Regional Institute for Children and Adolescents (JLG-RICA)	
Principal (Q)	1.0
Assistant Principal (N)	1.0
Counselor (B-D)	0.5
Media Specialist (B-D)	1.0
Secondary Program	
Specialist (B-D)	2.0
Teacher, High (A-D)	0.5
Teacher,	
Special Education (A-D)	14.5*
Teacher,	
Staff Development (A-D)	1.0
Teacher, Transition (A-D)	1.0
Teacher, Adapted	
Physical Education (A-D)	1.4
Teacher, Art (A-D)	1.0
Teacher,	
General Music (A-D)	0.6
Special School	
Administrative	
Secretary (17)	1.0
Security Assistant (14)	1.0
School Secretary II (13)	1.0
Paraeducator, Special	
Education (12-13)	13.125
Media Assistant (12)	0.5

Rock Terrace School	
Principal (P)	1.0
Assistant Principal (N)	1.0
Counselor (B-D)	0.5
Media Specialist (B-D)	0.5
Teacher,	
Reading Specialist (B-D)	0.5
Teacher, Special Education	
Resource (B-D)	1.0
Teacher,	
Special Education (A-D)	15.0
Teacher,	
Staff Development (A-D)	1.0
Teacher, Adapted	
Physical Education (A-D)	1.0
Teacher, Art (A-D)	0.6
Teacher,	
General Music (A-D)	0.6
Special School	
Administrative	
Secretary (17)	1.0
Security Assistant (14)	1.0
School Secretary II	
(10-mth) (13)	1.0
Paraeducator, Special	
Education (12-13)	14.0
Media Assistant (12)	0.5

F.T.E. Positions 191.775

\*\*Positions funded by the IDEA grant.

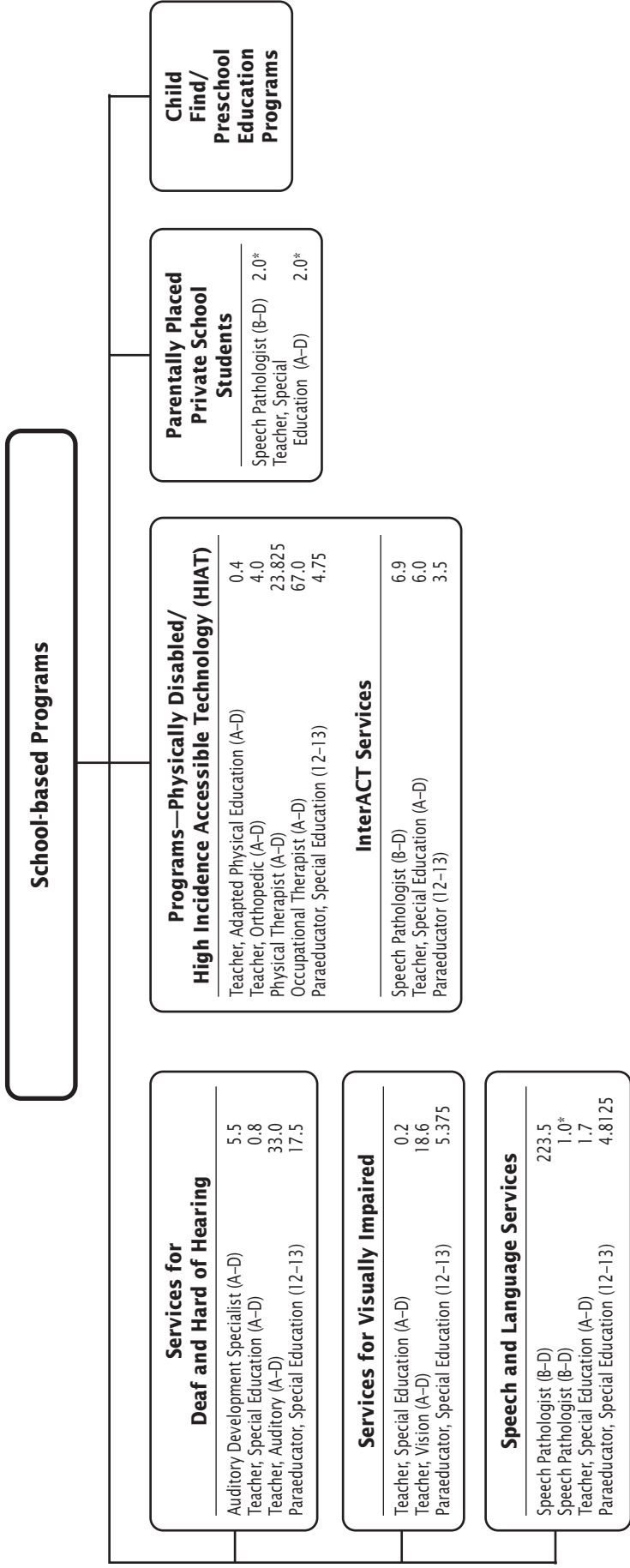
# Department of Special Education Systems and Management



F.T.E. Positions 534.5125

\*Positions funded by the IDEA Grant.

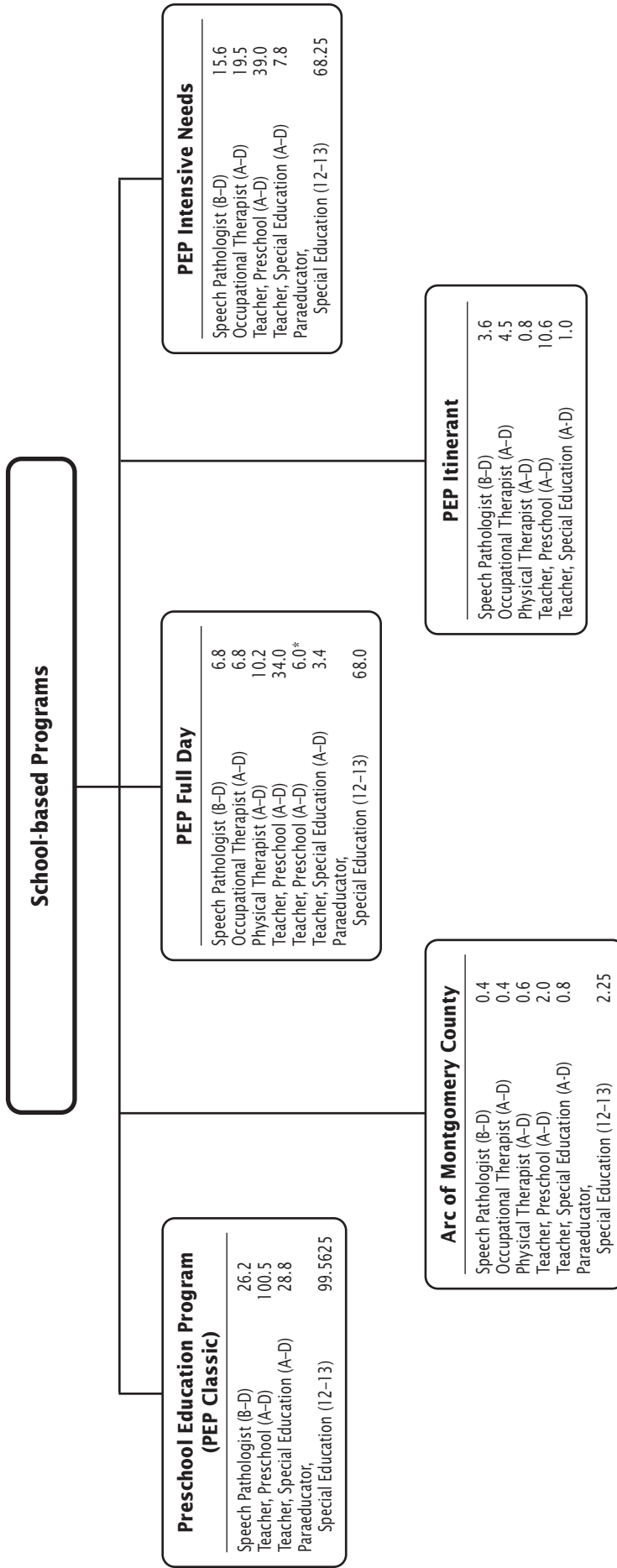
# Department of Special Education Prekindergarten and Related Services



F.T.E. Positions 432.3625

\*Position funded by the IDEA Grant.

# Child Find/Preschool Education Programs



F.T.E. Positions 567.3625

\*Positions funded by the IDEA Grant.

## FY 2026 OPERATING BUDGET

# Chapter 2

## **School Leadership and Improvement**

### **Division of School Leadership and Improvement**

Division of School Leadership

Department of Athletics

Department of Early Childhood, Federal and Special Programs

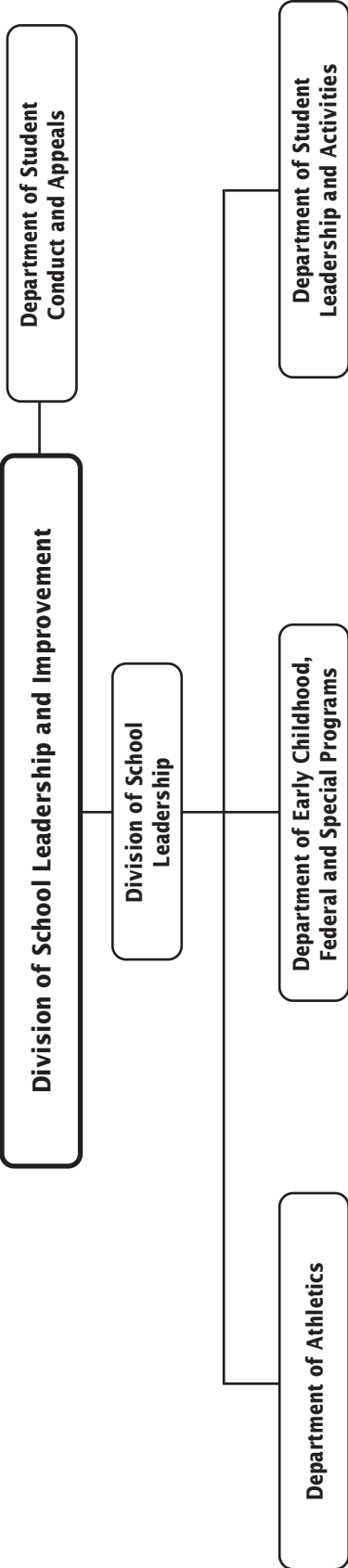
Department of Student Conduct and Appeals

Department of Student Leadership and Activities



School Leadership and Improvement

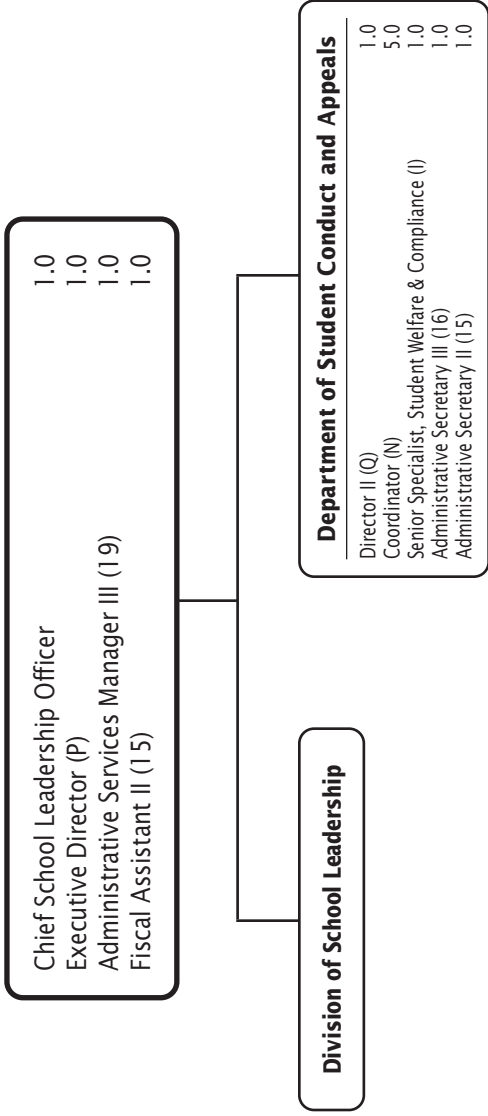
# School Leadership and Improvement—Overview



F.T.E. Positions 369.1590

**FY 2026 OPERATING BUDGET**

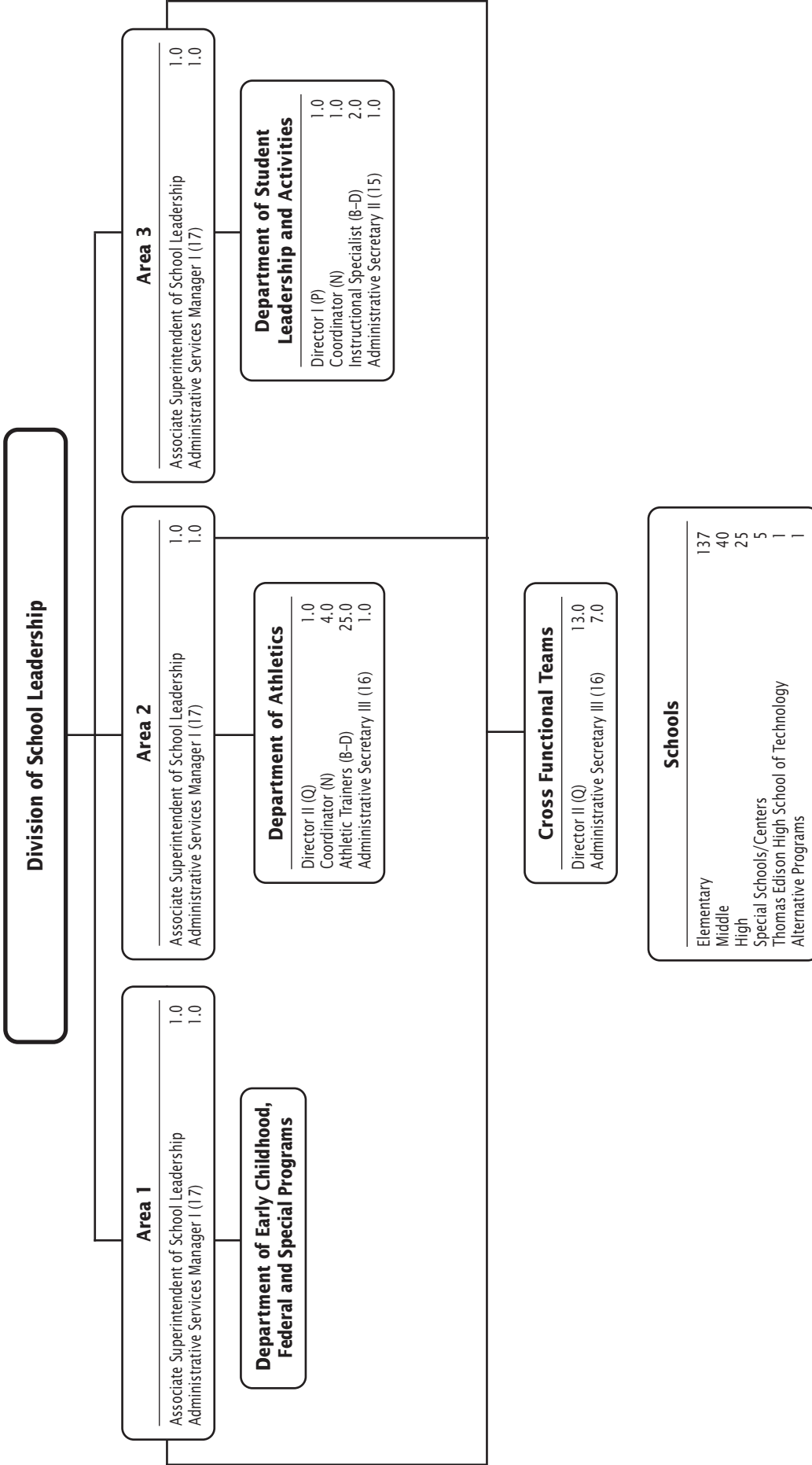
# Division of School Leadership and Improvement



F.T.E. Positions 13.0

## FY 2026 OPERATING BUDGET

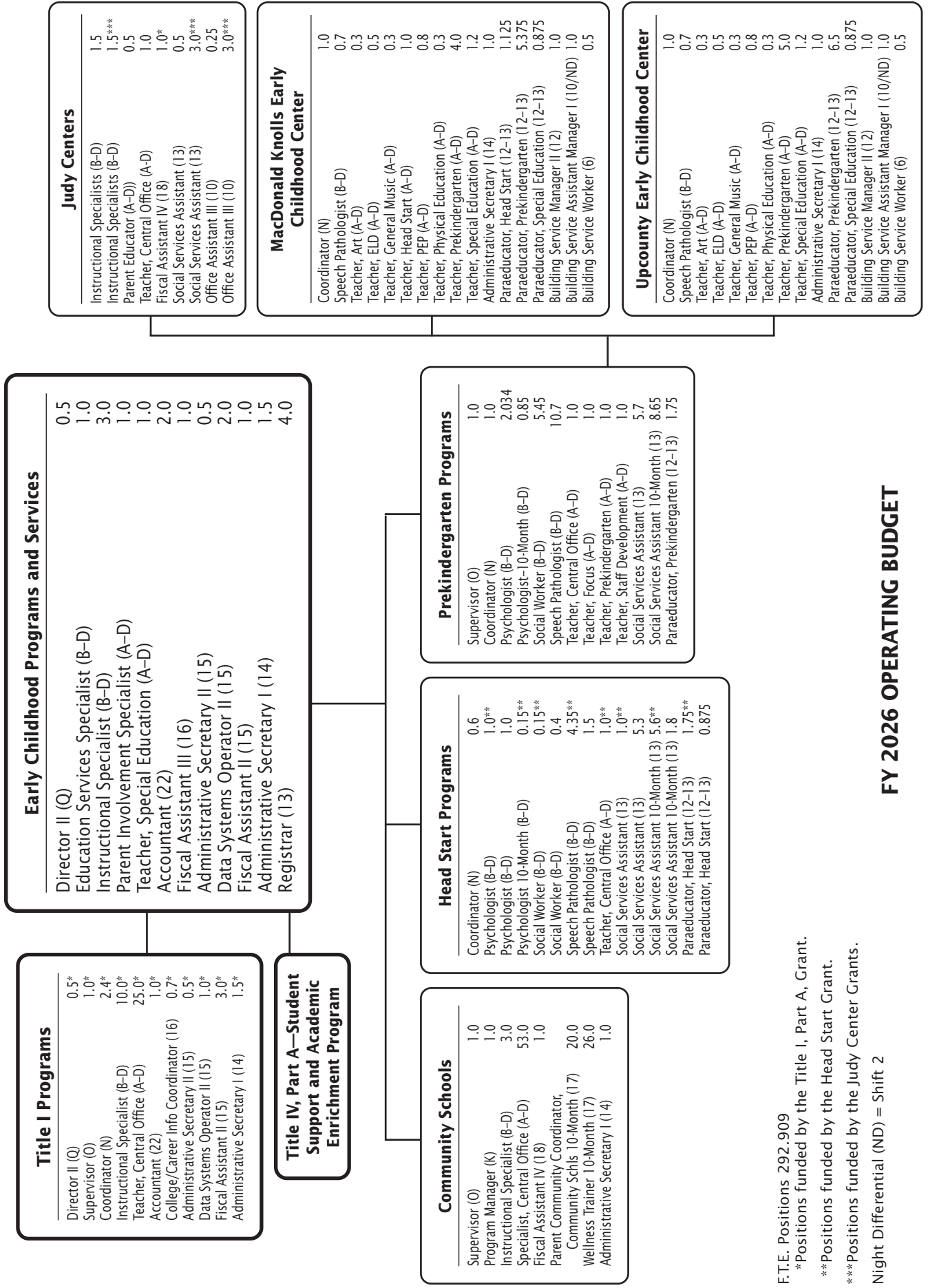
# Division of School Leadership



F.T.E. Positions 62.0

## FY 2026 OPERATING BUDGET

# Department of Early Childhood, Federal and Special Programs



### Title I Programs

Director II (Q)	0.5*
Supervisor (O)	1.0*
Coordinator (N)	2.4*
Instructional Specialist (B-D)	10.0*
Teacher, Central Office (A-D)	25.0*
Accountant (22)	1.0*
College/Career Info Coordinator (16)	0.7*
Administrative Secretary II (15)	0.5*
Data Systems Operator II (15)	1.0*
Fiscal Assistant II (15)	3.0*
Administrative Secretary I (14)	1.5*

### Early Childhood Programs and Services

Director II (Q)	0.5
Education Services Specialist (B-D)	1.0
Instructional Specialist (B-D)	3.0
Parent Involvement Specialist (A-D)	1.0
Teacher, Special Education (A-D)	1.0
Accountant (22)	2.0
Fiscal Assistant III (16)	1.0
Administrative Secretary II (15)	1.0
Data Systems Operator II (15)	0.5
Fiscal Assistant II (15)	2.0
Administrative Secretary I (14)	1.0
Registrar (13)	1.5
	4.0

### Judy Centers

Instructional Specialists (B-D)	1.5
Instructional Specialists (B-D)	1.5***
Parent Educator (A-D)	0.5
Teacher, Central Office (A-D)	1.0
Fiscal Assistant IV (18)	1.0*
Social Services Assistant (13)	0.5
Social Services Assistant (13)	3.0***
Office Assistant III (10)	0.25
Office Assistant III (10)	3.0***

### Title IV, Part A—Student Support and Academic Enrichment Program

### Community Schools

Supervisor (O)	1.0
Program Manager (K)	1.0
Instructional Specialist (B-D)	3.0
Specialist, Central Office (A-D)	53.0
Fiscal Assistant IV (18)	1.0
Parent Community Coordinator,	
Community Schls 10-Month (17)	20.0
Wellness Trainer 10-Month (17)	26.0
Administrative Secretary I (14)	1.0

### Head Start Programs

Coordinator (N)	0.6
Psychologist (B-D)	1.0**
Psychologist (B-D)	1.0
Psychologist 10-Month (B-D)	0.15**
Social Worker (B-D)	0.15**
Social Worker (B-D)	0.4
Speech Pathologist (B-D)	4.35**
Speech Pathologist (B-D)	1.5
Teacher, Central Office (A-D)	1.0**
Social Services Assistant (13)	1.0
Social Services Assistant (13)	5.3
Social Services Assistant 10-Month (13)	5.6**
Social Services Assistant 10-Month (13)	1.8
Paraeducator, Head Start (12-13)	1.75**
Paraeducator, Head Start (12-13)	0.875

### Prekindergarten Programs

Supervisor (O)	1.0
Coordinator (N)	1.0
Psychologist (B-D)	2.034
Psychologist-10-Month (B-D)	0.85
Social Worker (B-D)	5.45
Speech Pathologist (B-D)	10.7
Teacher, Central Office (A-D)	1.0
Teacher, Focus (A-D)	1.0
Teacher, Prekindergarten (A-D)	1.0
Teacher, Staff Development (A-D)	1.0
Social Services Assistant (13)	5.7
Social Services Assistant 10-Month (13)	8.65
Paraeducator, Prekindergarten (12-13)	1.75

### MacDonald Knolls Early Childhood Center

Coordinator (N)	1.0
Speech Pathologist (B-D)	0.7
Teacher, Art (A-D)	0.3
Teacher, ELD (A-D)	0.5
Teacher, General Music (A-D)	0.3
Teacher, Head Start (A-D)	1.0
Teacher, PEP (A-D)	0.8
Teacher, Physical Education (A-D)	0.3
Teacher, Prekindergarten (A-D)	4.0
Teacher, Special Education (A-D)	1.2
Administrative Secretary I (14)	1.0
Paraeducator, Head Start (12-13)	1.125
Paraeducator, Prekindergarten (12-13)	5.375
Paraeducator, Special Education (12-13)	0.875
Building Service Manager II (12)	1.0
Building Service Assistant Manager I (10/ND)	1.0
Building Service Worker (6)	0.5

### Upcounty Early Childhood Center

Coordinator (N)	1.0
Speech Pathologist (B-D)	0.7
Teacher, Art (A-D)	0.3
Teacher, ELD (A-D)	0.5
Teacher, General Music (A-D)	0.3
Teacher, PEP (A-D)	0.8
Teacher, Physical Education (A-D)	0.3
Teacher, Prekindergarten (A-D)	5.0
Teacher, Special Education (A-D)	1.2
Administrative Secretary I (14)	1.0
Paraeducator, Prekindergarten (12-13)	6.5
Paraeducator, Special Education (12-13)	0.875
Building Service Manager II (12)	1.0
Building Service Assistant Manager I (10/ND)	1.0
Building Service Worker (6)	0.5

F.T.E. Positions 292.909

\*Positions funded by the Title I, Part A, Grant.

\*\*Positions funded by the Head Start Grant.

\*\*\*Positions funded by the Judy Center Grants.

Night Differential (ND) = Shift 2

## FY 2026 OPERATING BUDGET

# Chapter 3

## Teaching and Learning

### Division of Teaching and Learning

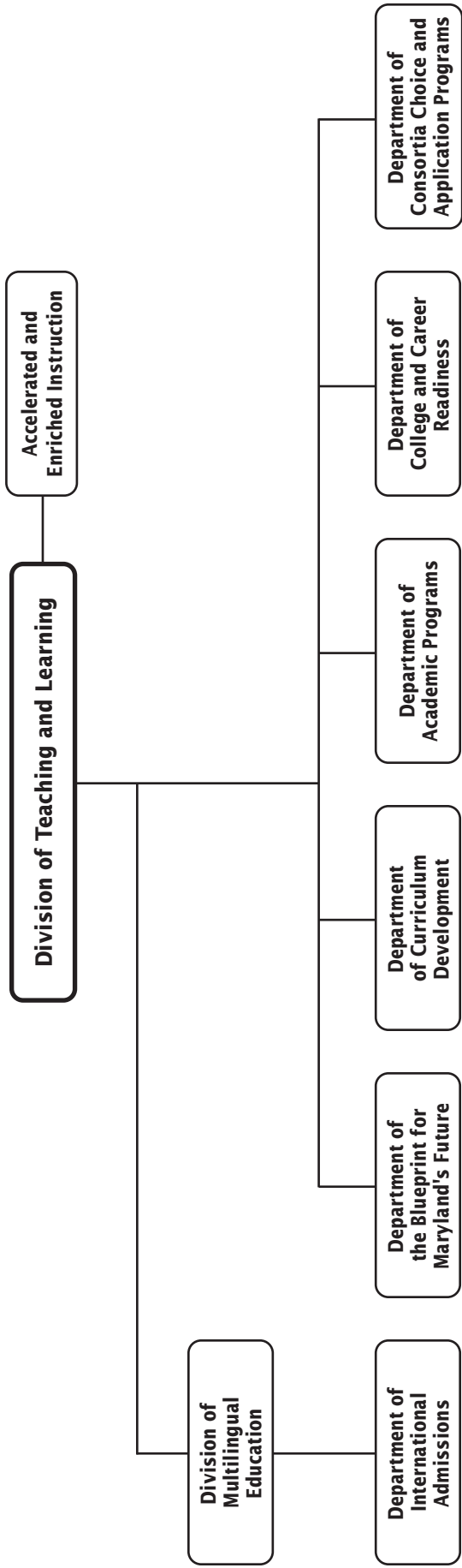
- Department of the Blueprint for Maryland's Future
- Department of Consortia Choice and Application Programs
- Department of Academic Programs
- Department of Curriculum Development
- Department of College and Career Readiness

### Division of Multilingual Education

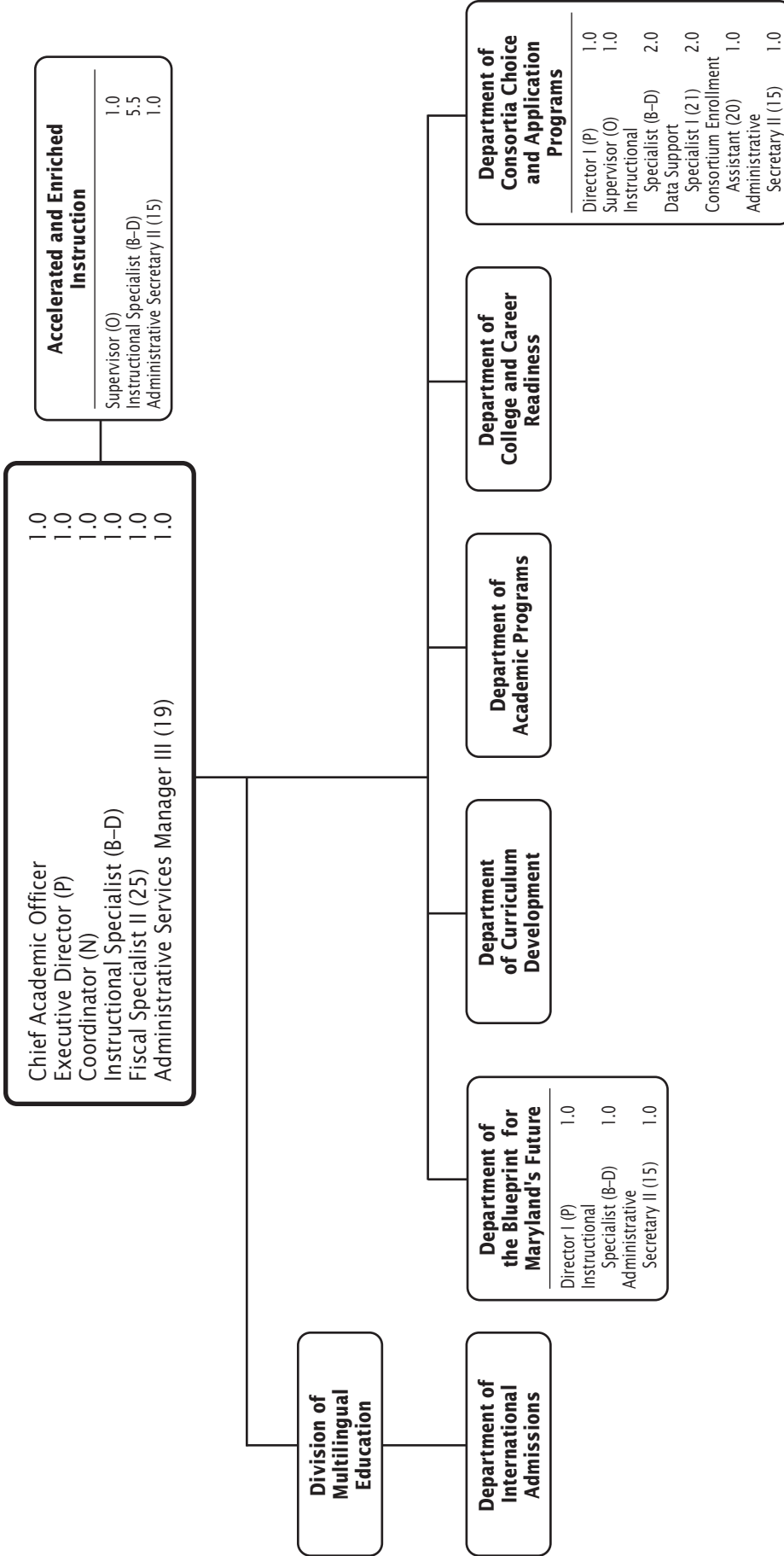
- Department of International Admissions



# Teaching and Learning—Overview



# Division of Teaching and Learning



F.T.E. Positions 24.5

## FY 2026 OPERATING BUDGET

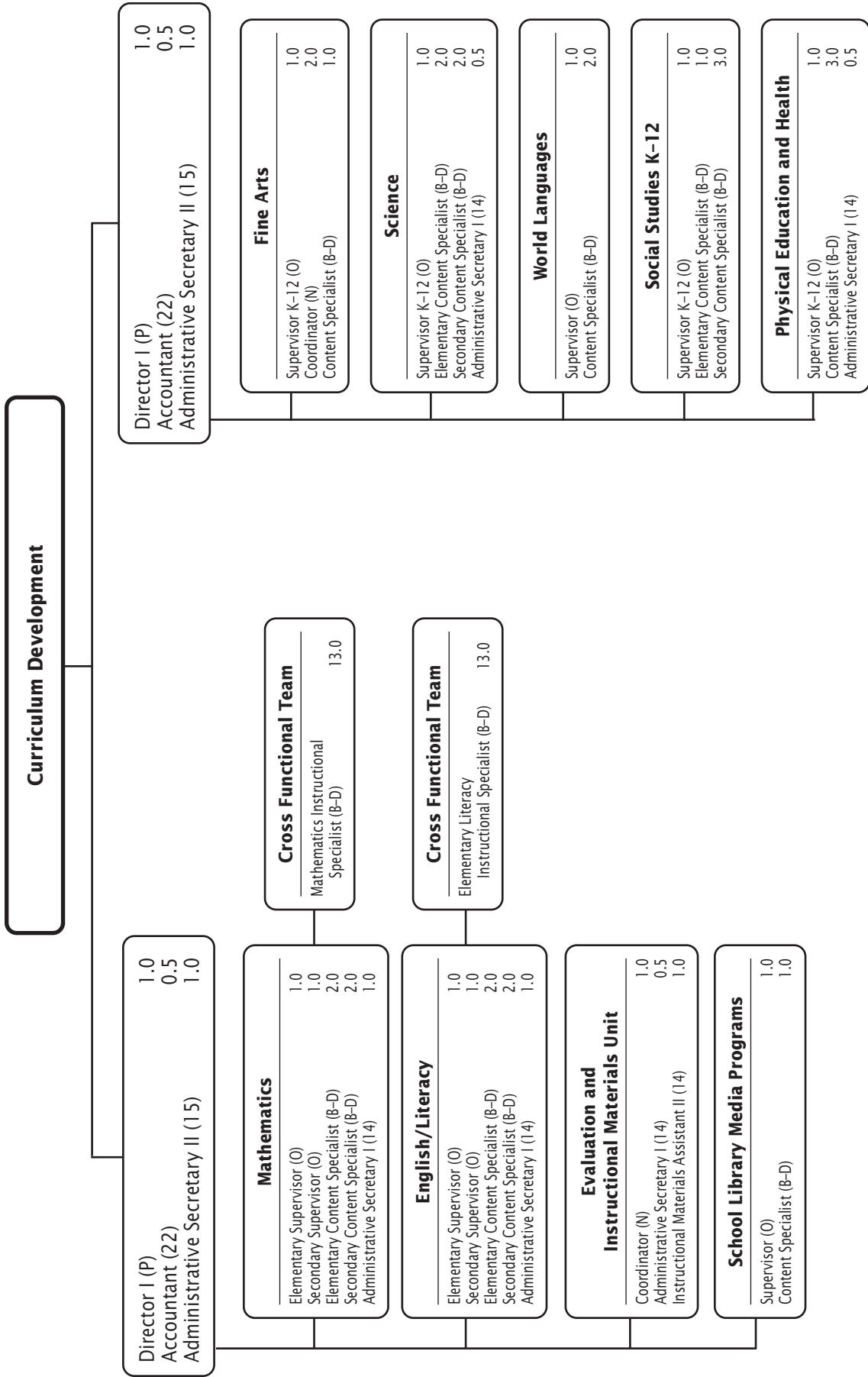
# Department of Academic Programs



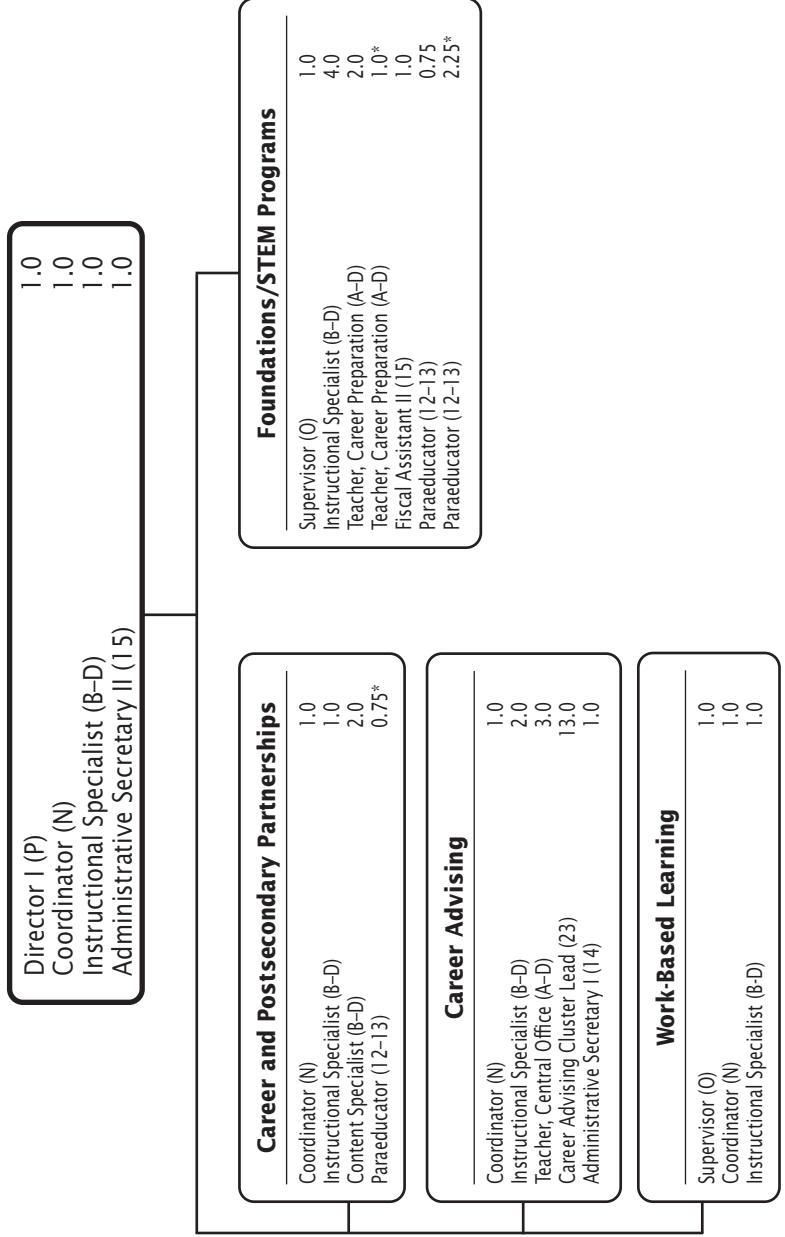
F.T.E. Positions 68.875  
 Night Differential (ND) = Shift 2

## FY 2026 OPERATING BUDGET

# Department of Curriculum Development



# Department of College and Career Readiness

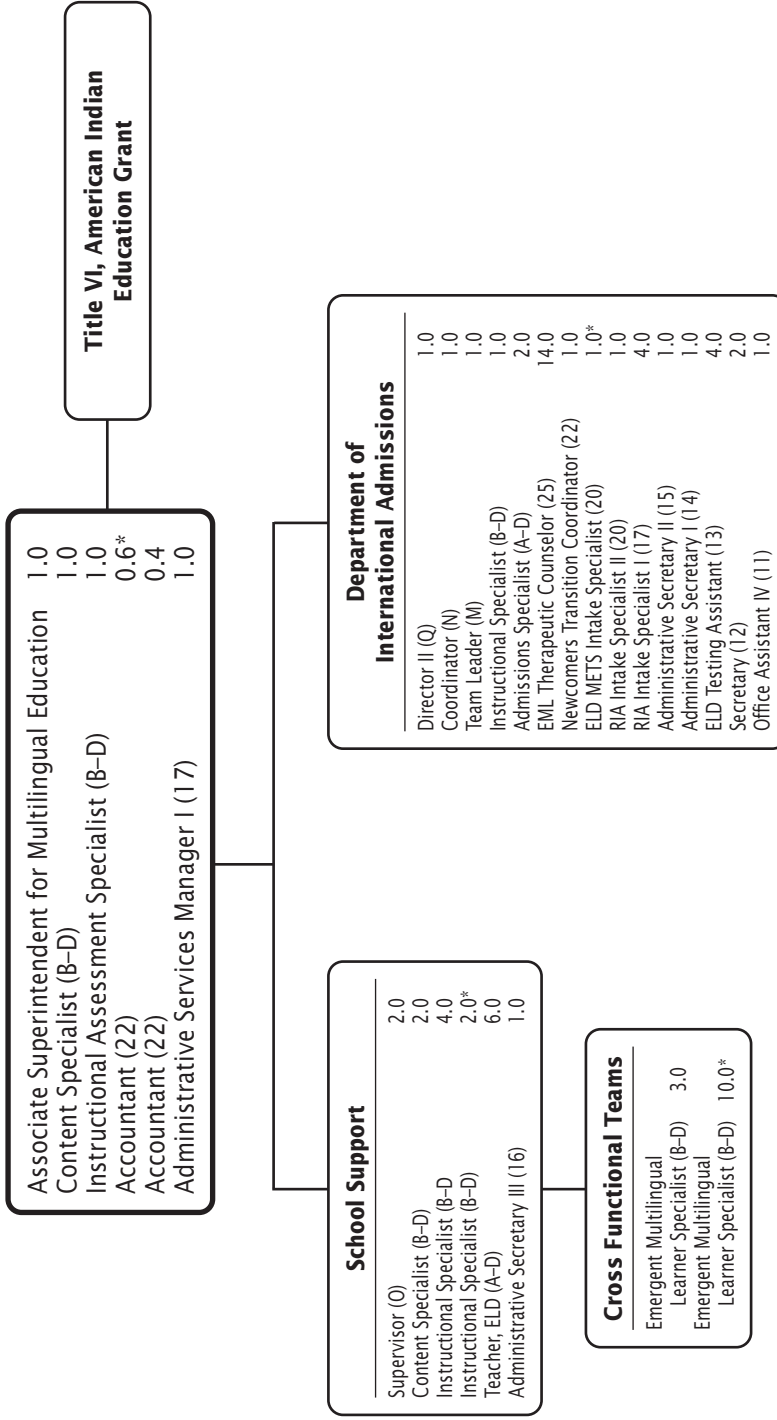


F.T.E. Positions 43.75

\*Positions funded by the Carl D. Perkins Career and Technical Education Improvement Programs Grant.

## FY 2026 OPERATING BUDGET

# Division of Multilingual Education



F.T.E. Positions 71.0

\*Positions funded by the Title III, English Language Acquisition Grant.

# Chapter 4

## **Specialized Support Services**

### **Division of Specialized Support Services**

#### **Division of Special Education**

Department of Special Education Compliance

Department of Special Education Services

Department of Special Education Systems  
and Management

Department of Special Education Prekindergarten  
and Related Services

Department of Student Well-being

Department of Student Support and Attendance Services

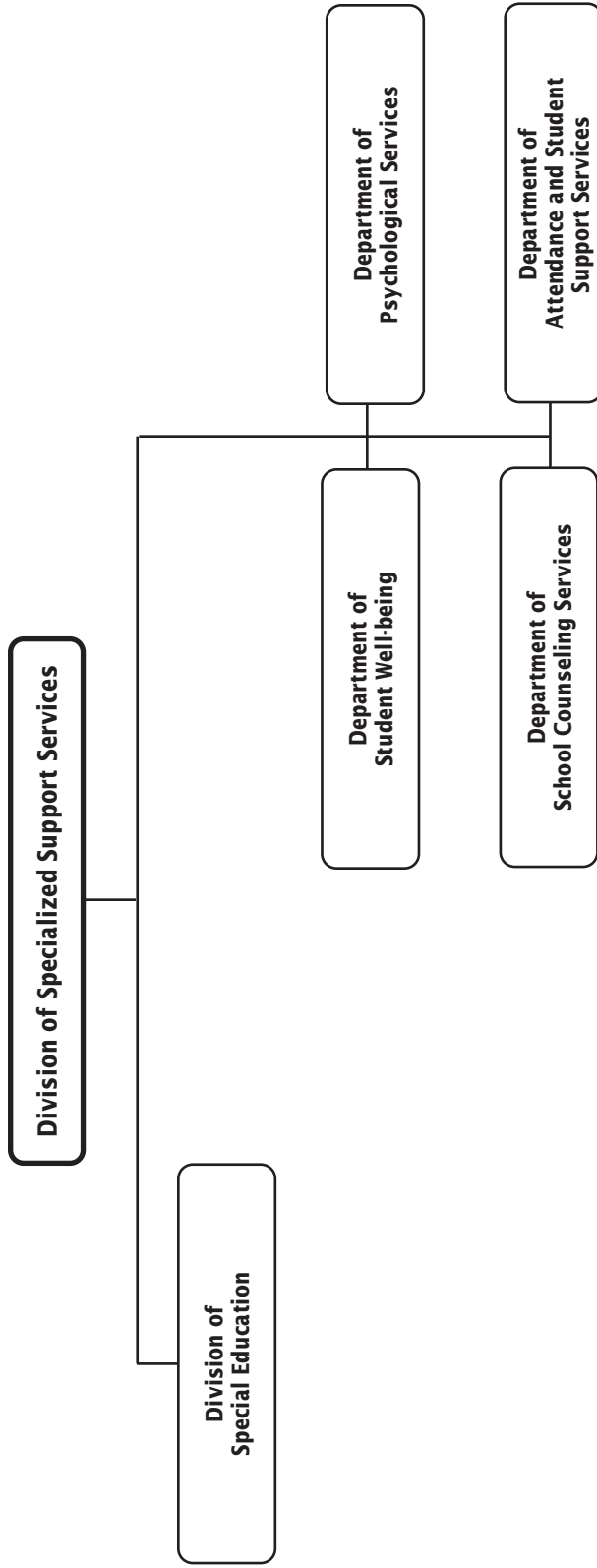
Department of Psychological Services

Department of School Counseling Services



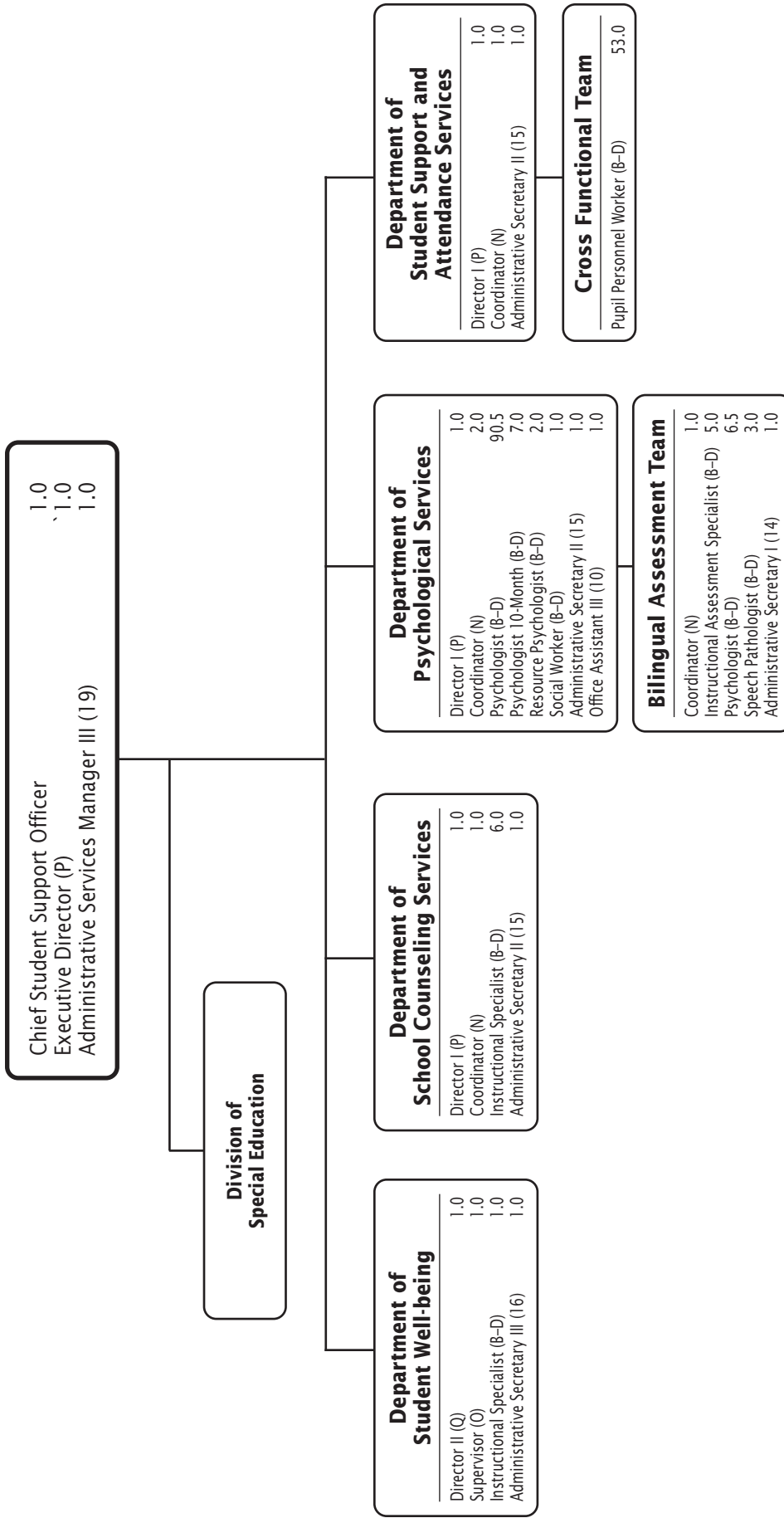
Specialized Support Services

# Specialized Support Services—Overview

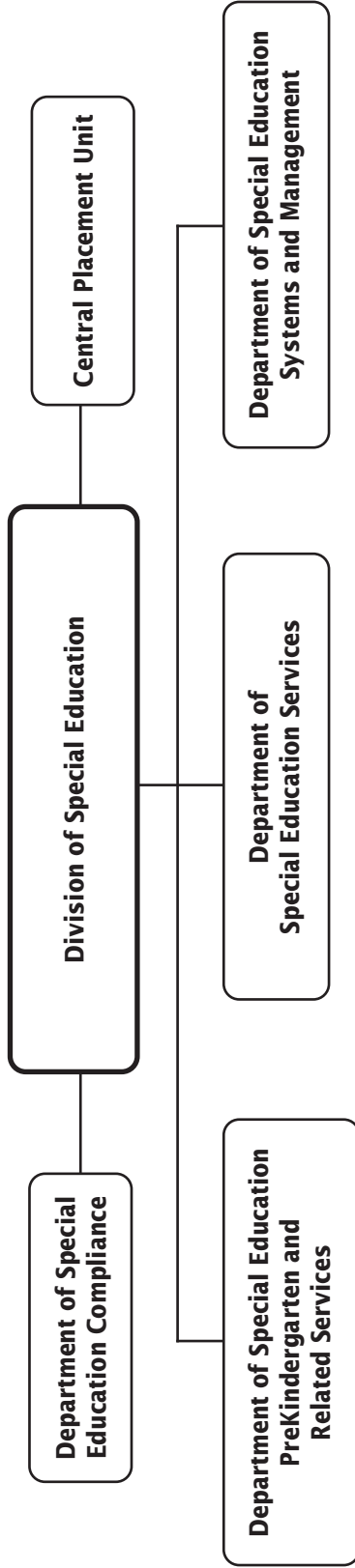


F.T.E. Positions 756.9522

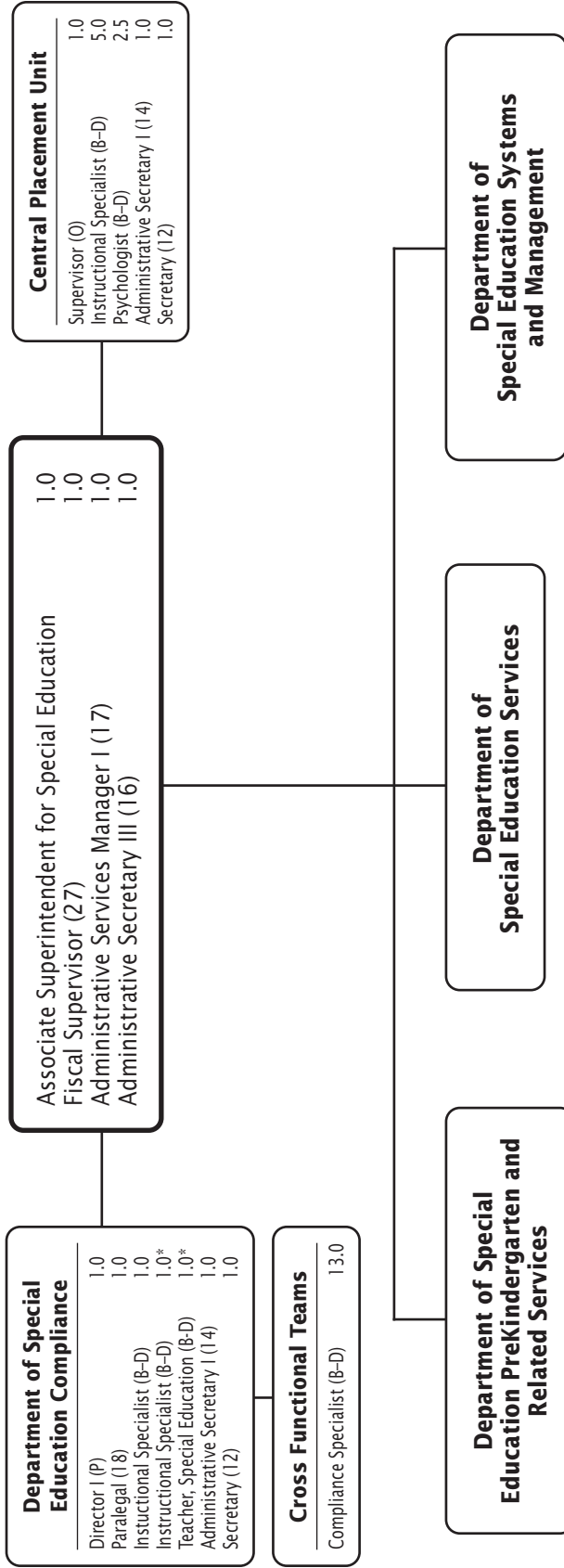
# Division of Specialized Support Services



# Special Education—Overview



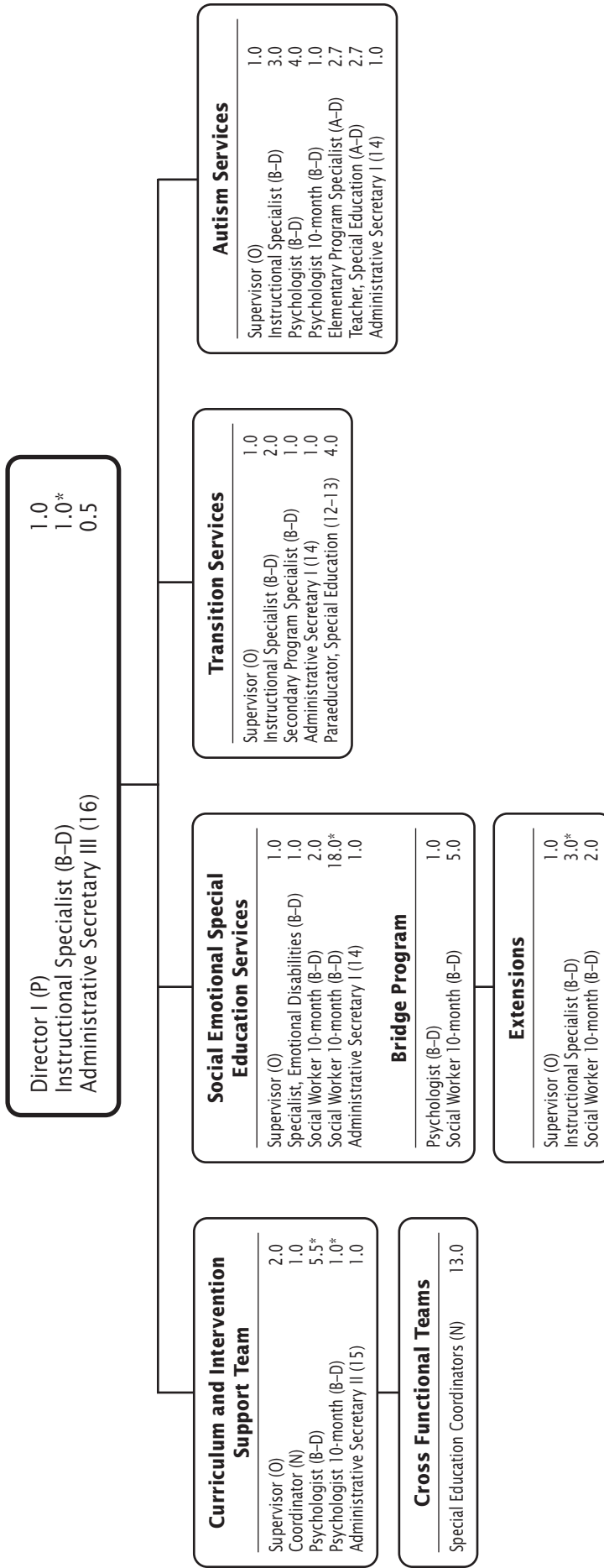
# Division of Special Education



F.T.E. Positions 34.5

\*Positions funded by the by the IDEA grant.

# Department of Special Education Services

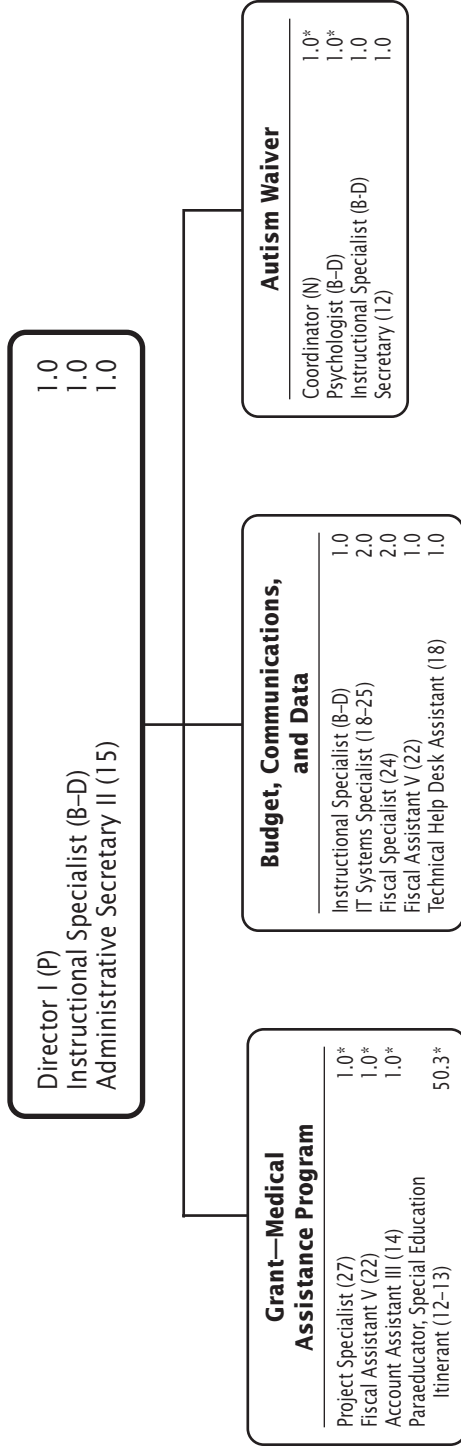


F.T.E. Positions 85.4

\*Positions funded by the IDEA grant from the Department of Special Education Systems and Management within this chapter, are reflected on this chart.

## FY 2026 OPERATING BUDGET

# Department of Special Education Systems and Management



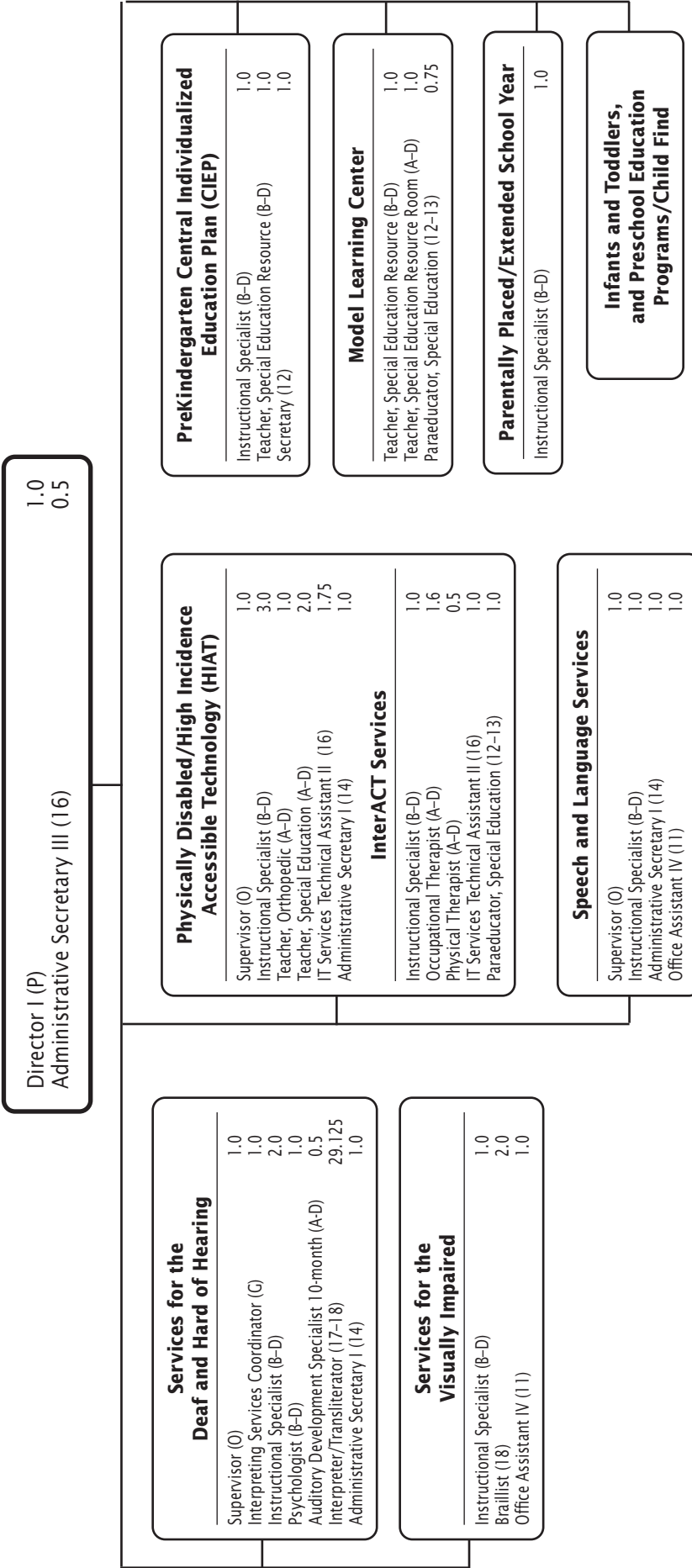
F.T.E. Positions 67.3

\*Positions funded by the Medical Assistance Program Grant.

In addition, 30.5 positions funded by the IDEA grant are reflected on the organizational charts with this chapter as follows; 28.5 positions in the Department of Special Education Services, and 2.0 positions in the Division of Special Education chart.

## FY 2026 OPERATING BUDGET

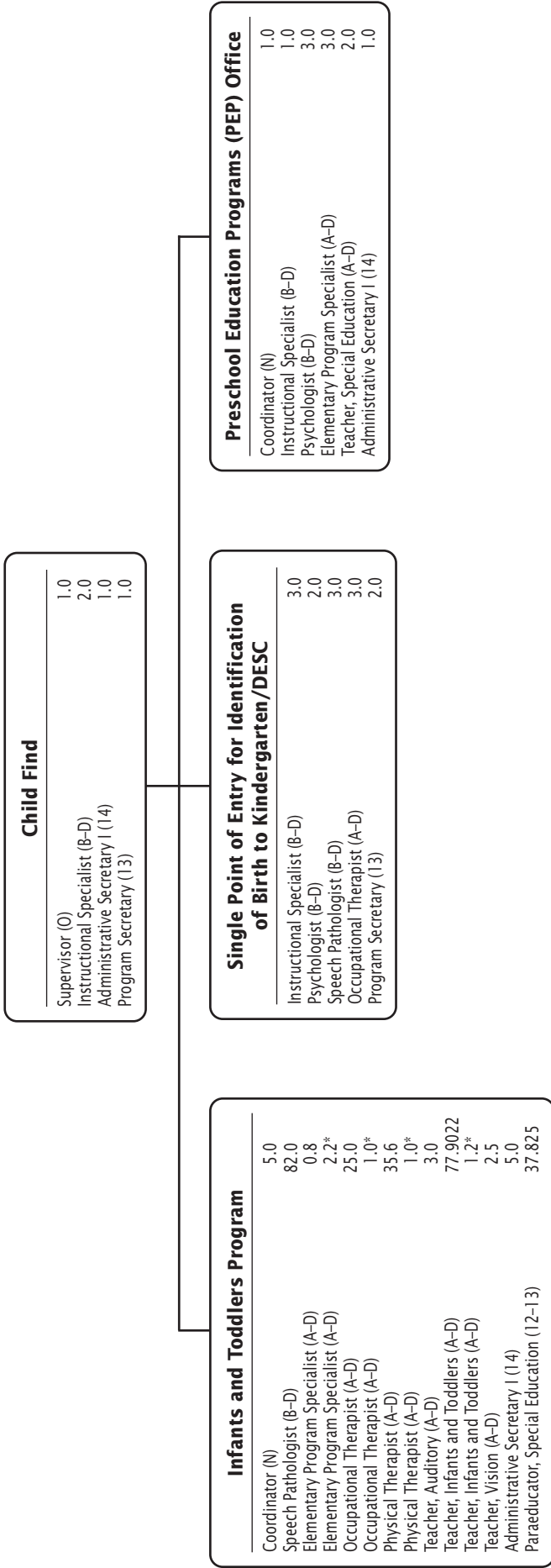
# Department of Special Education PreKindergarten and Related Services



F.T.E. Positions 66.725

FY 2026 OPERATING BUDGET

# Infants and Toddlers and Preschool Education Programs



F.T.E. Positions 309.0272  
 \*Positions funded by the Montgomery County  
 Infants and Toddlers Program Grant.

# Chapter 5

## **Equity and Organizational Development**

### **Division of Equity and Organizational Development**

Department of Systemwide Equity

Department of Professional Learning

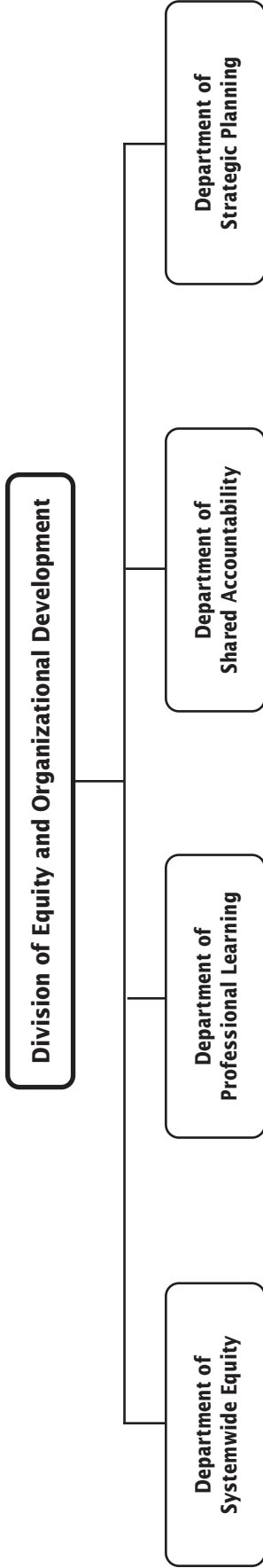
Department of Strategic Planning

Department of Shared Accountability



Equity and Organizational Development

# Equity and Organizational Development—Overview



F.T.E. Positions 95.5

**FY 2026 OPERATING BUDGET**

# Division of Equity and Organizational Development

Chief Equity and Development Officer	1.0
Fiscal Specialist II (25)	1.0
Administrative Services Manager III (19)	1.0

# Department of Systemwide Equity

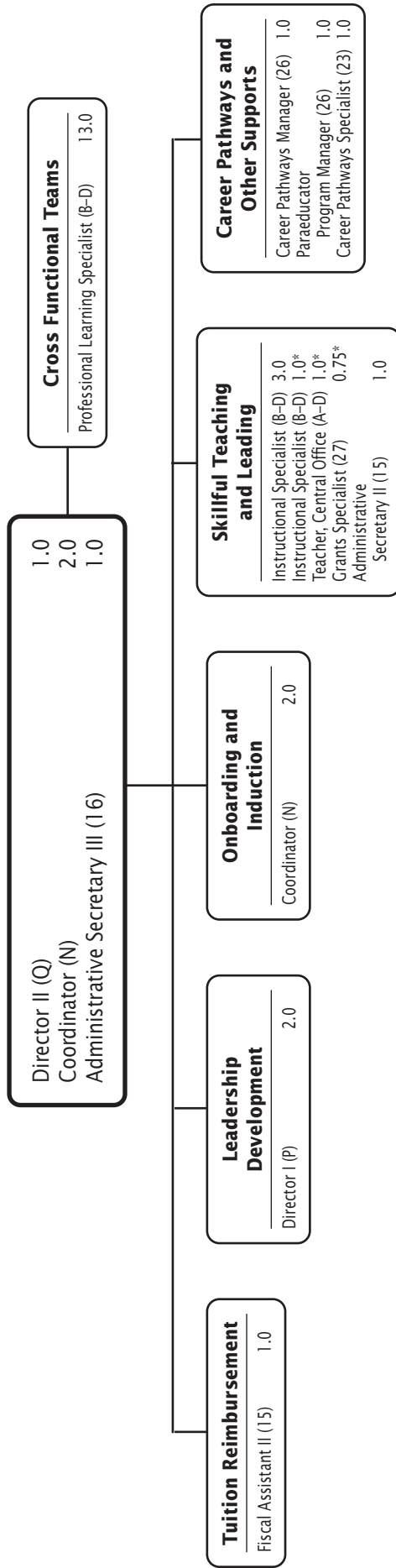
Director II (Q)	1.0
Instructional Specialist (B-D)	5.0
Instructional Specialist (B-D)	1.0*
Administrative Secretary III (16)	1.0

F.T.E. Positions 8.0

\*Positions funded by the Title IV, Student Support and Academic Enrichment Grant

## FY 2026 OPERATING BUDGET

# Department of Professional Learning



F.T.E. Positions 32.75

\*Positions funded by the Title II, Part A Supporting Effective Instruction Grant

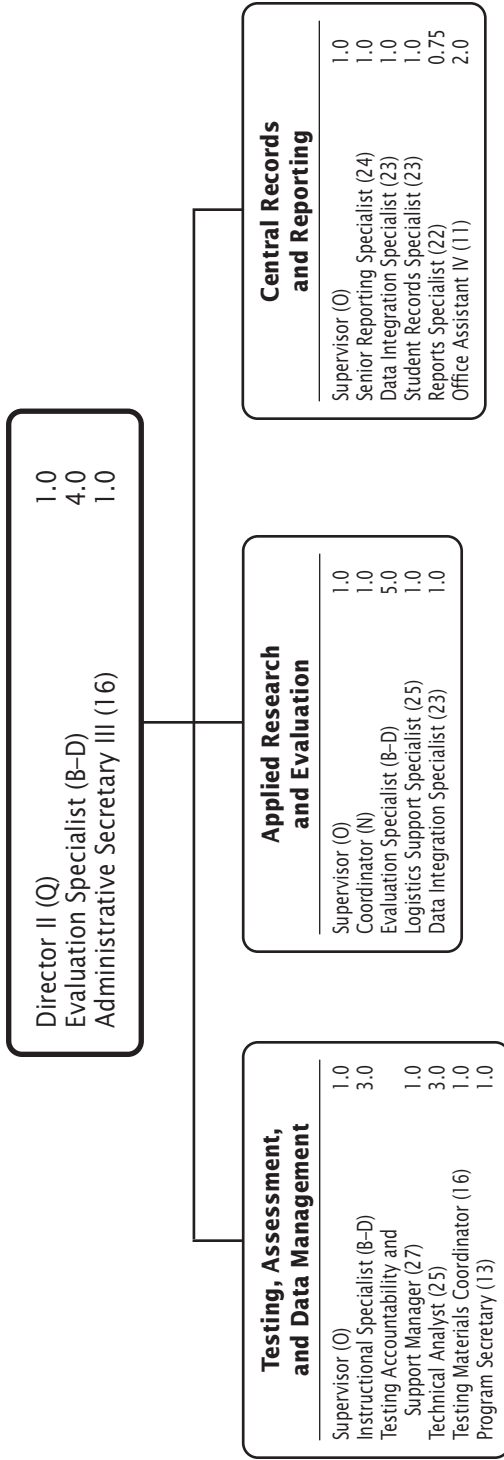
In addition, 19.0 positions funded by the Title II, Part A Supporting Effective Instruction Grant are reflected on the Department of Human Resources Information Systems and Evaluation organizational chart in Chapter 9, Human Resources and Talent Management.

## FY 2026 OPERATING BUDGET

# Department of Strategic Planning

Director I (P)	1.0
Team Leader (M)	1.0
Administrative Secretary II (15)	1.0

# Department of Shared Accountability



F.T.E. Positions 31.75

## FY 2026 OPERATING BUDGET

# Chapter 6

## Technology Services

### Division of Technology Services

Department of Business Information Systems

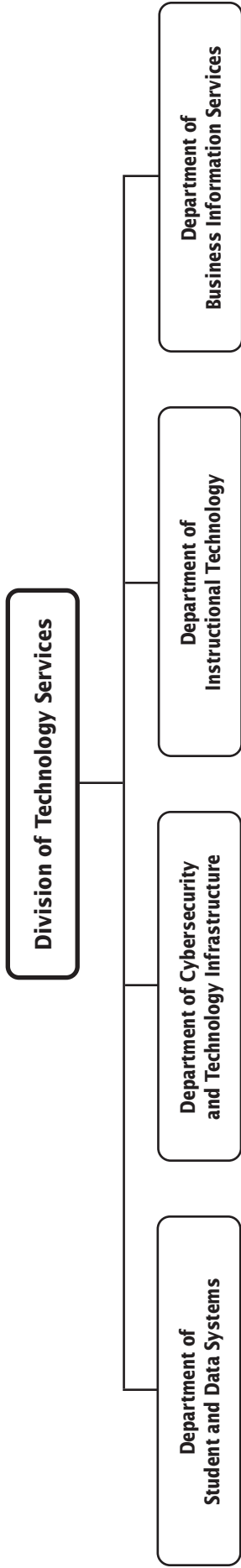
Department of Cybersecurity and Infrastructure

Department of Student and Data Systems

Department of Instructional Technology



# Technology Services—Overview

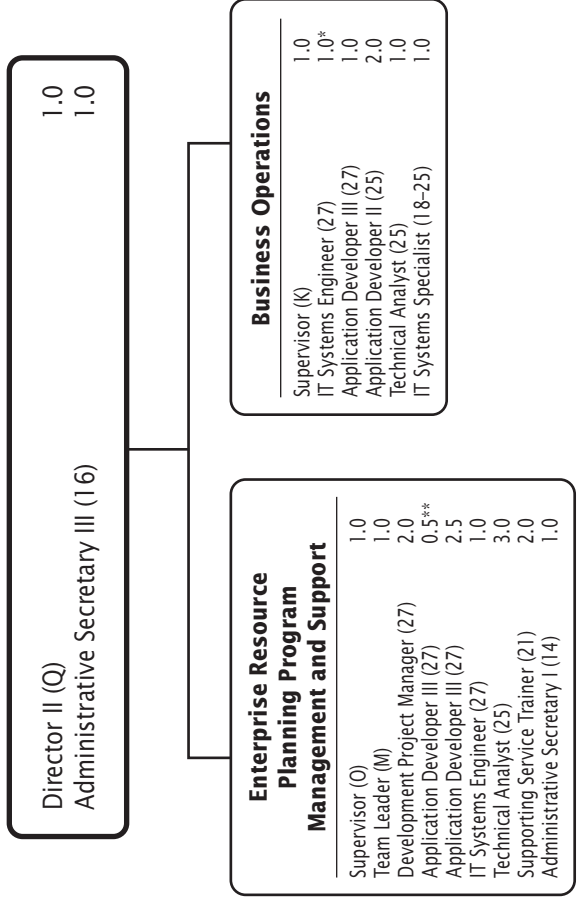


F.T.E. Positions 140.5  
In addition, there are 22.5 positions funded by the  
Capital Improvements Program Budget and a 0.5  
position funded by the Employee Benefits Trust Fund.

# Division of Technology Services

Chief Technology Officer	1.0
Fiscal Specialist II (25)	1.0
Administrative Services Manager III (19)	1.0

# Department of Business Information Services



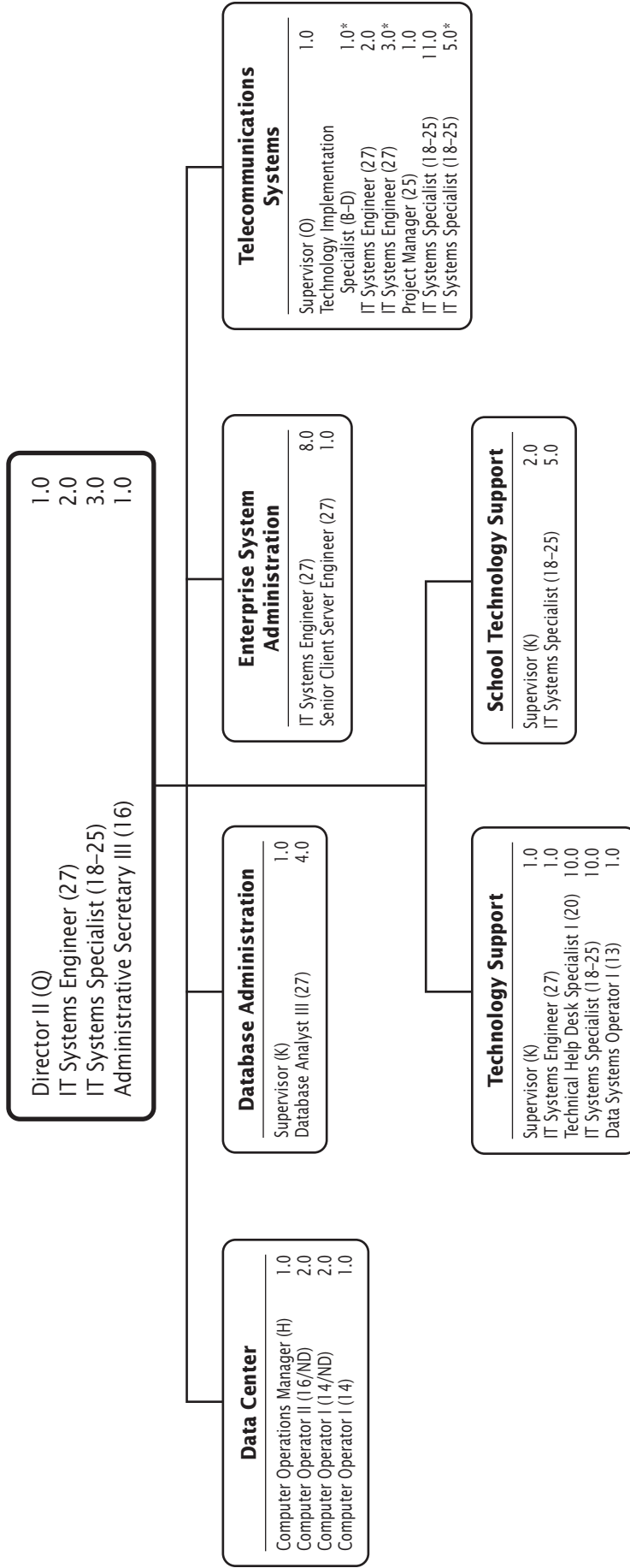
F.T.E. Positions 23.0

\*This chart includes a position funded by the Capital Improvements Program Budget.

\*\*This chart includes a position funded by the Employee Benefits Trust Fund.

## FY 2026 OPERATING BUDGET

# Department of Cybersecurity and Technology Infrastructure



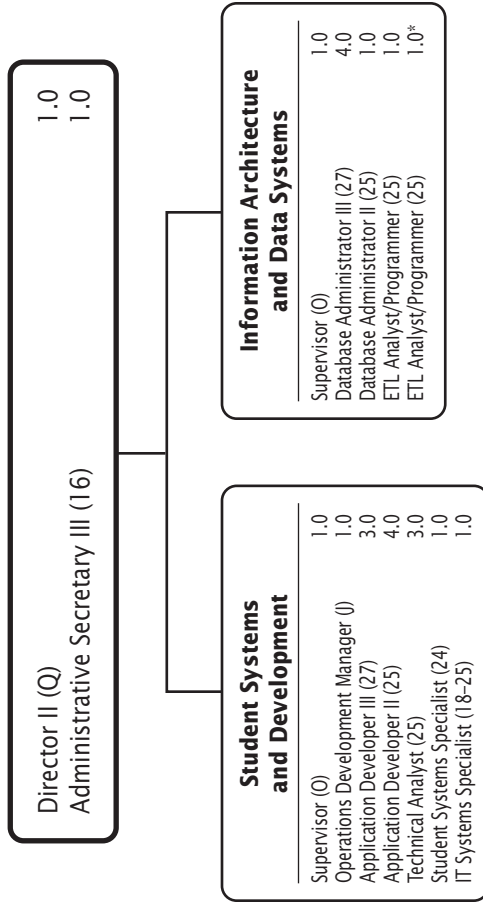
F.T.E. Positions 81.0

\*This chart includes positions funded by the Capital Improvements Program Budget.

Night Differential (ND) = Shifts 2 and 3

## FY 2026 OPERATING BUDGET

# Department of Student and Data Systems

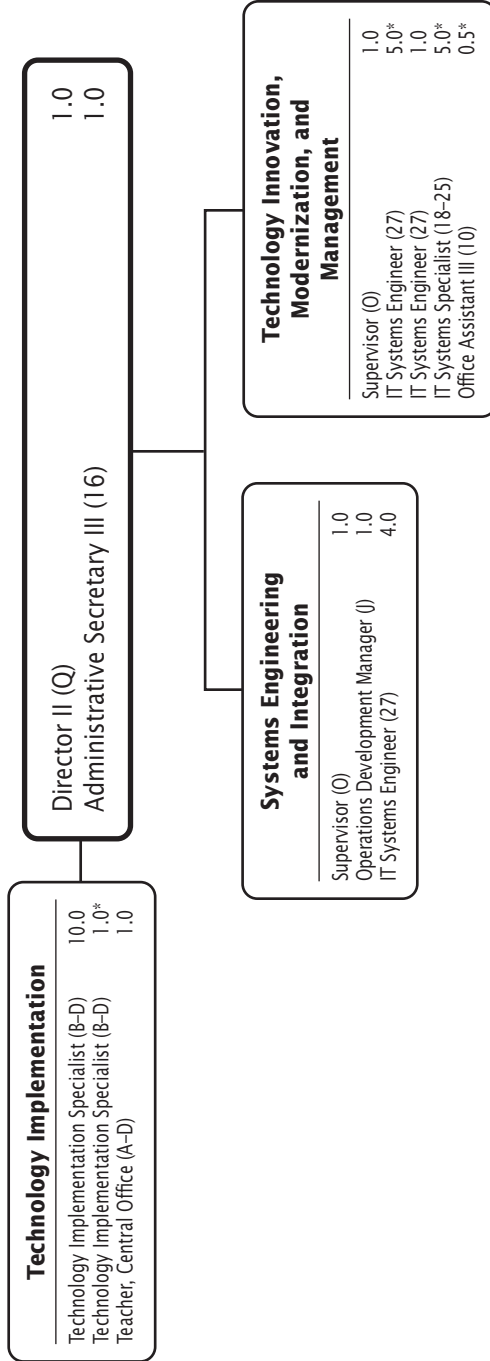


F.T.E. Positions 24.0

\*This chart includes positions funded by the Capital Improvements Program Budget.

## FY 2026 OPERATING BUDGET

# Department of Instructional Technology



F.T.E. Positions 32.5

\*This chart includes positions funded by the Capital Improvements Program Budget.

# Chapter 7

## **District Operations**

### **Division of District Operations**

#### **Division of Transportation Services**

#### **Division of Facilities Management**

Department of Facility Operations

Department of Facility Maintenance

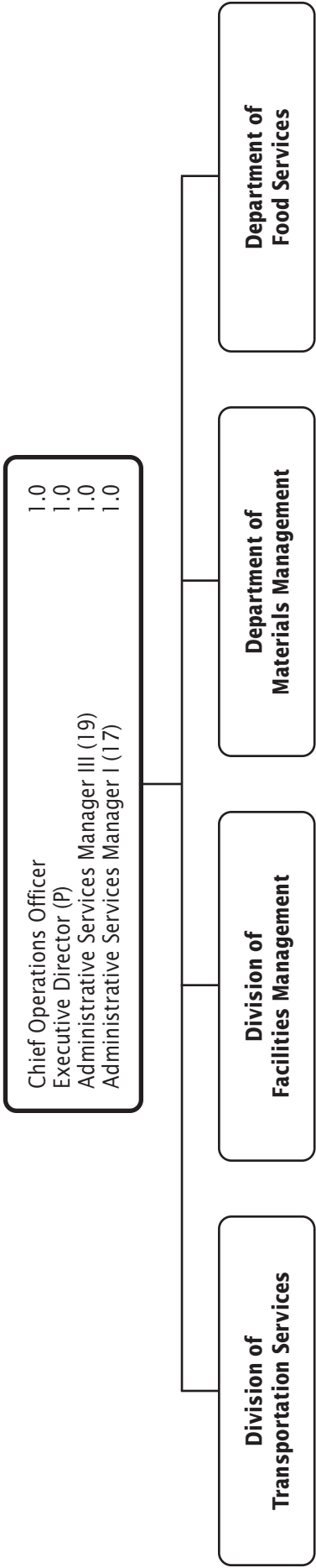
Department of Planning and Construction

#### **Department of Food Services**

#### **Department of Materials Management**



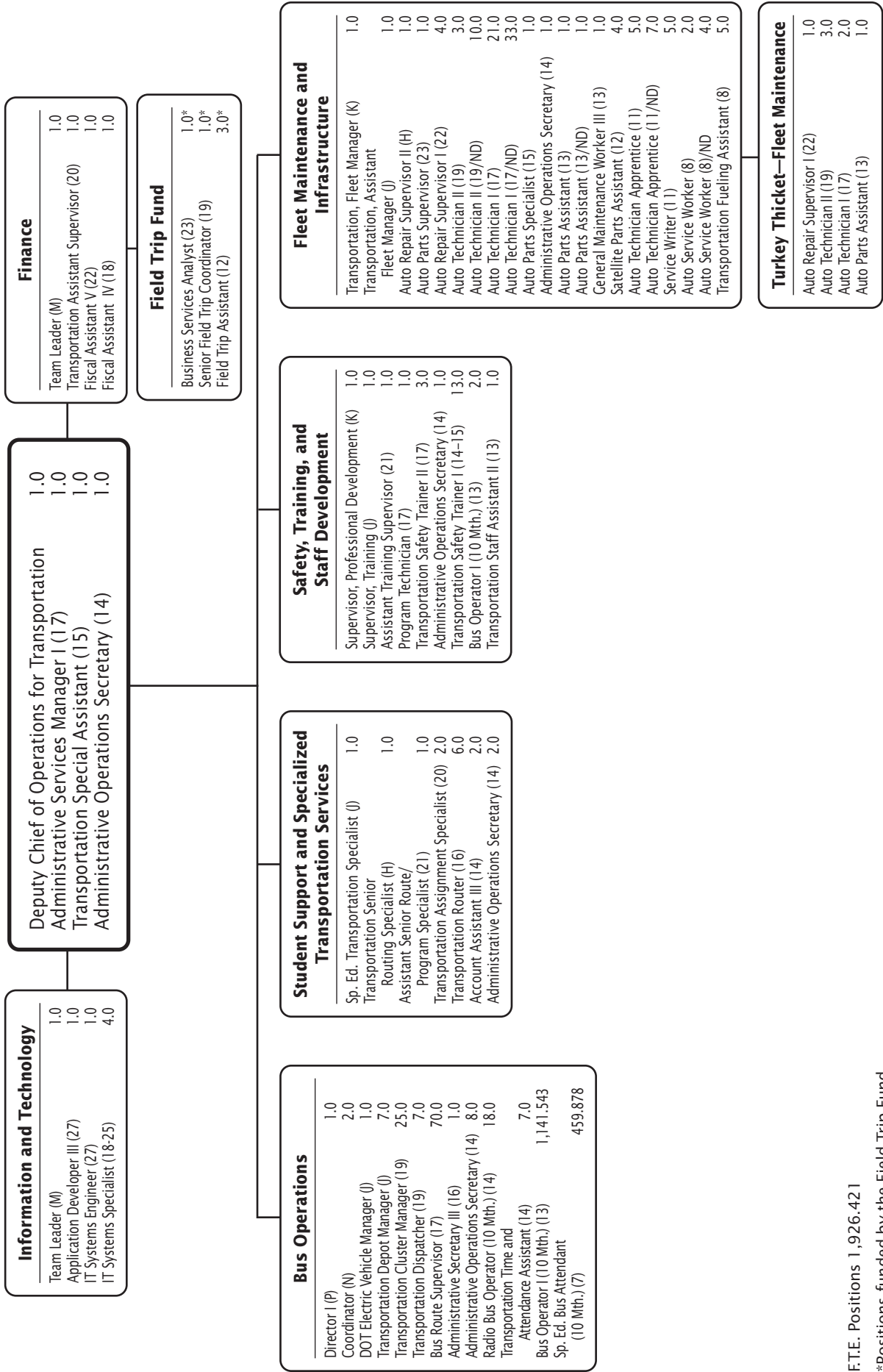
# Division of District Operations



F.T.E. Positions 4.0

**FY 2026 OPERATING BUDGET**

# Division of Transportation Services



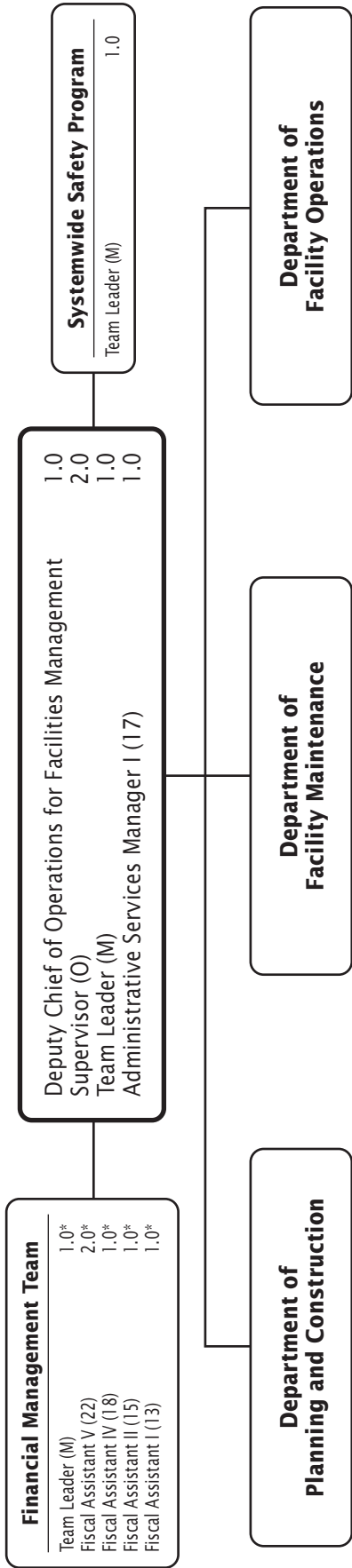
F.T.E. Positions 1,926.421

\*Positions funded by the Field Trip Fund

Night Differential (ND) = Shifts 2 and 3

## FY 2026 OPERATING BUDGET

# Division of Facilities Management

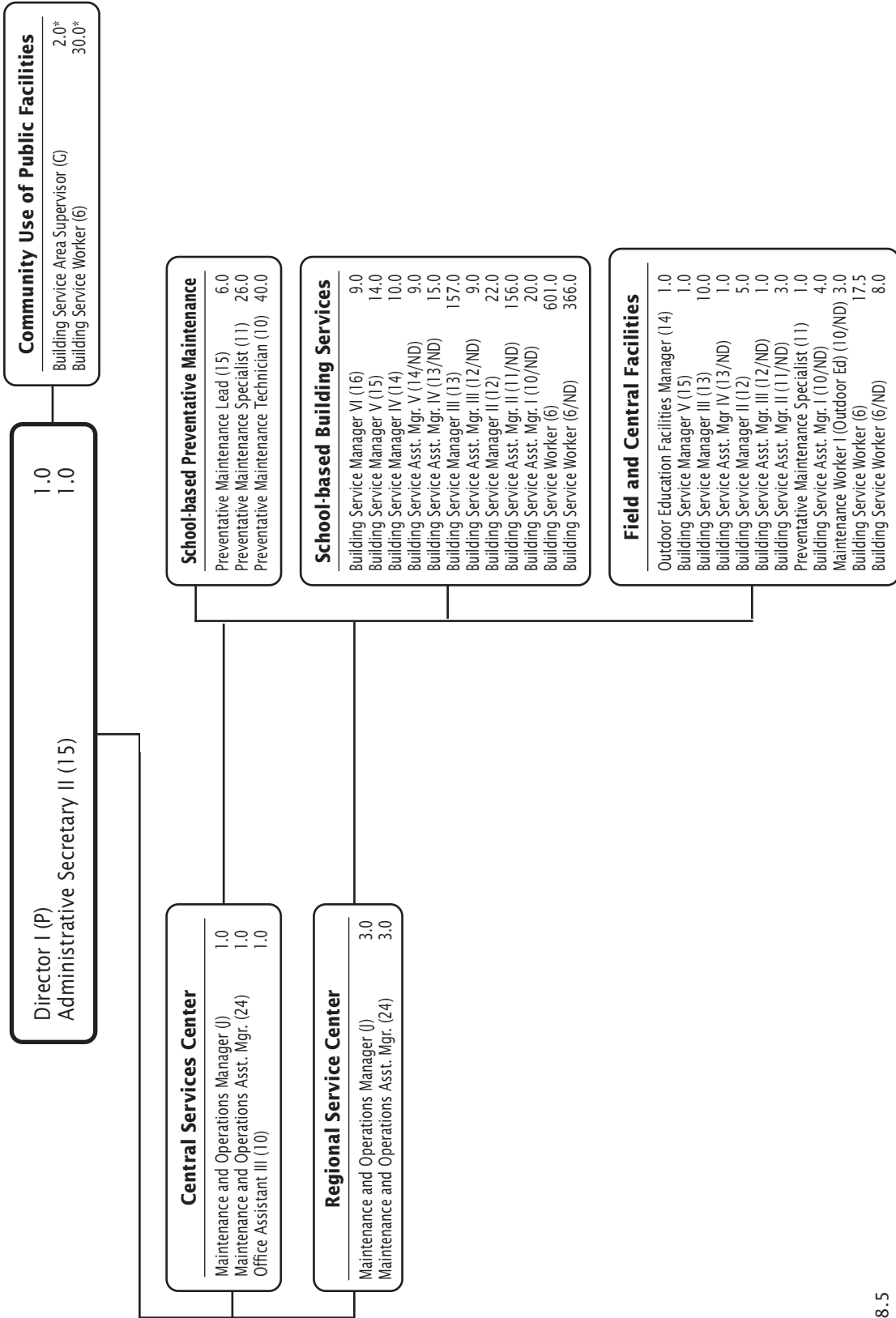


F.T.E. Positions 12.0

\*Positions funded by the Capital Improvements Program Budget.

## FY 2026 OPERATING BUDGET

# Department of Facility Operations

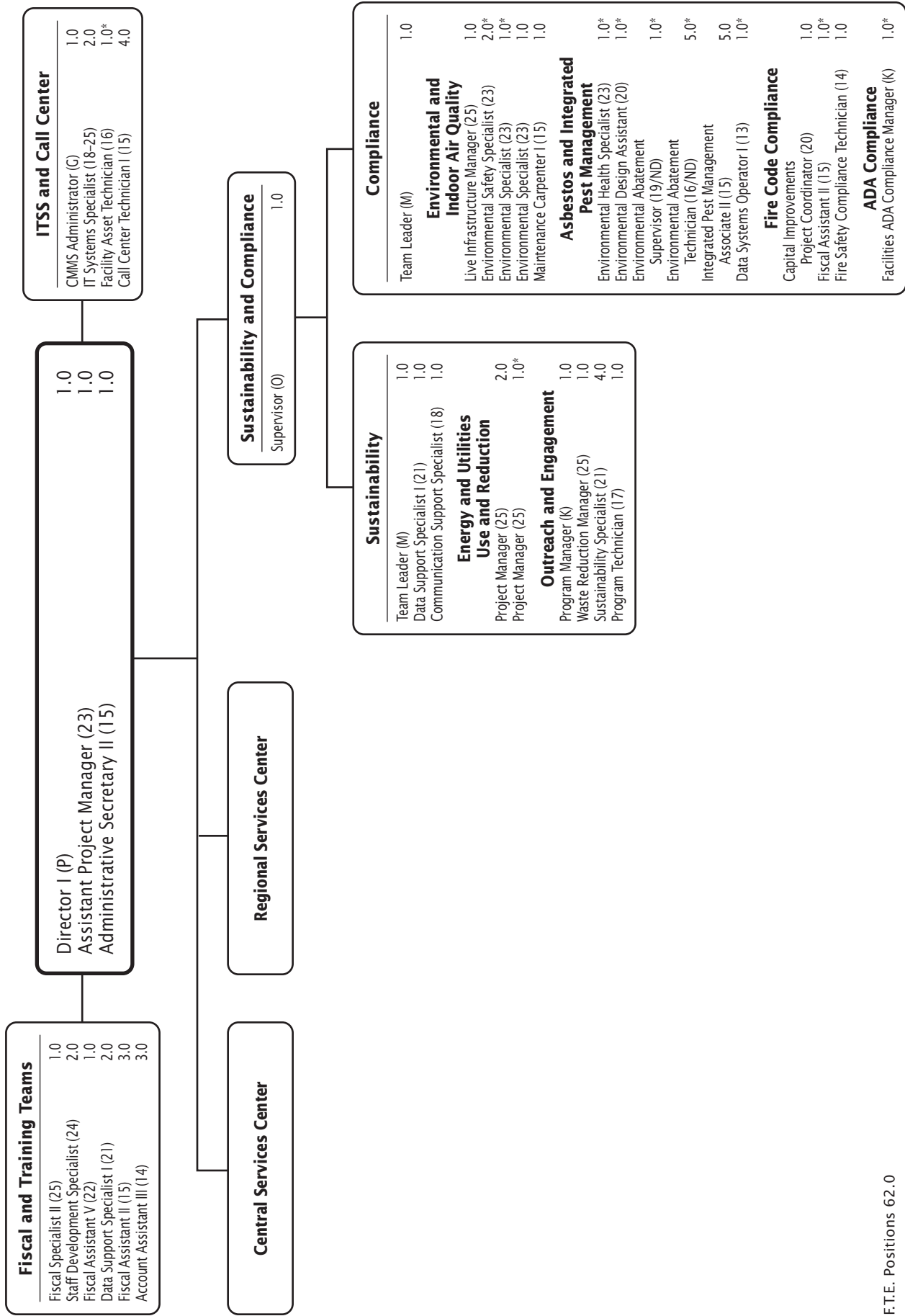


F.T.E. Positions 1,558.5

\*Positions funded by ICB.

## FY 2026 OPERATING BUDGET

# Department of Facility Maintenance



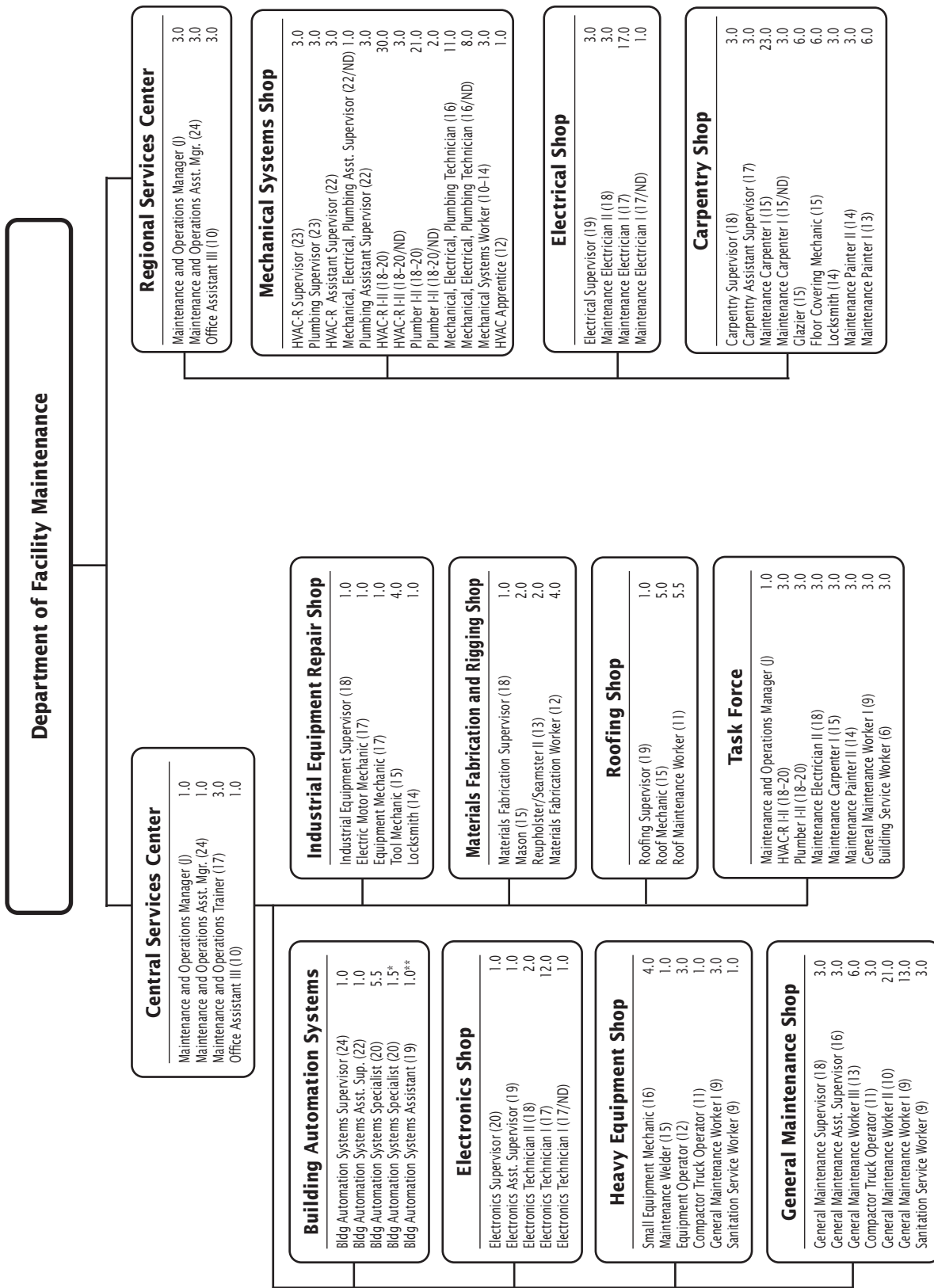
F.T.E. Positions 62.0

\*Positions funded by the Capital Improvements Program budget.

Night Differential (ND) = Shift 2

## FY 2026 OPERATING BUDGET

# Department of Facility Maintenance—Service Centers



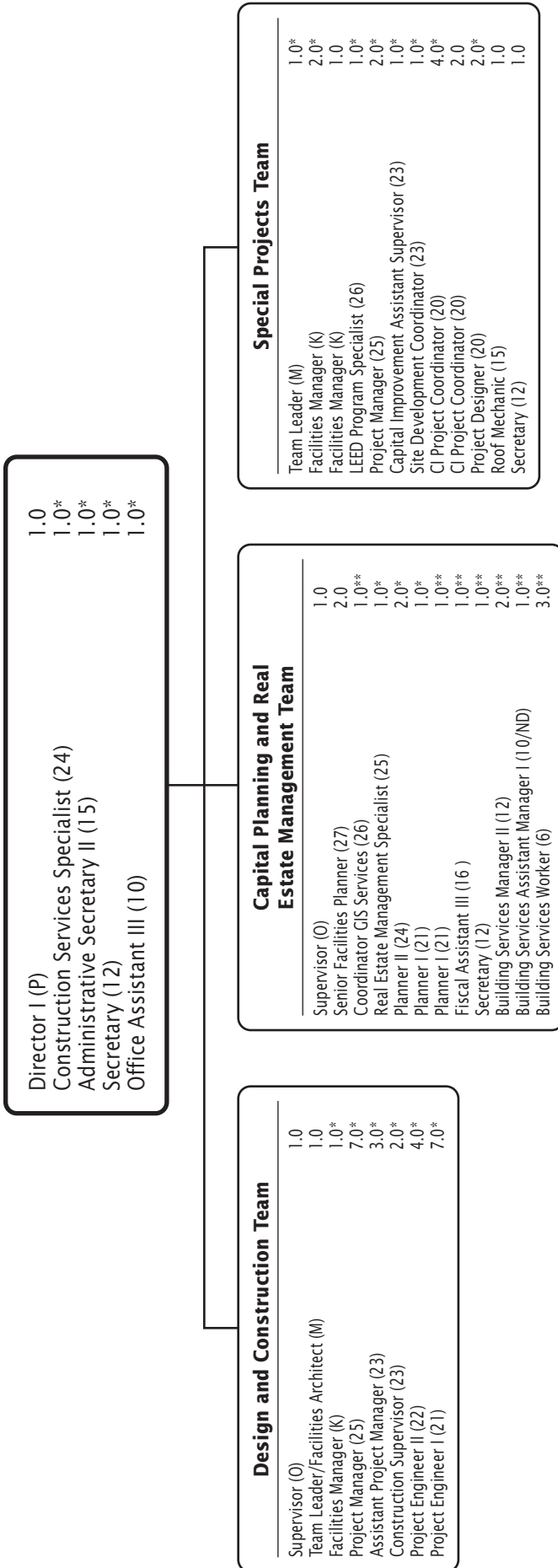
F.T.E. Positions 329.5

\*Positions funded by the Capital Improvements Program budget.

\*\*Positions funded by ICB.  
Night Differential (ND) = Shift 2

**FY 2026 OPERATING BUDGET**

# Department of Planning and Construction



**Design and Construction Team**

Supervisor (O)	1.0
Team Leader/Facilities Architect (M)	1.0
Facilities Manager (K)	1.0*
Project Manager (25)	7.0*
Assistant Project Manager (23)	3.0*
Construction Supervisor (23)	2.0*
Project Engineer II (22)	4.0*
Project Engineer I (21)	7.0*

**Capital Planning and Real Estate Management Team**

Supervisor (O)	1.0
Senior Facilities Planner (27)	2.0
Coordinator GIS Services (26)	1.0**
Real Estate Management Specialist (25)	1.0*
Planner II (24)	2.0*
Planner I (21)	1.0*
Fiscal Assistant III (16)	1.0**
Secretary (12)	1.0**
Building Services Manager II (12)	1.0**
Building Services Assistant Manager I (10/ND)	2.0**
Building Services Worker (6)	1.0**
	3.0**

**Special Projects Team**

Team Leader (M)	1.0*
Facilities Manager (K)	2.0*
Facilities Manager (K)	1.0
LEED Program Specialist (26)	1.0*
Project Manager (25)	2.0*
Capital Improvement Assistant Supervisor (23)	1.0*
Site Development Coordinator (23)	1.0*
CI Project Coordinator (20)	4.0*
CI Project Coordinator (20)	2.0
Project Designer (20)	2.0*
Roof Mechanic (15)	1.0
Secretary (12)	1.0

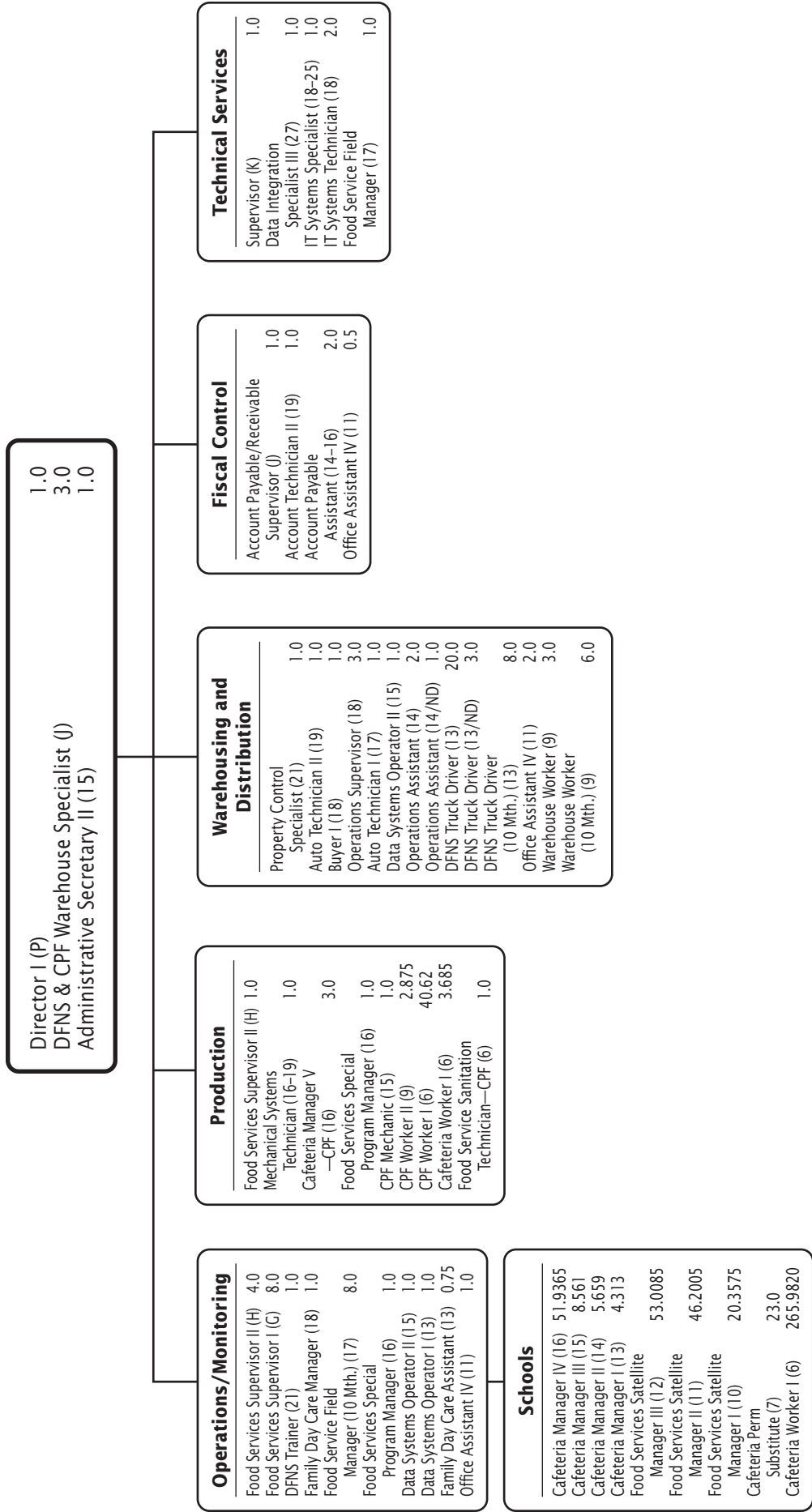
F.T.E. Positions 66.0

\*Positions funded by the Capital Improvements Program Budget.

\*\*Positions funded by the Real Estate Management Fund.

## FY 2026 OPERATING BUDGET

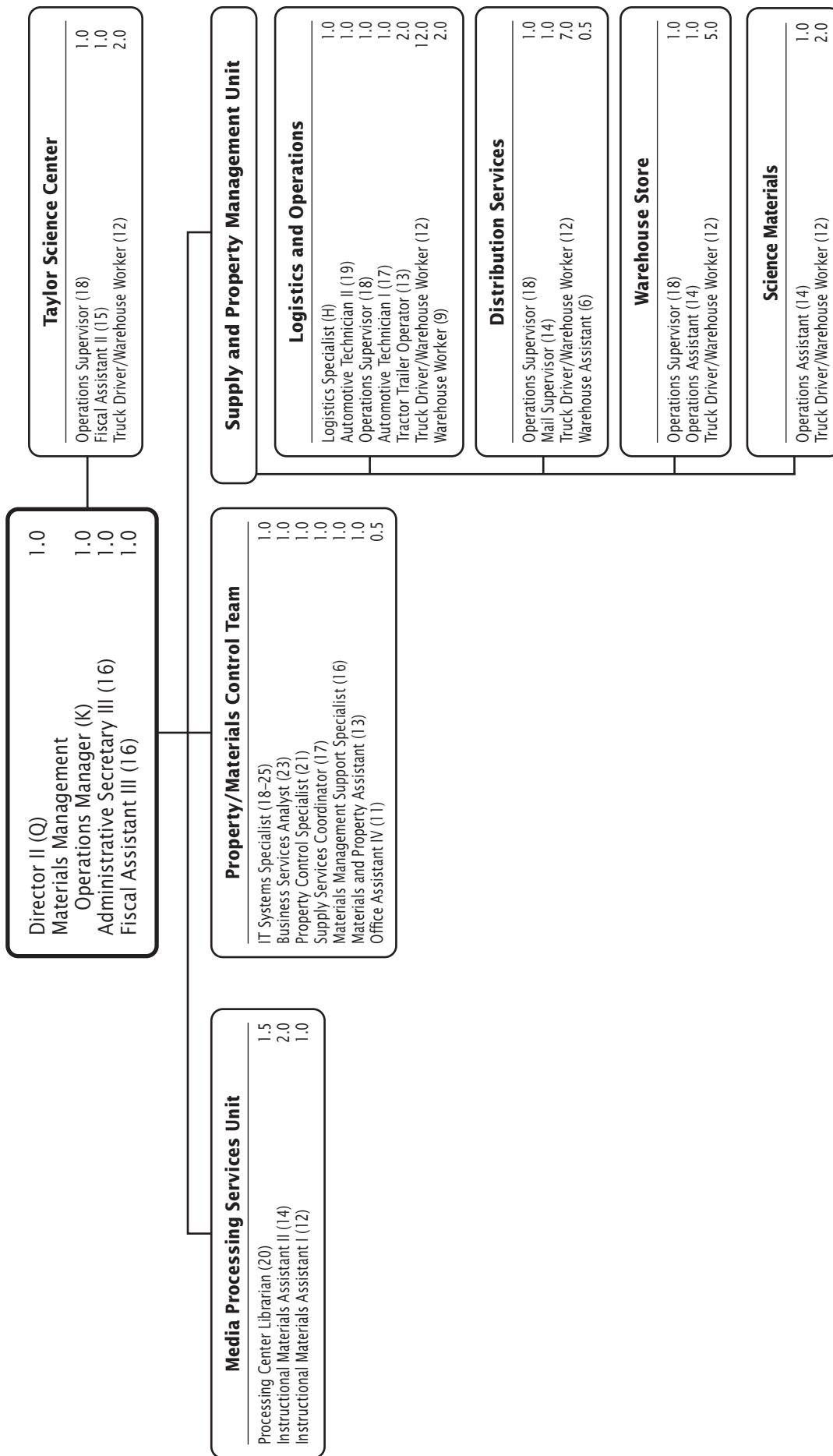
# Department of Food Services



F.T.E. Positions 629.4480  
 Positions allocated to schools also are shown on K-12 charts in Chapter 1, Schools.  
 Night Differential (ND) = Shift 3

## FY 2026 OPERATING BUDGET

# Department of Materials Management



F.T.E. Positions 58.5

## FY 2026 OPERATING BUDGET

# Chapter 8

## **Safety and Emergency Management**

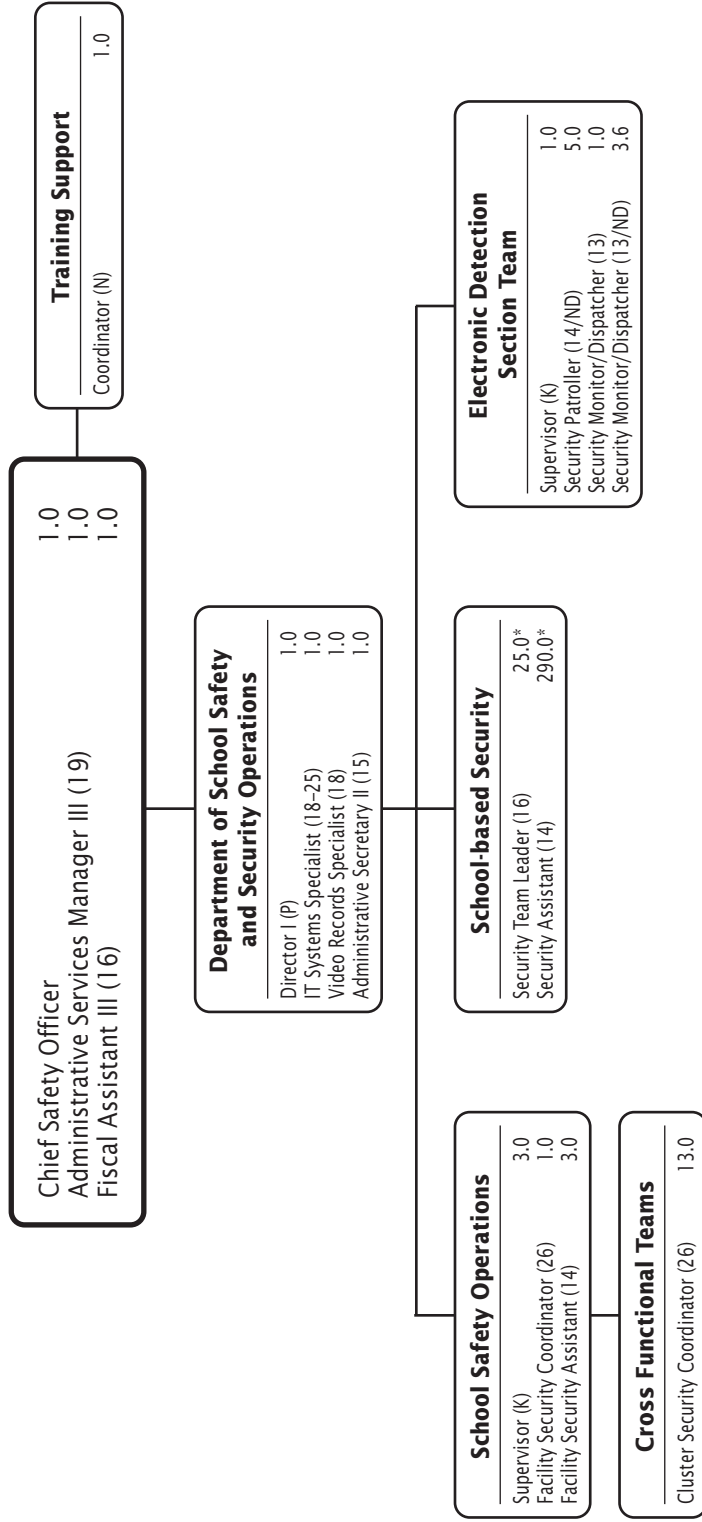
**Division of Safety and  
Emergency Management**

Department of School Safety



Safety and Emergency Management

# Division of Safety and Emergency Management



F.T.E. Positions 353.6

\*This chart includes positions that are funded in Chapter 1, Schools.

Night Differential (ND) = Shifts 2 and 3

**FY 2026 OPERATING BUDGET**

# Chapter 9

## **Human Resources and Talent Management**

### **Division of Human Resources and Talent Management**

Department of Talent Acquisition

Department of Compliance and Investigation

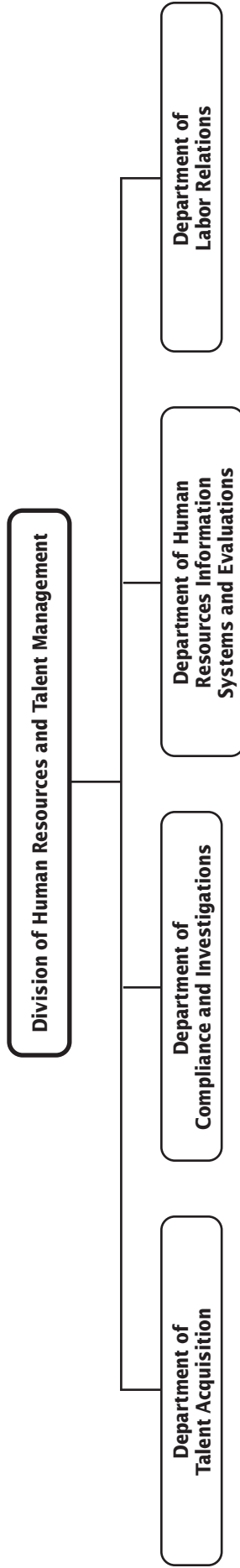
Department of Human Resources

Information Systems and Evaluations

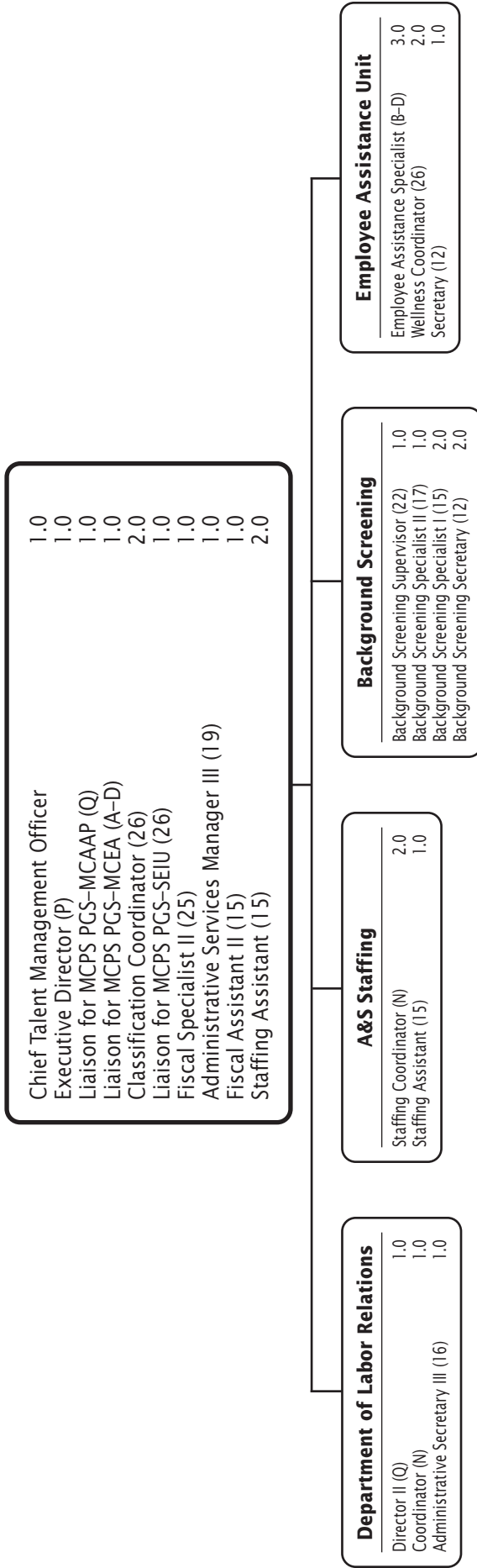


Human Resources and Talent Management

# Human Resources and Talent Management—Overview



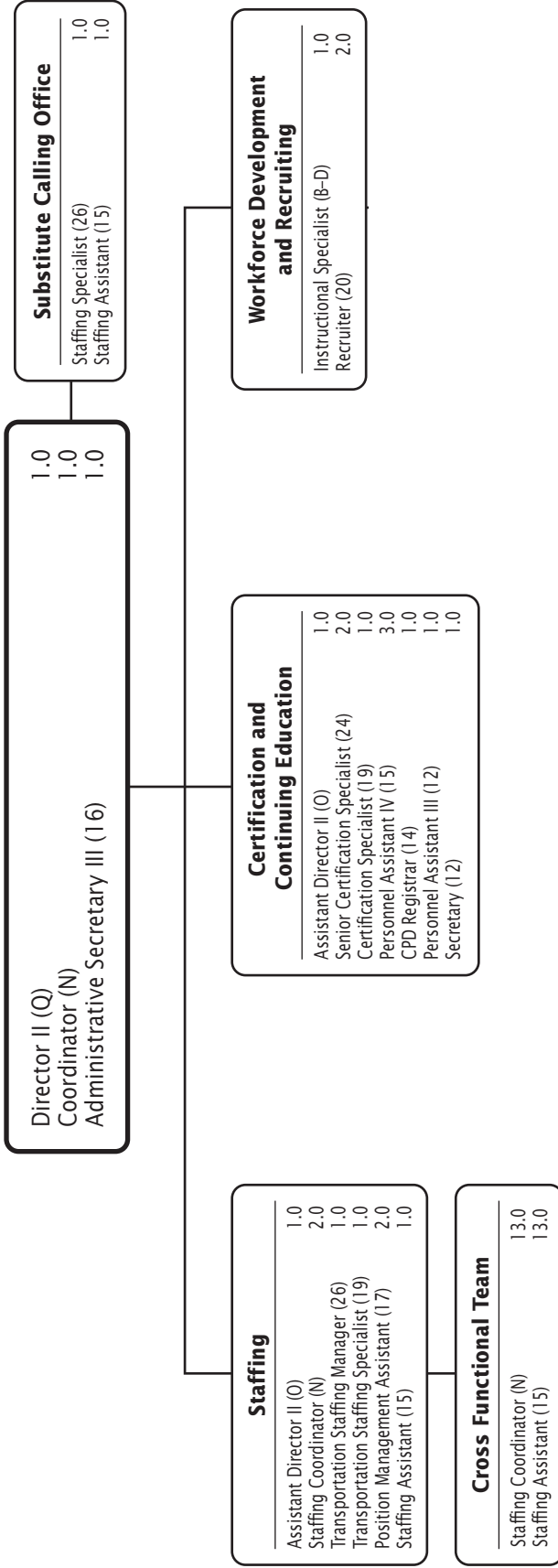
# Division of Human Resources and Talent Management



F.T.E. Positions 30.0

## FY 2026 OPERATING BUDGET

# Department of Talent Acquisition



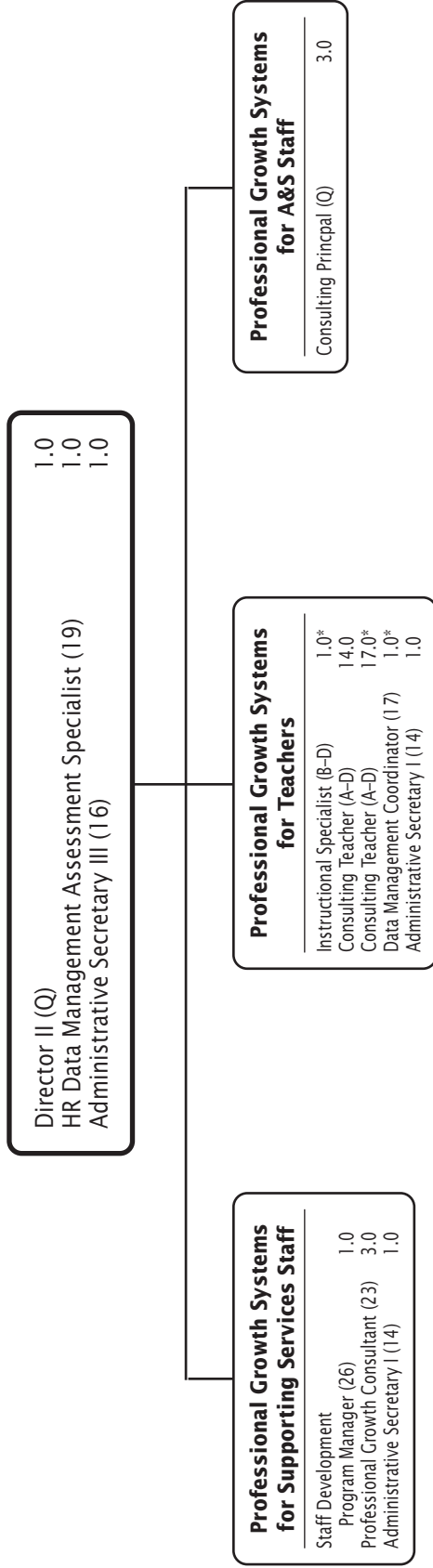
F.T.E. Positions 52.0

**FY 2025 OPERATING BUDGET**

# Department of Compliance and Investigation

Director II (Q)	1.0
Coordinator (N)	3.0
Investigation Specialist (25)	6.0
Administrative Secretary III (16)	1.0
Background Screening Specialist I (15)	1.0
Administrative Secretary I (14)	1.0

# Department of Human Resources Information Systems and Evaluations



F.T.E. Positions 45.0

\*Positions funded by the Title II, Part A Supporting Effective Instruction grant from the Department of Professional Learning in Chapter 5, Equity and Organizational Development, are reflected on this chart.

## FY 2026 OPERATING BUDGET

# Chapter 10

## Financial Management

### Division of Financial Management

Division of Financial Oversight

Department of Controller

Department of Employee and Retiree Services

Department of Management and Budget

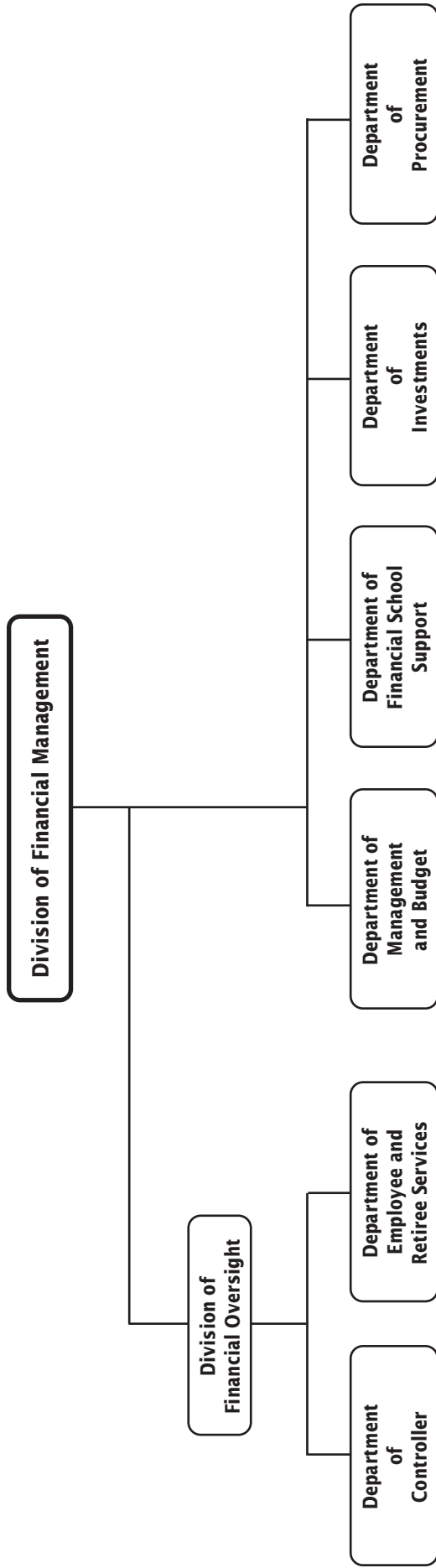
Department of Financial School Support

Department of Investments

Department of Procurement



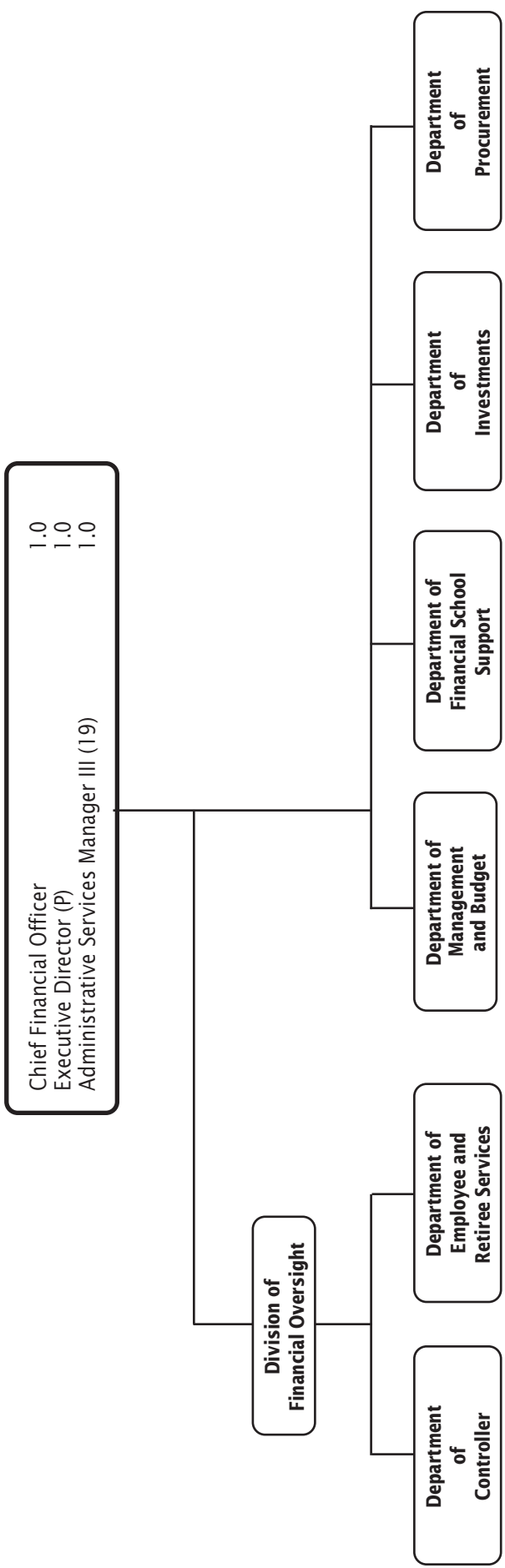
# Financial Management—Overview



F.T.E. Positions 103.0

In addition, there are 20.0 positions funded by the Employee Benefits Trust Fund and 8.0 positions funded by the Employee Pension Fund. These non-operating budget positions are noted on other charts in this chapter.

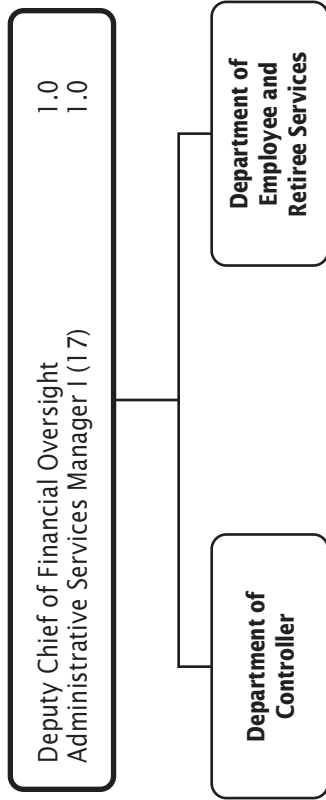
# Division of Financial Management



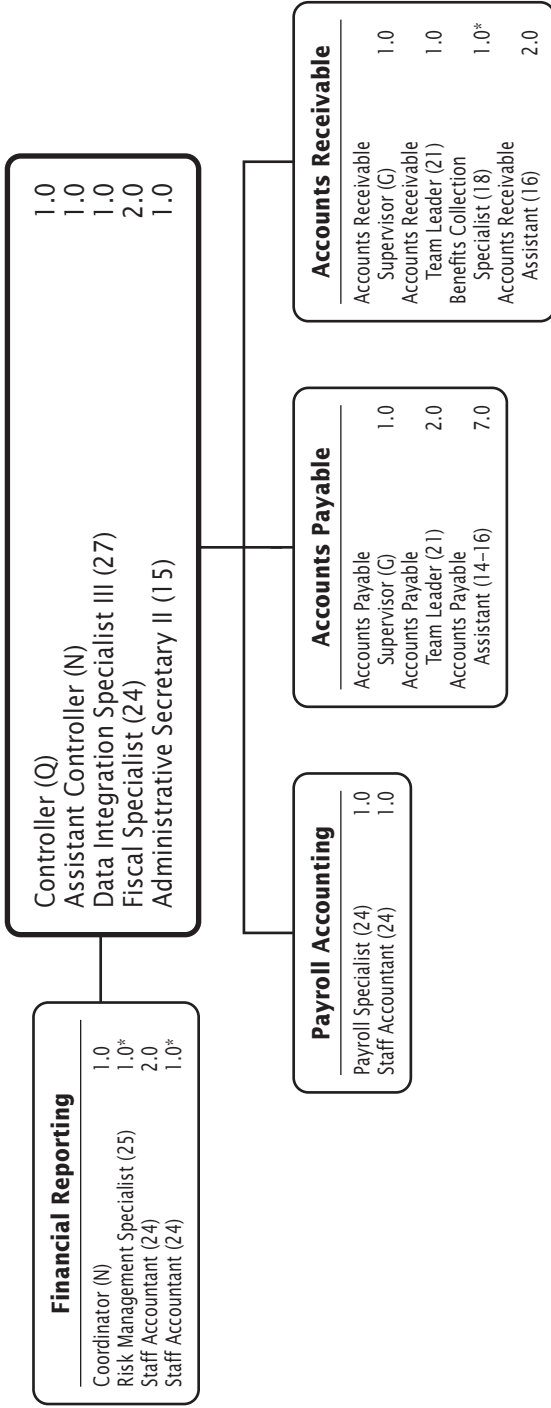
F.T.E. Positions 3.0

## FY 2026 OPERATING BUDGET

# Division of Financial Oversight



# Department of Controller

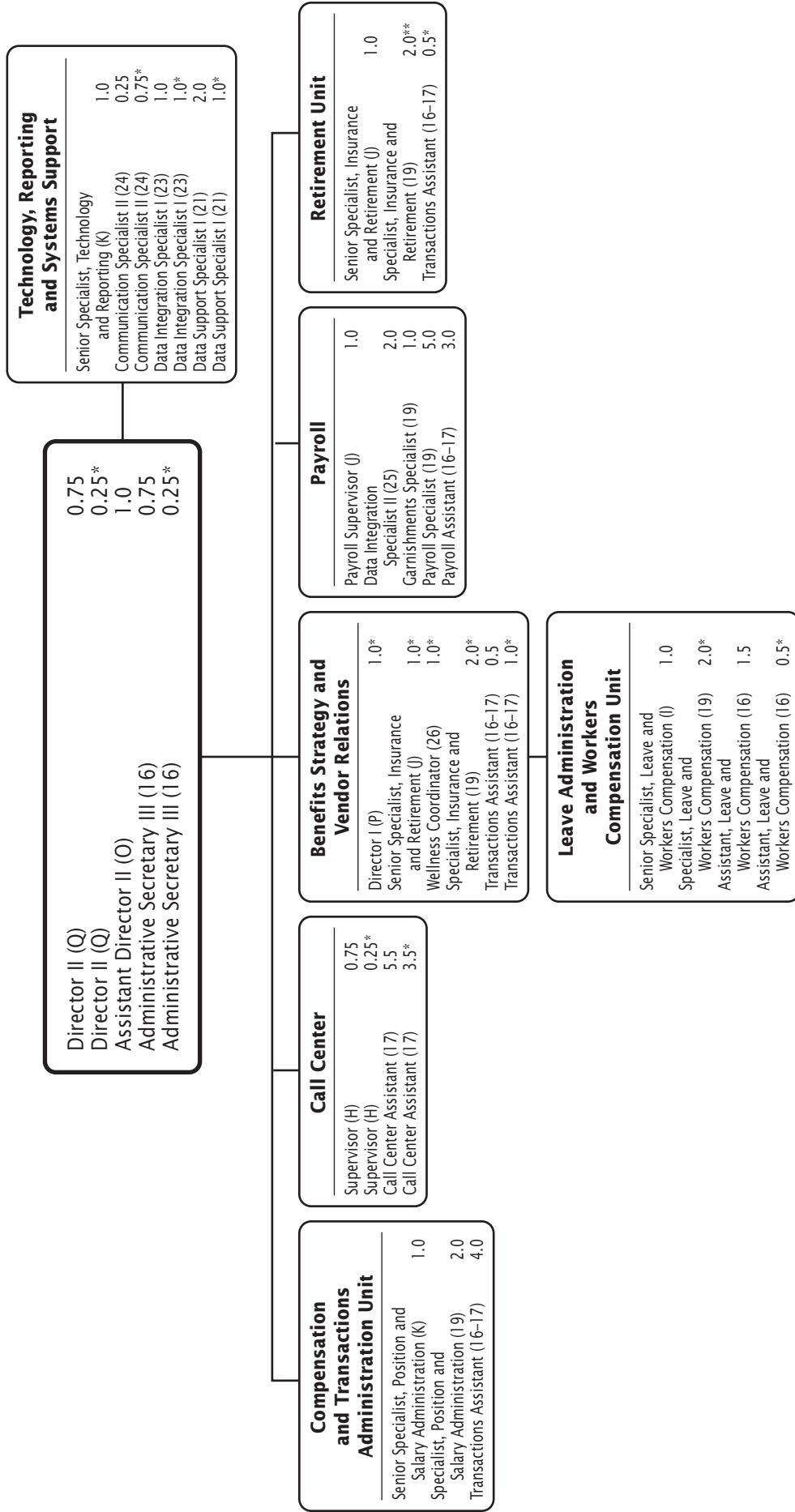


F.T.E. Positions 28.0

\*Positions funded by the Employee Benefits Trust Fund.

## FY 2026 OPERATING BUDGET

# Department of Employee and Retiree Services



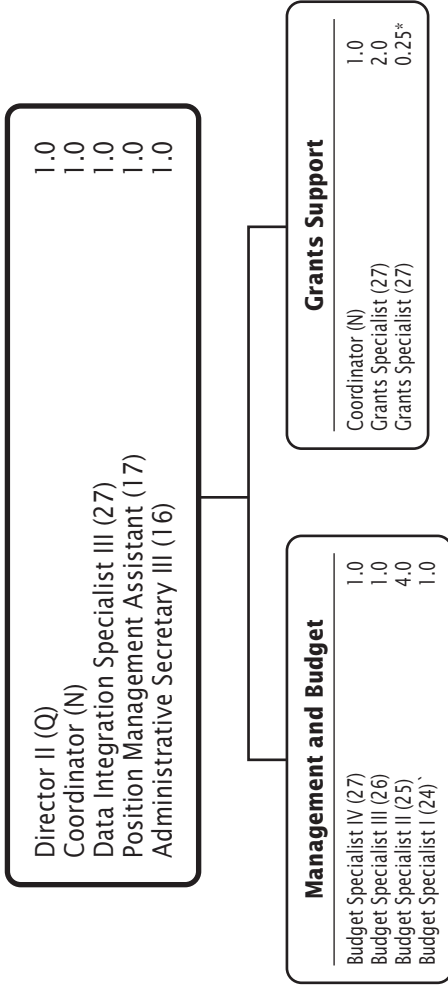
F.T.E. Positions 54.0

\*Positions funded by the Employee Benefits Trust Fund.

\*\*Positions funded by the Employee Pension Trust Fund.

## FY 2026 OPERATING BUDGET

# Department of Management and Budget



F.T.E. Positions 15.25

\*Position funded by the Title IV, Student Support and Academic Enrichment grant in Chapter 3, Teaching and Learning, is reflected on this chart.

## FY 2026 OPERATING BUDGET

# Department of Financial School Support

Director I (P)	1.0
Team Leader (M)	1.0
Fiscal Specialist (24)	1.0
Fiscal Assistant IV (18)	3.0

# Department of Investments

Director I (P)	1.0*
Senior Manager (M)	2.0*
Investment Analyst (26)	1.0*
Fiscal Assistant V (22)	1.0*
Fiscal Assistant V (22)	1.0**
Administrative Secretary II (15)	1.0*

F.T.E. Positions 7.0

\*Positions funded by the Employee Pension fund.

\*\*Positions funded by the Employee Benefits Trust Fund.

## FY 2026 OPERATING BUDGET

# Department of Procurement

Director I (P)	1.0
Senior Buyer (J)	1.0
Business Services Analyst (23)	1.0
Buyer II (22)	3.0
Contract Administrator (20)	2.0
Buyer I (18)	3.0
Data Management Coordinator (17)	1.0
Administrative Secretary II (15)	1.0
Buyer Assistant II (14)	3.0

F.T.E. Positions 16.0

**FY 2026 OPERATING BUDGET**

# Chapter 11

## **Community Engagement and Communications**

### **Chief of Staff**

**Division of Family and Community Engagement**

Department of Family Engagement

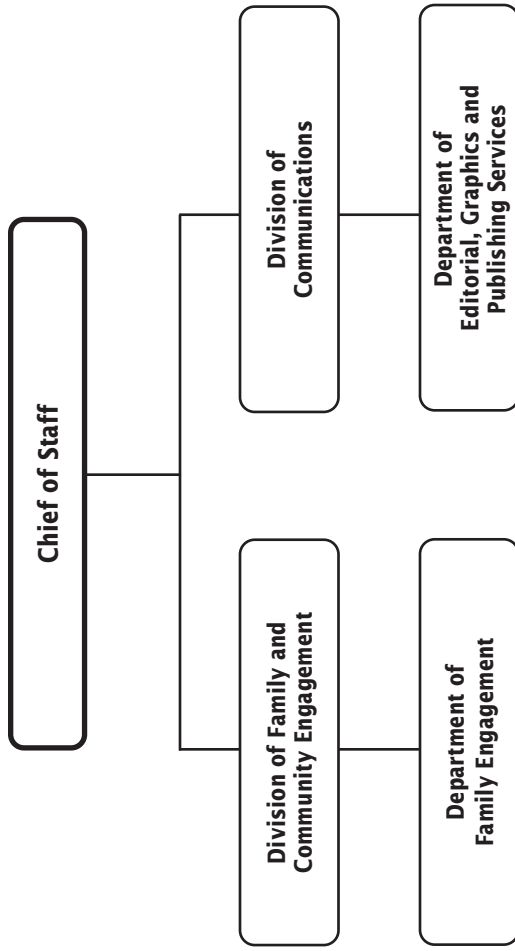
**Division of Communications**

Department of Editorial, Graphics and Publishing Services



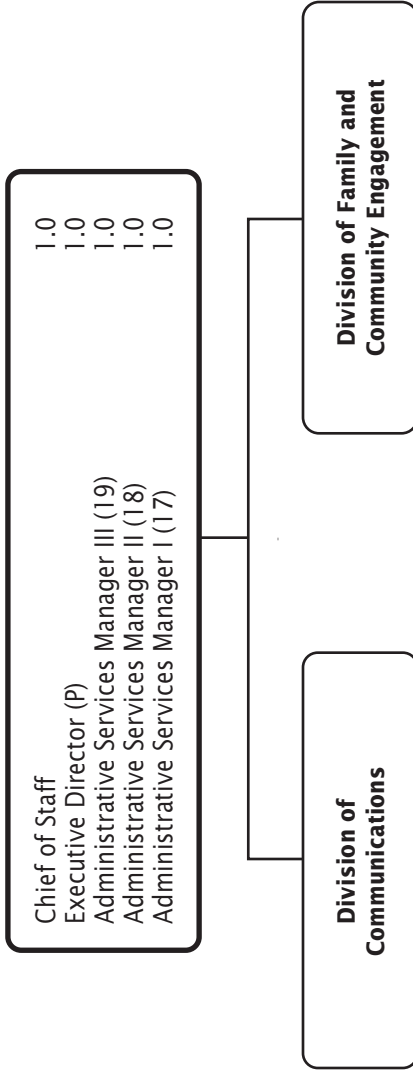
Community Engagement and Communications

# Community Engagement and Communications—Overview



F.T.E. Positions 101.0  
In addition, there are 2.0 positions funded by the Capital Improvements Program budget.

# Office of the Chief of Staff



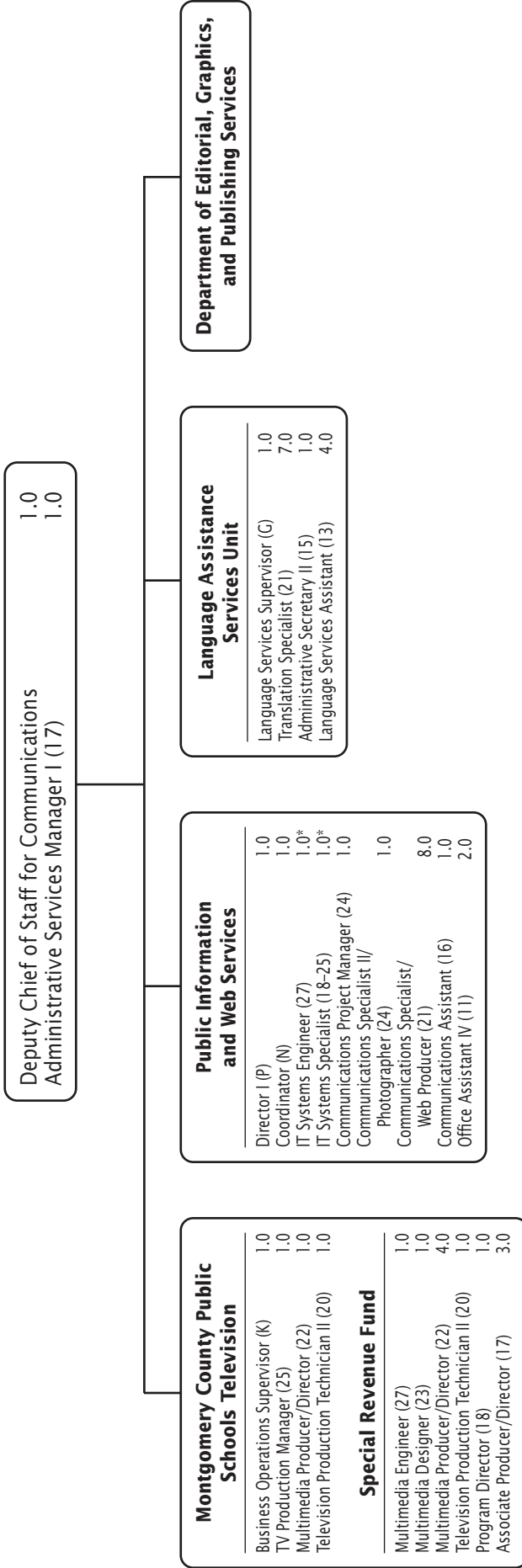
# Division of Family and Community Engagement

Deputy Chief of Staff for Community Engagement Coordinator (N)	1.0
Instructional Specialist (B-D)	1.0
Administrative Services Manager I (17)	2.0
	1.0

Department of Family Engagement	
Director I (P)	1.0
Instructional Specialist (B-D)	1.0
Parent Community Coordinator (20)	5.0
Administrative Secretary II (15)	1.0

F.T.E. Positions 13.0

# Division of Communications



F.T.E. Positions 47.0

\*Positions are funded by the Capital Improvements Program Budget.

## FY 2026 OPERATING BUDGET

# Department of Editorial, Graphics, and Publishing Services

Director I (P)	1.0
Printing Supervisor (H)	1.0
Publications Supervisor (G)	1.0
Communications Specialist II (24)	1.0
Publications Art Director (23)	1.0
Communications Specialist/Web Producer (21)	1.0
Mechanical Systems Technical Supervisor (21)	1.0
Senior Graphic Designer (20)	1.0
Graphic Designer (18)	3.0
Printing Equipment Operator IV (18)	2.0
Customer Service Specialist (16)	2.0
Printing Equipment Operator III (16)	2.0
Copier Repair Technician (15)	5.0
Printing Equipment Operator II (14)	6.5
Printing Equipment Operator I (11)	3.5

Printing Services	
Printing Equipment Operator IV (18)	1.0
Customer Service Specialist (16)	1.0
Copier/Repair Technician (15)	1.0
Fiscal Assistant II (15)	1.0
Printing Equipment Operator I (11)	2.0

F.T.E. Positions 38.0

# Chapter 12

## **Administration and Oversight**

**Board of Education**

**Office of the Superintendent of Schools**

**Legal Services**



Administration and Oversight

# Board of Education

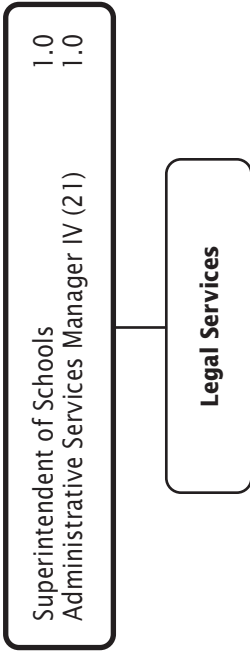
Chief of Staff	1.0
Deputy Chief of Staff (Q)	1.0
Ombudsperson (P)	1.0
Senior Analyst (P)	1.0
Communications Coordinator (N)	1.0
Coordinator (N)	1.0
Coordinator, Legislative Affairs (N)	1.0
Administrative Services Manager IV (21)	1.0
Administrative Secretary, Board of Education (20)	1.0
Communication Support Specialist (18)	1.0
Administrative Secretary, Board of Education (17)	1.0

Internal Audit Unit	
Supervisor (O)	1.0
Internal Audit Analyst (25)	6.0

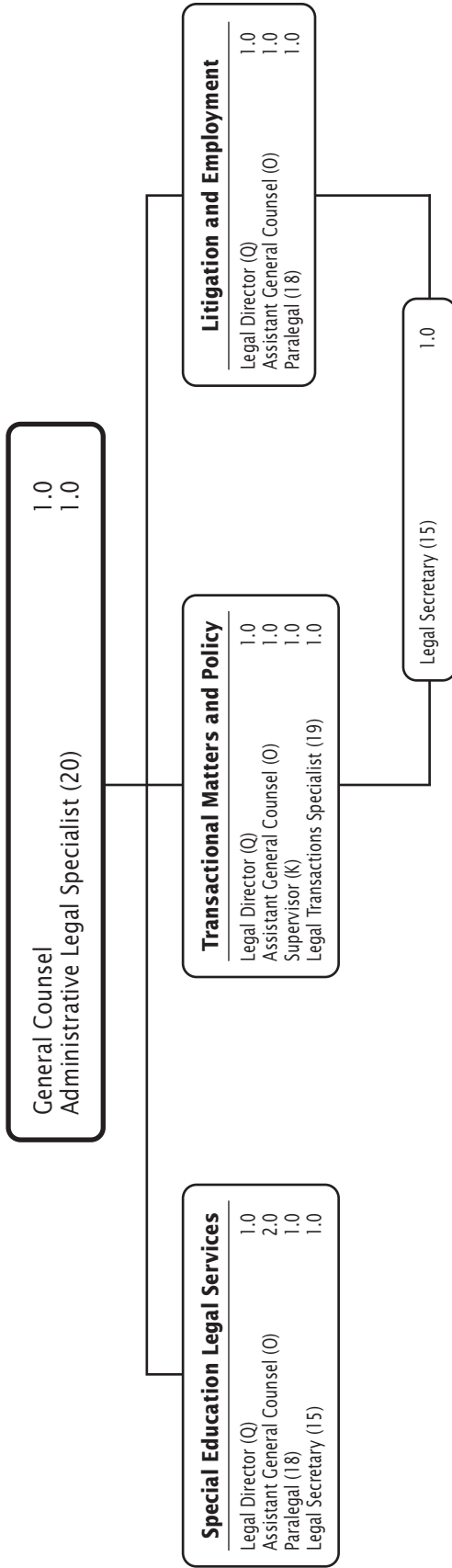
F.T.E. Positions 18.0

## FY 2026 OPERATING BUDGET

# Office of the Superintendent of Schools



# Legal Services



F.T.E. Positions 15.0

**FY 2026 OPERATING BUDGET**