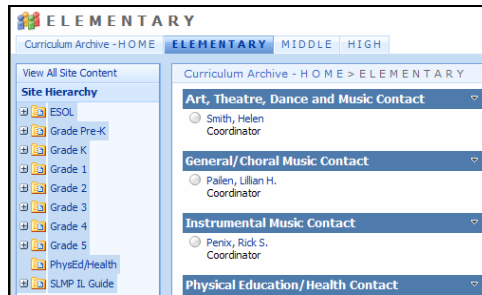


Browsing for Elementary Documents


Browsing for Elementary Documents

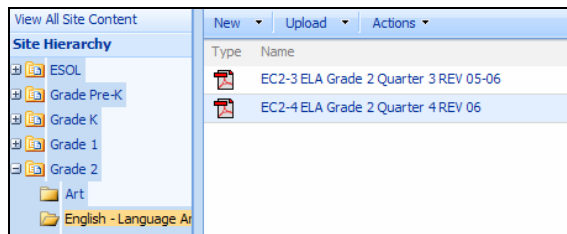
One way to find documents in the Curriculum Archive is to browse for them by using the menu bar at the top of the site or by using the left navigation menu.

1. On the menu bar click the **Elementary** tab or on the left navigation menu click the **Elementary** link. The left navigation menu will show grade level folders and some special curriculum folders. The document well area will show contacts for each content area.



Left Navigation menu and document well window.


2. Click the plus sign [] to the left of the desired folder to expand its contents. You may also click directly on the name to the right of the folder to see all folders and files related to that grade or curriculum in the document well.
3. In the expanded menu, click the name of the folder to see its contents. The contents of the folder will be displayed in the Document well window.



Document well window

4. Click on the name of the document to open it. The document will open in the appropriate application.



NOTE: All documents in the Curriculum Archive are available in PDF [] format. Some documents are also available in MS Word.
