




How to Open Your Locker



Step #1: Turn the knob to the right 2 or more whole turns and stop at the first specified number in your particular combination.



Step #2: Turn the knob to the left one whole turn past the first number, and stop at the second number in your combination.



Step #3: Turn the knob to the right (**Warning**, not a complete whole turn!) and stop at the last number in your combination.

Step #4: Pull up on the handle and pull the door towards you. Congratulations, the lock has been successfully opened!