

Sail into Summer with Math!



For Students Entering Math B

This summer math booklet was developed to provide students in kindergarten through the eighth grade an opportunity to review grade level math objectives and to improve math performance.

Summer 2009

Math B Summer Mathematics Packet

Table of Contents

Page	Objective	Suggested Completion Date
1	Write Numbers in Words and Digits	June 22 nd
2	Rename Fractions, Percents, and Decimals	June 25 th
3	Order Decimals	June 29 th
4	Add and Subtract Whole Numbers	July 6 th
5	Multiply and divide Whole Numbers	July 9 th
6	Add Mixed Numbers	July 13 th
7	Subtract Mixed Numbers	July 16 th
8	Multiply Fractions and Solve Proportions	July 20 th
9	Add and Subtract Decimals	July 23 rd
10	Multiply and Divide Decimals	July 27 th
11	Find Percent of a Number	July 30 th
12	Reading Scales and Finding Area and Perimeter	August 3 rd
13	Choose an Appropriate Unit of Measure	August 6 th
14	Find Elapsed Time	August 10 th
15	Use Information from Tables and Graphs	August 13 th
16	Find the Average of a Set of Numbers	August 17 th
17	Use Simple Formulas and Choose Reasonable Answers	August 20 th
18	Solve Money Problems	August 24 th
19	Solve Problems using Percent	August 27 th
20	Make Change	August 31 st

Write Numbers in Words and Digits

Hints/Guide:

In order to read numbers correctly, we need to know the order of each place value. The order is the following:

- | | |
|--------------------------|---------------------------------|
| 1,000,000 is one million | 100,000 is one hundred thousand |
| 10,000 is ten thousand | 1,000 is one thousand |
| 100 is one hundred | 10 is ten |
| 1 is one | 0.1 is one tenth |
| 0.01 is one hundredth | 0.001 is one thousandth |

So, the number 354.67 is read as three hundred fifty four and sixty-seven hundredths and 3,500,607.004 is read as three million, five hundred thousand, six hundred seven and four thousandths. Please remember that the word "and" indicates and location of the decimal point in mathematics and should not be used anywhere else (for example, it is inappropriate to read 350 as three hundred and fifty, because "and" means a decimal point). Also, the term "point" in mathematics is a geometry term and should not be used in naming numbers (for example, 3.5 is not three "point" five, but rather three and five tenths).

Exercises:

Write the number name:

1. 560.08 _____
2. 7.016 _____
3. 24.47 _____
4. 6,003 _____
5. 3,005,600.07 _____

Write the number the name represents:

6. Forty-five thousandths _____
7. Seventeen and seven hundredths _____
8. Five million, three hundred thousand,
twenty-nine and six tenths _____
9. Six million and five thousandths _____
10. Two hundred eight thousand, four _____

Rename Fractions, Percents, and Decimals

Hints/Guide:

To convert between fractions and percents, we must first convert fractions into decimals: We start with the fraction, such as $\frac{3}{5}$, and divide the numerator (the top number of a fraction) by the denominator (the bottom number of a fraction). So:

$$\begin{array}{r}
 \overline{) 3.0} \\
 \underline{- 30} \\
 0
 \end{array}
 \quad
 \frac{3}{5} \text{ is equivalent to } 0.6
 \quad
 \text{OR}
 \quad
 \begin{array}{r}
 \overline{) 2.00} \dots \\
 \underline{- 18} \\
 20 \\
 \underline{- 18} \\
 20 \\
 \dots
 \end{array}
 \quad
 \frac{2}{9} \text{ is equivalent to } 0.\overline{2}$$

To convert a decimal to a percent, we multiply the decimal by 100 (percent means a ratio of a number compared to 100). A short-cut is sometimes used of moving the decimal point two places to the right (which is equivalent to multiplying a decimal by 100, so

$$0.6 \times 100 = 60 \text{ and } \frac{3}{5} = 0.6 = 60\%$$

To convert a percent to a decimal, we divide the percent by 100,

$$60\% \div 100 = 0.6 \quad \text{so} \quad 60\% = 0.6$$

Exercises:

No Calculators!

Rename each fraction as a decimal:

1. $\frac{1}{5} =$

2. $\frac{3}{4} =$

3. $\frac{1}{2} =$

4. $\frac{1}{3} =$

5. $\frac{8}{10} =$

6. $\frac{2}{3} =$

Rename each fraction as a percent:

7. $\frac{1}{5} =$

8. $\frac{3}{4} =$

9. $\frac{1}{2} =$

10. $\frac{1}{3} =$

11. $\frac{8}{10} =$

12. $\frac{2}{3} =$

Rename each percent as a decimal:

13. 8% =

14. 60% =

15. 11% =

16. 12% =

17. 40% =

18. 95% =

Summer Mathematics Packet

Order Decimals

Hints/Guide:

To compare decimals and list them from least to greatest, it is easier to compare decimals that are the same place value, so one process we can use to compare decimals is to include trailing zeros to make all of the decimals that same place value. For example, to put the following in order from least to greatest:

.3, 1.61, .006, .107 is easier to compare as:
0.300, 1.610, 0.006, 0.107
to achieve 0.006, 0.107, 0.300, 1.610
and then return to the original form: 0.006, 0.107, 0.3, 1.61

Exercises:

List each group of numbers in order from least to greatest:

1. 20, 4, .6, .08

2. 246.8, 248.6, 244.9, 246.5

3. 1.03, 2.4, .89, .987

4. 14.8, 2.68, .879, 8.47

5. 5.3, 5.12, 5.38, 5.29

6. 54.89, 56.3, 58.1, 52.98

7. 4, .006, .8, .07

8. 297, 3.456, 64.4, 7.24

9. 794, 793.8, 794.65, 794.7

10. 9, 6.7, 7.24, 14

11. 4.2, 4.19, 4.07, 4.3

12. 3.75, 6.7, 3.8, .45

Summer Mathematics Packet

Add and Subtract Whole Numbers

Hints/Guide:

The key in adding and subtracting whole numbers is the idea of regrouping. If a column adds up to more than ten, then the tens digit of the sum needs to be included in the next column. Here is an example of the steps involved in adding:

$$\begin{array}{r} 1 \\ 346 \\ + 157 \\ \hline 3 \end{array} \quad \text{to} \quad \begin{array}{r} 1 \\ 346 \\ + 157 \\ \hline 03 \end{array} \quad \text{to} \quad \begin{array}{r} 346 \\ + 157 \\ \hline 503 \end{array}$$

Because $6 + 7 = 13$, the 3 is written in the ones digit in the solution and the 1 is regrouped to the tens digit. Then, $1 + 4 + 5 = 10$, the 0 is written in the tens digit of the solution and the 1 is regrouped to the hundreds place of the problem. Finally, since $1 + 3 + 1 = 5$, the solution is 503.

For subtraction, regrouping involves transferring an amount from a higher place value to lesser place value. For example:

$$\begin{array}{r} 31 \\ 346 \\ - 157 \\ \hline 9 \end{array} \quad \text{to} \quad \begin{array}{r} 213 \\ 346 \\ - 157 \\ \hline 89 \end{array} \quad \text{to} \quad \begin{array}{r} 2 \\ 346 \\ - 157 \\ \hline 189 \end{array}$$

Because 7 cannot be taken from 6 in the set of whole numbers, we must regroup 1 ten to create $16 - 7$, which is 9. Then, since we have taken 1 ten, the 4 has become 3, and we must take 1 from the 3 to create 13, and $13 - 5 = 8$. Finally, we have 2 hundreds remaining, and $2 - 1 = 1$, so the solution is 189.

Exercises: Solve:

No Calculators!

1.
$$\begin{array}{r} 6,496 \\ 4,113 \\ + 3,608 \\ \hline \end{array}$$

2. $54,398 + 64,508 =$

3.
$$\begin{array}{r} 3,254 \\ 754 \\ + 690 \\ \hline \end{array}$$

4.
$$\begin{array}{r} 54,678 \\ + 7,123 \\ \hline \end{array}$$

5.
$$\begin{array}{r} 98,455 \\ - 9,770 \\ \hline \end{array}$$

6. $14,789 - 908 =$

7.
$$\begin{array}{r} 38,904 \\ - 9,878 \\ \hline \end{array}$$

8. $908 - 774 =$

9.
$$\begin{array}{r} 6,996 \\ - 456 \\ \hline \end{array}$$

Multiply and Divide Whole Numbers

Hints/Guide:

To multiply whole numbers, we must multiply the first number by one digit of the second number. The key is that when multiplying by each digit we must remember the place value of the number we are multiplying by:

$$\begin{array}{r} 534 \\ \times 46 \\ \hline 3204 \\ \underline{21360} \\ 24562 \end{array}$$

So we first multiply 534 by 6 to get 3204 (This is done by regrouping digits similar to adding, so $6 \times 4 = 24$, the 4 is written down and the 2 is added to the next product). Next, a zero is placed in the ones digit because when multiplying by the 4 in 46, we are multiplying by the tens digit, or 40. Next, we multiply 534×4 to get 21360. Finally, we add the two products together to get 24,564.

To divide whole numbers, we must know basic division rules are the opposite of multiplying rules. So if we know our times tables, we know how to divide (a review over the summer might not be a bad idea!). Since 3×4 is 12, then $12 \div 4 = 3$ and $12 \div 3 = 4$. Again, we deal with one digit at a time, so:

$$\begin{array}{r} 634 \\ 12 \overline{) 7608} \\ \underline{-72} \\ 40 \\ \underline{-36} \\ 48 \\ \underline{-48} \\ 0 \end{array}$$

First, we notice that 12 does not divide into 7, so we determine how many times 12 goes into 76. This is 6. Next, multiply 6×12 and place the answer, 72, under the 76 you have used. Now, subtract $76 - 72$ and place the 4 underneath the 72. Bring down the next digit from the number being divided, which is 0, and determine how many times 12 goes into 40. The answer is 3 and $3 \times 12 = 36$, so place 36 under the 40. Now, subtract $40 - 36$ and place the 4 under 36 and bring down the 8. 12 goes into 48 four times evenly, so there is no remainder in this problem.

Exercises: Solve:

No Calculators!

1. $\begin{array}{r} 742 \\ \times 17 \\ \hline \end{array}$

2. $\begin{array}{r} 25 \\ \times 13 \\ \hline \end{array}$

3. $\begin{array}{r} 659 \\ \times 7 \\ \hline \end{array}$

4. $\begin{array}{r} 407 \\ \times 29 \\ \hline \end{array}$

5. $\begin{array}{r} 81 \\ \times 5 \\ \hline \end{array}$

6. $86 \overline{) 2,236}$

7. $57 \overline{) 13,338}$

8. $5 \overline{) 205}$

9. $7 \overline{) 1463}$

10. $16 \overline{) 3840}$

11. $11 \overline{) 2211}$

12. $9 \overline{) 3789}$

Add Mixed Numbers

Hints/Guide:

When adding mixed numbers, we add the whole numbers and the fractions separately, then simplify the answer. For example:

$$\begin{array}{r} 4\frac{1}{3} = 4\frac{8}{24} \\ + 2\frac{6}{8} = 2\frac{18}{24} \\ \hline 6\frac{26}{24} = 6 + 1\frac{2}{24} = 7\frac{2}{24} = 7\frac{1}{12} \end{array}$$

First, we convert the fractions to have the same denominator, then add the fractions and add the whole numbers. If needed, we then simplify the answer.

Exercises: Solve in lowest terms:

No Calculators!

SHOW ALL WORK. Use a separate sheet of paper (if necessary) and staple to this page.

$$1. \begin{array}{r} 2\frac{1}{4} \\ + 8\frac{1}{2} \\ \hline \end{array}$$

$$2. \begin{array}{r} 3\frac{8}{15} \\ + 7\frac{1}{3} \\ \hline \end{array}$$

$$3. \begin{array}{r} 3\frac{3}{5} \\ + 5\frac{1}{2} \\ \hline \end{array}$$

$$4. \begin{array}{r} 5\frac{3}{8} \\ + 4\frac{1}{4} \\ \hline \end{array}$$

$$5. \begin{array}{r} 7\frac{3}{7} \\ + 6\frac{1}{2} \\ \hline \end{array}$$

$$6. \begin{array}{r} 5\frac{5}{9} \\ + 1\frac{1}{3} \\ \hline \end{array}$$

$$7. \begin{array}{r} 4\frac{1}{3} \\ + 6\frac{1}{4} \\ \hline \end{array}$$

$$8. \begin{array}{r} 1\frac{2}{3} \\ + 6\frac{1}{4} \\ \hline \end{array}$$

$$9. \begin{array}{r} 1\frac{2}{9} \\ + 5\frac{2}{3} \\ \hline \end{array}$$

Subtract Mixed Numbers

Hints/Guide:

When subtracting mixed numbers, we subtract the whole numbers and the fractions separately, then simplify the answer. For example:

$$\begin{array}{r} 7\frac{3}{4} = 7\frac{18}{24} \\ -2\frac{15}{24} = 2\frac{15}{24} \\ \hline 5\frac{3}{24} = 5\frac{1}{8} \end{array}$$

First, we convert the fractions to have the same denominator, then subtract the fractions and subtract the whole numbers. If needed, we then simplify the answer.

Exercises: Solve in lowest terms:

No Calculators!

SHOW ALL WORK. Use a separate sheet of paper (if necessary) and staple to this page.

$$1. \begin{array}{r} 4\frac{1}{3} \\ -2\frac{1}{4} \\ \hline \end{array}$$

$$2. \begin{array}{r} 6\frac{3}{4} \\ -\frac{2}{3} \\ \hline \end{array}$$

$$3. \begin{array}{r} 9\frac{2}{3} \\ -6\frac{1}{4} \\ \hline \end{array}$$

$$4. \begin{array}{r} 6\frac{3}{4} \\ -5\frac{1}{5} \\ \hline \end{array}$$

$$5. \begin{array}{r} 7\frac{1}{2} \\ -3\frac{1}{4} \\ \hline \end{array}$$

$$6. \begin{array}{r} 3\frac{1}{2} \\ -2\frac{3}{10} \\ \hline \end{array}$$

$$7. \begin{array}{r} 9\frac{7}{10} \\ -4\frac{1}{2} \\ \hline \end{array}$$

$$8. \begin{array}{r} 8\frac{5}{6} \\ -5\frac{1}{3} \\ \hline \end{array}$$

$$9. \begin{array}{r} 6\frac{3}{4} \\ -6\frac{5}{8} \\ \hline \end{array}$$

Multiply Fractions and Solve Proportions

Hints/Guide:

To solve problems involving multiplying fractions and whole numbers, we must first place a one under the whole number, then multiply the numerators together and the denominators together. Then we simplify the answer:

$$\frac{6}{7} \bullet 4 = \frac{6}{7} \bullet \frac{4}{1} = \frac{24}{7} = 3\frac{3}{7}$$

To solve proportions, one method is to determine the multiplying factor of the two equal ratios. For example:

$$\frac{4}{9} = \frac{24}{x} \text{ since 4 is multiplied by 6 to get 24, we multiply 9 by 6, so } \frac{4}{9} = \frac{24}{54}.$$

Since the numerator of the fraction on the right must be multiplied by 6 to get the numerator on the left, then we must multiply the denominator of 9 by 6 to get the missing denominator, which must be 54.

Exercises: Solve (For problems 8 - 15, solve for N):

No Calculators!

SHOW ALL WORK. Use a separate sheet of paper (if necessary) and staple to this page.

1. $4 \bullet \frac{3}{4} =$

2. $\frac{1}{5} \bullet 7 =$

3. $8 \bullet \frac{1}{5} =$

4. $6 \bullet \frac{3}{7} =$

5. $\frac{4}{5} \bullet 4 =$

6. $\frac{2}{3} \bullet 6 =$

7. $7 \bullet \frac{1}{4} =$

8. $\frac{1}{5} = \frac{n}{20}$

9. $\frac{3}{n} = \frac{12}{28}$

10. $\frac{1}{n} = \frac{5}{25}$

11. $\frac{n}{4} = \frac{3}{12}$

12. $\frac{3}{7} = \frac{12}{n}$

13. $\frac{n}{9} = \frac{12}{27}$

14. $\frac{2}{3} = \frac{18}{n}$

15. $\frac{2}{7} = \frac{n}{21}$

Summer Mathematics Packet

Multiply and Divide Decimals

Hints/Guide:

To multiply decimals, the rules are the same as with multiplying whole numbers, until the product is determined and the decimal point must be located. The decimal point is placed the same number of digits in from the right of the product as the number of decimal place values in the numbers being multiplied. For example:

8.54 x 17.2, since 854 x 172 = 146888, then we count the number of decimal places in the numbers being multiplied, which is three, so the final product is 146.888 (the decimal point comes three places in from the right).

To divide decimals by a whole number, the process of division is the same, but the decimal point is brought straight up from the dividend into the quotient. For example:

$$\begin{array}{r} 17.02 \\ 3 \overline{) 51.06} \end{array}$$
 The decimal point moves straight up from the dividend to the quotient.

Exercises: Solve:

No Calculators!

SHOW ALL WORK. Use a separate sheet of paper (if necessary) and staple to this page.

1. $\begin{array}{r} 63 \\ \times .14 \\ \hline \end{array}$

2. $\begin{array}{r} .87 \\ \times 2.3 \\ \hline \end{array}$

3. $\begin{array}{r} 8.94 \\ \times 2.1 \\ \hline \end{array}$

4. $\begin{array}{r} 4.2 \\ \times .62 \\ \hline \end{array}$

5. $\begin{array}{r} 34.5 \\ \times 4.7 \\ \hline \end{array}$

6. $\begin{array}{r} 32.1 \\ \times .45 \\ \hline \end{array}$

7. $\begin{array}{r} 91.4 \\ \times 47 \\ \hline \end{array}$

8. $\begin{array}{r} 3.9 \\ \times 11 \\ \hline \end{array}$

9. $35 \overline{) 70.35}$

10. $7 \overline{) 25.83}$

11. $14 \overline{) 45.584}$

Summer Mathematics Packet

Find Percent of a Number

Hints/Guide:

To determine the percent of a number, we must first convert the percent into a decimal by dividing by 100 (which can be short-cut as moving the decimal point in the percentage two places to the left), then multiplying the decimal by the number. For example:

$$45\% \text{ of } 240 = 45\% \times 240 = 0.45 \times 240 = 108$$

Exercises: Solve for n:

No Calculators!

SHOW ALL WORK. Use a separate sheet of paper (if necessary) and staple to this page.

1. $30\% \text{ of } 450 = n$

2. $7\% \text{ of } 42 = n$

3. $10\% \text{ of } 321 = n$

4. $15\% \text{ of } 54 = n$

5. $65\% \text{ of } 320 = n$

6. $80\% \text{ of } 64 = n$

7. $9\% \text{ of } 568 = n$

8. $15\% \text{ of } 38 = n$

9. $25\% \text{ of } 348 = n$

10. $85\% \text{ of } 488 = n$

11. $90\% \text{ of } 750 = n$

12. $6\% \text{ of } 42 = n$

13. $60\% \text{ of } 78 = n$

14. $4\% \text{ of } 480 = n$

15. $10\% \text{ of } 435 = n$

16. $24\% \text{ of } 54 = n$

Reading Scales and Finding Area and Perimeter

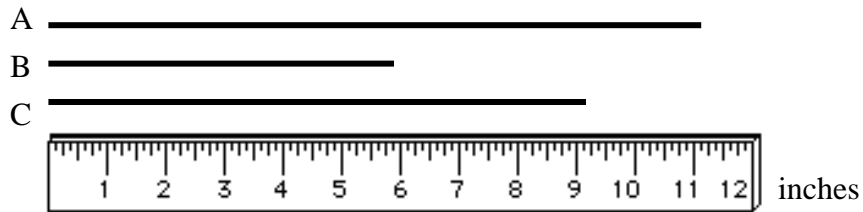
Hints/Guide:

To determine the correct answer when reading scales, the important thing to remember is to determine the increments (the amount of each mark) of the given scale.

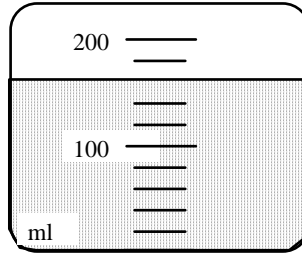
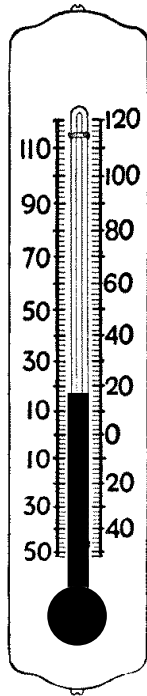
To find the perimeter of a rectangle or square, we must add the lengths of all of the sides together. To find the area of a square or a rectangle, we must multiply the length by the width.

Exercises:

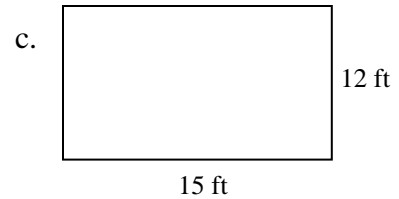
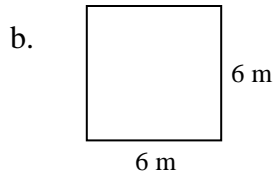
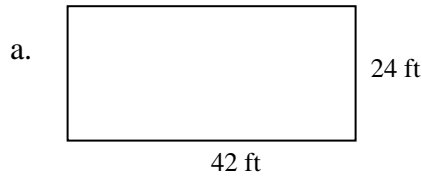
1. Find the length of each line to the nearest inch:



2. Find the temperature in Celsius 3. Determine the amount of liquid in ml.



4. Find each area and perimeter:



Choose an Appropriate Unit of Measure

Hints/Guide:

The important part of this lesson is knowing how different units of measure relate to each other as well as the ability to compare known units of measure to new items. Some items and their measurement to use for the exercises:

Area of a sheet of notebook paper is about 93 square inches in standard units and about 550 square centimeters in metric units, so we would say that notebook paper is measured in square inches or square centimeters.

The length of a pencil is about 7 inches in standard units or about 17 centimeters in metric units, so pencil length would be measured in inches or centimeters.

For reference: 1 square foot is equal to about 0.1 square meters
 1 mile is about 1.6 kilometers
 100 pounds is about 0.45 kilograms
 1 quart is about 0.95 liters

Exercises: Select the most appropriate unit to measure these items:

Example:	<u>Standard</u>	<u>Metric</u>
1. Volume of a gasoline can		
2. Area of a postage stamp		
3. Length of a bedroom wall		
4. Capacity of a can of soda		
5. Height of an door		
6. Volume of a cereal box		
7. Length of a sneaker		
8. Volume of an oven		
9. Weight of a dog		
10. Area of a textbook cover		
11. Weight of an apple		

Summer Mathematics Packet

Find Elapsed Time

Hints/Guide:

The key to understanding time problems is to think about time revolving around on a clock. If a problem starts in the morning (a.m.) and ends in the afternoon (p.m.), count the amount of time it takes to get to 12 noon, then count the amount of time it takes until the end. For example:

Joanne is cooking a large turkey and puts it in the oven at 10:15 in the morning. Dinner is planned for 4:30 in the evening and this is when Joanne will take the turkey out of the oven. How long will the turkey cook?

From 10:15 to 12:00 noon is 1 hour 45 minutes. From 12:00 noon to 4:30 p.m. is 4 hours 30 minutes. To add the times together:

$$\begin{array}{r} 1 \text{ h } 45 \text{ m} \\ + \quad 4 \text{ h } 30 \text{ m} \\ \hline 5 \text{ h } 75 \text{ m} = 5 \text{ h } + 1 \text{ h } 15 \text{ m} = 6 \text{ h } 15 \text{ m} \end{array}$$

The turkey will cook for 6 hours and 15 minutes.

Exercises:

1. The school day begins at 7:55 a.m. and ends at 2:40 p.m. How long are you in school?
2. If you go to sleep at 9:30 p.m. and wake up at 6:30 a.m. the next morning, how long did you sleep?
3. If you want to cook a chicken that takes 4 hours and 30 minutes to completely cook and you are planning dinner for 6:00 p.m., what time do you need to start cooking the chicken?
4. If you ride your bike for 2 hours and 45 minutes and you started riding at 11:30 a.m., at what time will you finish your riding?
5. If you go to a basketball game at the MCI Center to see the Washington Wizards, and the game begins at 7:05 p.m. and ends at 11:00 p.m., how long was the game?

Use Information from Tables and Graphs

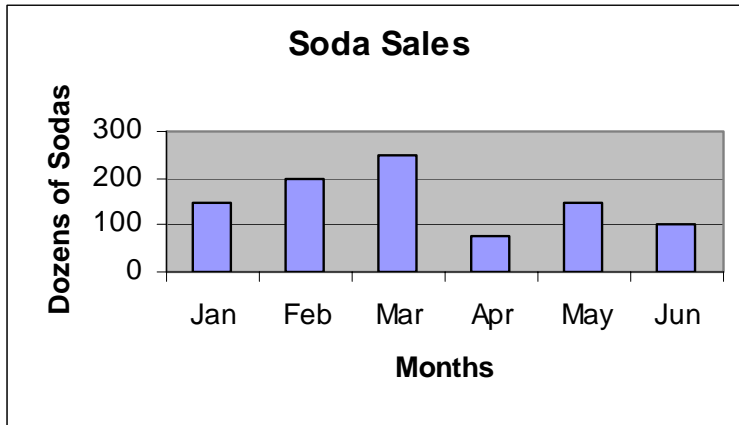
Hints/Guide:

To use information from tables and graphs, we must locate the information in the correct section of the table or graph, then be sure that we are answering the correct question.

Exercises:

Approximate Distance in Kilometers				
City	Annapolis	Baltimore	Richmond	New York
Annapolis	-	40	175	300
Baltimore	40	-	210	280
Richmond	175	210	-	460
New York	300	280	460	-

1. What is the distance from New York to Annapolis?
2. Which is greater: the distance from New York to Baltimore or the distance from Richmond to Annapolis?
3. Which two cities on the chart are the farthest apart?



4. What is the difference in sales between March and April?
5. Which two months appear to have identical sales?

Find the Average of a Set of Numbers

Hints/Guide:

To find the average of a set of numbers, we add together all of the numbers and then divide by how many numbers are in the data set. For example:

If the tests scores are 73, 87, 94, 84, 92, and 95, then we add the scores together: $73 + 87 + 94 + 84 + 92 + 95 = 525$, and since there are 6 numbers in the data set, we divide 527 by 6 and get the quotient of 87.5.

Exercises:

No Calculators!

SHOW ALL WORK. Use a separate sheet of paper (if necessary) and staple to this page.

For problem 1, use the following chart

Week	Monday	Tuesday	Wednesday	Thursday	Friday
1	65	68	72	74	68
2	68	75	80	68	75
3	75	74	69	79	80
4	80	82	76	67	79

1. Find the average (mean) temperature for:

Monday _____ Tuesday _____ Wednesday _____
Thursday _____ Friday _____

2. If George has test scores of 85, 88, 92, and 87, what is his average (mean) score?

Challenge: Using the same test scores for George, what would his fifth test score need to be to have an average (mean) grade of 90?

3. If Tina's bowling scores were 120, 155, 145, 162, and 138, what was her average (mean) score?

Challenge: What would Tina's score need to be in the sixth game if she wanted an average over those six games of 145?

Use Simple Formulas and Choose Reasonable Answers

Hints/Guide:

When using formulas, the key is to substitute the values into the given equation correctly. We need to be sure that numbers are substituted correctly and that the order of operations is correctly followed.

When choosing a reasonable answer for a problem, we need to look at the numbers in the given problem and determine whether the given answer makes sense for the given situation.

Exercises:

No Calculators!

SHOW ALL WORK. Use a separate sheet of paper (if necessary) and staple to this page.

1. Cab drivers base their fares partially on each ride and partially on the distance of the trip. The charge is as follows:

$$c = 0.50 + 1.25 m, \text{ where } c = \text{the charge and } m = \text{number of miles traveled.}$$

What is the charge for a 5 mile trip and for a 12 mile trip?

Is \$45 a reasonable charge for a 20 mile trip?

2. Profit is determined by subtracting the cost of an item from the sale price of the item. This formula is

$$p = s - c, \text{ where } p = \text{profit, } s = \text{the sale price, and } c = \text{the cost of the item.}$$

What is the profit of a winter coat that a store sells for \$150.00 that cost the store \$85.00?

Is a \$9,000 profit possible for a \$16,000.00 car? How is it possible?

3. In order to determine the typing speed of someone applying for a job, a three minute test would be given and the speed of the applicant determined. The formula is:

$$S = \frac{w - e}{3}, \text{ where } S = \text{typing speed, } w = \text{words typed,}$$

and e = the number of errors in the test.

What is the typing speed of someone who types 167 words in three minutes with 12 errors?

Is it possible for someone to type 1,000 words per minute? Justify your answer.

Summer Mathematics Packet

Solve Money Problems

Hints/Guide:

Solving money problems is merely applying the rules of decimals in a real life setting. When reading the problems, we need to determine whether we add (such as depositing money or determining a total bill), subtract (checks, withdrawals, and the difference in pricing), multiply (purchasing multiple quantities of an item), or divide (distributing money evenly, loan payments). Once we have determined which operation to use, we apply the rules for decimal operations and solve the problem and label our answer appropriately.

Exercises:

No Calculators!

SHOW ALL WORK. Use a separate sheet of paper (if necessary) and staple to this page.

1. Frank works at Apartment Depot and earns \$8.50 per hour. Last week, he worked 36 hours. What was his total pay?
2. Harry went to Rent-a-Center and rented a pneumatic nailer for \$45.00, a power sander for \$39.95, and a radial arm saw for \$57.90. What was his total bill, excluding tax?
3. Joe is planning a trip to Houston and has calculated \$450.95 for lodging, \$98.00 for food, and \$114.50 for gasoline. How much will his trip cost?
4. Susan has \$350 in her checking account. She writes checks for \$45.70 for flowers, \$78.53 for books, and \$46.98 for CD's. How much money is left in her checking account?
5. In order to pay off the car she bought, Lauri had to make 34 more payments of \$145.98. How much does she still owe?
6. Jared earns \$455.00 per week as manager of the Save-Mart. What will be his income over 12 weeks?
7. The Jennings family paid \$371.40 for the year for their cable service. If their payments were the same each month, how much was their monthly bill?

Summer Mathematics Packet

Solve Problems using Percent

Hints/Guide:

When solving percent problems, we apply the rules for finding percent of a number in realistic situations. For example, to find the amount of sales tax on a \$450.00 item if the tax rate is 5%, we find 5% of 450 ($.05 \times 450 = 22.5$), and then label our answer in dollars, getting \$22.50.

Exercises:

No Calculators!

SHOW ALL WORK. Use a separate sheet of paper (if necessary) and staple to this page.

1. Susie has just bought a pair of jeans for \$45.00, a sweater for \$24.00, and a jacket for \$85.00. The sales tax is 5%. What is her total bill?
2. Jack bought a set of golf clubs for \$250.00 and received a rebate of 20%. How much was the rebate?
3. A construction manager calculates it will cost \$2,890 for materials for her next project. She must add in 10% for scrap and extras. What will be the total cost?
4. The regular price for a video game system is \$164.50 but is on sale for 30% off. What is the amount of the discount?

What is the sale price?

5. Cindy earns a 15% commission on all sales. On Saturday, she sold \$980 worth of merchandise. What was the amount of commission she earned on Saturday?
6. The band had a fundraiser and sold \$25,000 worth of candy. They received 40% of this amount for themselves. How much did they receive?

Make Change

Hints/Guide:

To solve making change problems, the key is to first determine the amount of change received, then determine which combination of dollar bills and coins will create that amount of change. For example, if we pay for a \$13.78 lunch bill with a \$20.00, then the amount of change received is \$6.22 ($\$20.00 - \13.78). To get this amount, we will need 1 \$5 dollar bill, 1 \$1 dollar bill, 2 dimes, and 2 pennies. Be sure that all answers list the number and type of bills and coins received.

Exercises:

No Calculators!

SHOW ALL WORK. Use a separate sheet of paper (if necessary) and staple to this page.

1. Kathy bought a soft pretzel and a diet coke for \$2.37. If she handed the clerk a twenty dollar bill, how much change should she receive?
2. Linda bought groceries for a total of \$29.35. If she handed the cashier two twenty dollar bills, how much change will she receive?
3. Jorge purchased a new pair of jeans for \$43.28 and paid with a fifty dollar bill. How much change will he receive?
4. If you use a twenty dollar bill to purchase food totaling \$15.67, how much change should you get?
5. Sherman bought a soda for \$.95 and paid with a ten dollar bill, how much change should he receive?
6. Bob buys two shirts for a total of \$34.63, including tax. How much change will he receive from two twenty dollar bills?