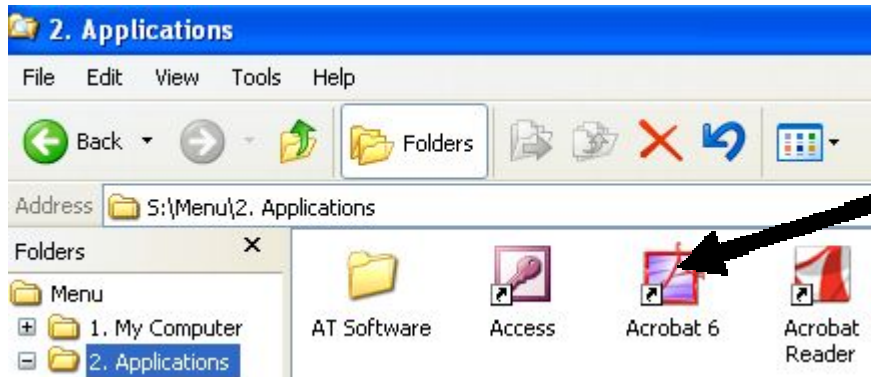


Using Acrobat 6 to open, modify and save PDF files

Go to your applications folder and select Acrobat 6. Do not select the reader one.

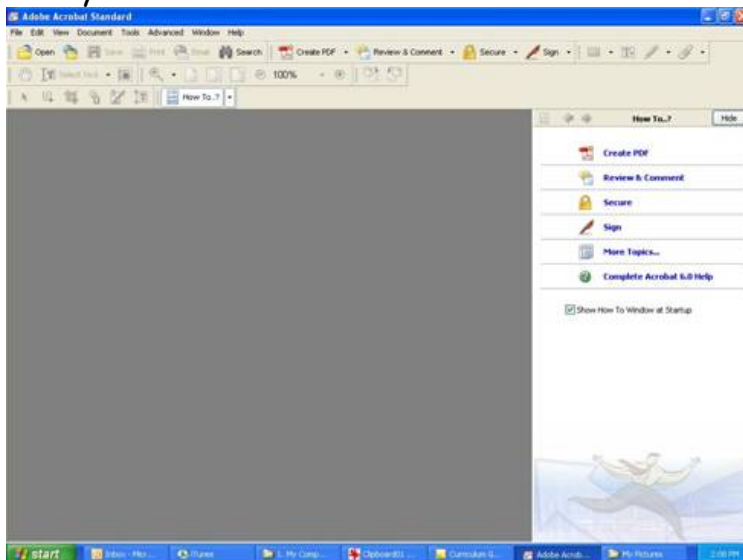


Next... when you click on that you should see something that looks like this:

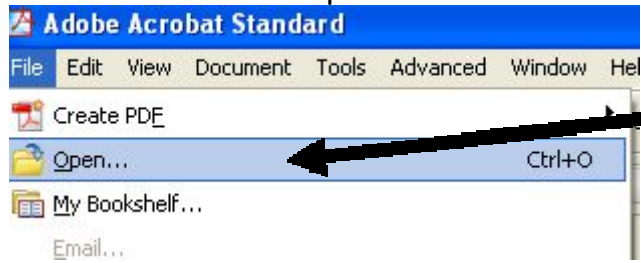


I call him the acrobat running man. I know that I've opened the correct acrobat if I see him.

Now your screen should look like this:



Now select File and open.



Navigate to your .pdf file and open it.

Right away... select Save As...and rename it. make sure you notice where it's saving to. I generally save it to my "Forms" folder or the appropriate subject folder that the document belongs in.

Now, type into your form and when finished... make sure you hit save...