

Staff Development Newsletter



Teams Take Off in 2007—2008!

Teams at Sargent Shriver have really taken off thanks to the hard work of our outstanding team leaders! Kudos to everyone for posting your notes so promptly. This helps us all stay in the loop! Here are some highlights to celebrate:

Kindergarten: Shared celebrations, established ground rules, created new K dismissal procedures and began tackling the quarterly plans.

1st Grade: Launched the work on quarterly plans. They also brainstormed ideas for Back to School Night and gathered ideas for data notebooks.

2nd Grade: Highlighted strategies from Best Prac-

tices of Teams, established roles including Note Taker, Time keeper, Homework Maker and Location of Meetings. They love the role sharing!

3rd Grade: Jump started on quarterly plans for reading and math and included discussions about what to monitor in data notebooks including mad minutes, celebrations, & fluency graphs.

4th Grade: Came to agreement on best practices in Math including differentiation for each math lesson. They developed homework expectations for all including 20 minutes of nightly reading with a consistent approach for students who don't turn in homework.

Grade 5: Established awesome ground rules including Kids come 1st, agree to disagree, stay positive, active listening and have fun. They also collaborated on a common discipline approach.

ESOL: Worked hard on scheduling with help from Catherine. They will be pulling students during writing, reading or interventions. One of their roles is someone in charge of OASIS check ups.

Specialists: Adopted a rotating roles approach to Team Meetings. They established their ground rules and discussed Perfect Five Plans & strategies for assessment.

Rewards That Won't Cost You a



- Sit at the teacher's desk.
- Take care of the class animals for the day.
- Have lunch with your favorite person.
- Have lunch with the principal or assistant principal.
- Join another class for indoor recess.
- Have the teacher phone parents to tell them what a great kid you are.
- Draw on the chalkboard.
- Be first in line.
- Do only half an assignment.

Inside this issue:

Teams Take Off	1
Rewards that Won't Cost You a Penny!	1 - 4
Children's Literature & Classroom Culture	3
Math Matters	3
Writer's Notebooks	4
SLT's Mission Statement	4

News for You

- Do you have a best practice to share with your colleagues? Please submit them to Danielle to be published in this newsletter!



Rewards for a shoestring budget

10. Choose any class job for the week.
11. Choose the music for quiet time in the classroom or indoor recess.
12. Take a tape recorder home for the night.
13. Use colored dry erase markers.
14. Do all the class jobs for the day.
15. Invite a visitor from outside the school.
16. Get a drink whenever you want.
17. Use the pencil sharpener any time.
18. No early morning work.
19. Take a class pet home overnight.
20. Be a helper in the room with younger children.
21. Help the custodian.
22. Help the secretary.
23. Help the librarian.
24. Stay in at recess to play a game with a friend.
25. Use stamps and ink.




Extra computer time!

More Rewards Ideas

26. Invite a friend from another class into the room for lunch.
27. Use the teacher's chair.
28. Work in the lunchroom.
29. Take a class game home for the night.
30. Choose a book for the teacher to

"Have you got a class mascot? If so, your mascot can travel from home to home and students can write or draw pictures about his/her adventures in a journal that travels with your mascot!"



31. Move your desk to a chosen location.
32. Keep an animal on your desk –
33. No homework pass.
34. Lunch with the teacher.

Year Long Rewards

35. Operate the projector.
36. Use the couch or beanbag chair for the day.
37. Go to another class for lunch.
38. Use the computer.
39. Be the first to eat.
40. Use the tape recorder and tape a story.
41. Have a special sharing time to teach something to the class, set up a display etc.
42. Be leader of a class game.
43. Go to the center or your choice
44. Extra center time or extra recess.
45. Read to a younger child.



Lunch bunches with special friends including the teacher are always memorable!

Rewards to Recognize Effort

46. Read to someone else.
47. Get first pick of recess equipment.
48. Complete a sudoku puzzle.
49. Choose a movie for the class to watch during indoor recess.
50. Help water plants & or flowers in the Sargent Shriver courtyards.



PDOs are Coming Back to Sargent Shriver!
Last year's grand success of our Professional Development Opportunities has paved the way for more to come. Stay tuned for news about which books we'll be studying together!

Children's Literature to Help Create Your Classroom Culture


Mission and Vision: Salt in His Shoes
The Mia Hamm Story

Ground Rules: How Do Dinosaurs Go to School?

Core Values: Cookies, Bite Size Life Lessons

Thoughts & Feelings: How Are you Peeling? (K - 5) AND
Owen & Mzee The Language of Friendship

Establishing Goals: Amelia's Best Keep Resolutions for the Best Year Ever



Use Outstanding Children's Literature to Help Students Make Strong Connections

Math Matters

Gathering Data on Your Class?

Here are some new out of the box ideas of data to collect:

1. Number of minutes you've read in a day
2. Number of minutes you've slept in one week
3. Length of your smile in millimeters
4. Compare & contrast temperatures for 1 week in two cities
5. Number of buttons on your clothing
6. Number of raisins in a mini box
7. Number of seeds in an orange, pumpkin, apple, etc.
8. Number of Languages you speak
9. Long Jump in Centimeters



Sargent Shriver Elementary School

12518 Greenly Drive
Silver Spring MD 20906

Phone: 301 929-4426

E-mail:
Danielle_H_Sultan@mcpsmd.org

► Our Motto:
"Whatever it Takes!"

Check out Danielle's Webpage on the
Sargent Shriver Website
www.montgomeryschoolsmd.org/schools/shriveres/staffdevelopment/index.html



Montgomery County Public Schools



Leadership Team's Mission Statement

As the leaders of Sargent Shriver Elementary School, it is our mission to provide the support and structures necessary to establish and maintain an effective professional learning community whose collaborative work results in high quality teaching and meaningful learning. We will embrace our cultural academic diversity and build relationships among all stakeholders.


Inspiring our Writers Using Writer's Notebooks

Now is the perfect times to launch the writer's notebook. Here are some ideas that students may want to include in their notebooks. These will become seeds for ideas they can write about in their notebooks. Students can develop stories from any of these.

1. Memories
2. Photographs
3. Lists
4. Webs
5. Cartoons
6. Inspirational quotes
7. Newspaper articles
8. Drawings
9. Songs

10. Ticket stubs
11. Magazine articles
12. Illustrations
13. Observations

For more ideas about Writer's Notebooks, see Ralph Fletcher's Writer's Notebook, Unlocking the Writer Within You; or Georgia Heard's Writing Toward Home



Do you have a writer's notebook? If so, let us now so that we can provide students many models of what writer's notebooks look like!