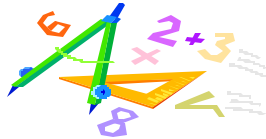


Math

- * The students continue to strive to do their personal best.
- * This quarter, the students will be learning fact families, graphs and proficiency with basic addition and subtraction facts.
- *The student will be able to:
 - demonstrate the mastery of addition and subtraction fact families (sums through 10).
 - gather and organize data to answer a simple question.
 - organize and display data using tallies, bar graphs and pictographs (picture graphs).
 - interpret data taken from real/concrete graphs and pictographs (picture graphs) in terms such as most and least.
- * This quarter we will continue the Super Kids Math Drill to add and subtract facts quickly.
- * The students will be receiving homework almost every night in their Math Folders. This needs to be completed that night and returned in their Math Folders the next day.



$$10 - 4 = 6 \quad 2 + 7 = 9$$

How can you help at home in math?

- * Please practice addition and subtraction facts every night so that your child memorizes them! This is a foundational concept to many of the things we will learn in first grade.
- * Give any extra help that is needed for the current concept we are studying.
- * **Let your child complete his or her own homework, but offer support when needed and help them check it!**

Social Studies

What we will be learning about:

- * How people can make better economic decisions.
- * How scarcity can help to make decisions about what to acquire and when to acquire it.
- * How skills and resources help people to produce goods and/or provide services.
- * How goods and services are exchanged.
- * Current events through the **Scholastic News**

Science **Constructions**


We will be learning about how buildings and structures are built.

We will be discussing about how houses and building are built as well as what makes them strong so they can protect us from the different weather we experience in our environment.


Upcoming Events

- January 29 - Math Mid-Unit 3 Assessment
- February 1 - Class Pictures, Report cards go home for the 2nd quarter
- February 6 - PTA Meeting @ 7pm
- February 14, 28 - School - Wide Reading Assessment
- February 14 - VALENTINE'S DAY
- February 26 - Math Unit 3 Assessment
- March 6 - PTA Meeting @ 7pm
- March 19 - Math Mid-Unit 4 Assessment
- March 28 - Science Fair @ 7pm
- March 26 - Quarter 3 Ends





What's happening in FIRST GRADE?



Curriculum Newsletter

Third Quarter 2007

Reading

- * The students continue to excel in reading. They enjoy and work hard at their literacy centers.
- * This quarter we will continue reading to be informed and begin reading Folktales for literary experience.
- * This quarter we will begin reading folktales and fairy tales and compare different versions of the stories.
- * We will also revisit reading to be informed
- * The students will be able to:
 - recognize and use non-fiction text features such as, table of contents, headings, labels and more. We will be learning how to get information from charts and graphs as well.
 - analyze characteristics of folktales and discuss story elements: character, setting, events, problem and solution.
 - monitor their reading using various reading strategies to make sure they comprehend.
- Focus on **Does it look Right? Does It Sound Right? Does It Make Sense?**
 - use common rimes/chunks (e.g. -at and -ill) to help read and spell words.
 - identify consonant and focus on long and short vowel patterns.
 - read high frequency words
- * Ms. Yuan's reading class will continue CARS, STARS and CARS II, and begin William and Mary Program, a rigorous reading series that teaches reading strategies.
- * We will be having school wide reading assessments, which check the students' comprehension of what they read. Please encourage your child to do his or her very best on every assessment.



How can you help at home in reading?

- * Read with your child for at least 20 minutes every night and ask comprehension questions.
- * Use the homework as a guide and provide any extra help they may need!
- * Encourage your child to read more fluently!
- * Make flashcards of the high frequency words to practice reading and spelling at home!

Writing

- * We write to persuade with reasons. The students will write to convince/make someone think or like the things they do.
- * The students will be practicing and will be expected to include the following in their writing:
 1. A topic sentence
 - telling what they are writing about.
 2. At least 3 sentences of reasons
 3. A closing sentence
 - retelling what they are writing about.
- * The students will continue to use a hamburger model to help draft their writing.
- * The students will begin to use editing checklists to check their writing for language conventions. (punctuation, capital letters in the correct words and sentence structures)
- * The students will continue practicing handwriting formations of all the letters. The students are expected to write these letters the correct way in every task.
- * We are also teaching the students to reread their writing after they write to check for missing words and answer the question: "Does it make sense?"



In writing, do not forget:

- * To encourage your child to use his or her best handwriting every time!
- * To let your child do the thinking and the writing!
- * It is okay if your child does not spell every word correctly! Sounding out is OK.
- * To encourage your child to use their best handwriting and write with details.

