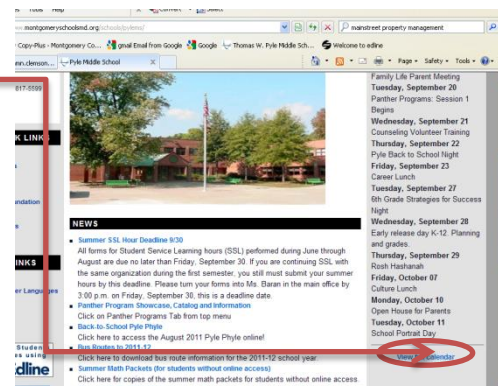
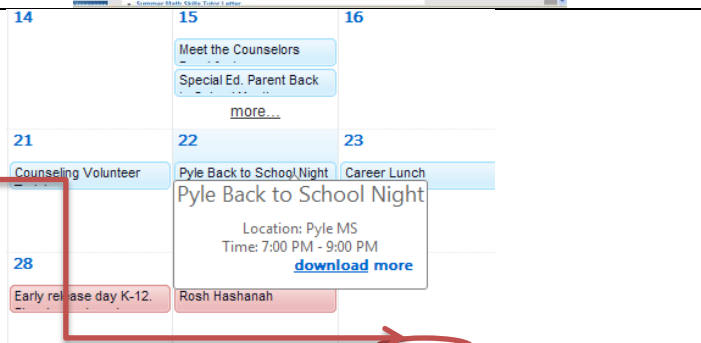


To download events from the Pyle Calendar:

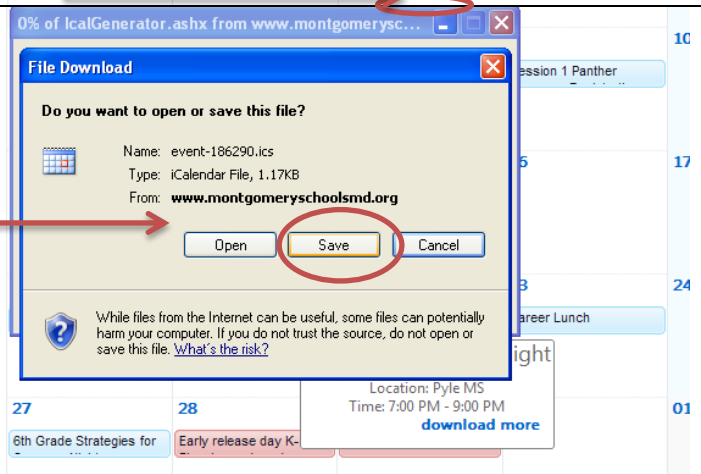
1. View the full calendar by clicking on the "View full calendar" link in the UPCOMING EVENTS section.



2. Place your cursor over the event that you want to download. A detail box should pop-up when your cursor is over the event.
3. Select "download"



4. When the file download box opens, select "Save" and choose the destination to save your file



5. Import your saved .ics file into the calendar program of your choice.