

MOSELEYARCHITECTS
DESIGNING SOLUTIONS ■ BUILDING TRUST ■ ENRICHING LIVES

Montgomery County Public Schools

**GAITHERSBURG CLUSTER COMPREHENSIVE
ELEMENTARY SCHOOL CAPACITY STUDY
ROSEMONT ELEMENTARY SCHOOL**

March 11, 2015

3:30 – 5:00 School Meeting

7:00 – 8:30 Community Meeting

Purpose of Elementary Capacity Study

- Board of Education adopted study
- Address significant space shortages at Gaithersburg Cluster elementary schools
- Study possible additions at four of the schools
- Compare cost of construction of additions to the cost of constructing a new elementary school

Enrollment projections

Gaithersburg Cluster Elementary Schools Projections September 23, 2014

School	Enrollment 2014-15	Projected Enrollment					
		2015-16	2016-17	2017-18	2018-19	2019-20	2020-21
Gaithersburg ES ***							
Capacity	732	732	732	732	732	732	732
Enrollment	824	879	915	925	918	907	868
space available/deficit	-92	-147	-183	-193	-186	-175	-136
Comments							
Goshen ES *							
Capacity	503	503	503	503	503	503	503
Enrollment	574	599	600	608	607	594	592
space available/deficit	-71	-96	-97	-105	-104	-91	-89
Comments							
Laytonsville ES *							
Capacity	448	448	448	448	448	448	448
Enrollment	433	419	408	404	396	389	383
space available/deficit	15	29	40	44	52	59	65
Comments							
Rosemont ES *							
Capacity	561	561	561	561	561	561	561
Enrollment	552	616	682	730	787	821	855
space available/deficit	9	-55	-121	-169	-226	-260	-294
Comments							
Strawberry Knoll ES **							
Capacity	427	427	427	427	427	427	427
Enrollment	617	643	640	627	630	625	626
space available/deficit	-190	-216	-213	-200	-203	-198	-199
Comments							
Summit Hall ES **							
Capacity	413	413	413	413	413	413	413
Enrollment	620	650	663	666	669	653	650
space available/deficit	-207	-237	-250	-253	-256	-240	-237
Comments		revitalization/ expansion scheduled for completion Jan 2023					
Washington Grove ES *							
Capacity	587	587	587	587	587	587	587
Enrollment	401	402	419	443	477	509	555
space available/deficit	186	185	168	144	110	78	32
Comments							
Total Capacity	3,671	3,671	3,671	3,671	3,671	3,671	3,671
Total Enrollment	4,021	4,208	4,327	4,403	4,484	4,498	4,529
space available/deficit	-350	-537	-656	-732	-813	-827	-858

Why?



- Need to know the following:
 - Which schools can we add classrooms to?
 - How large can the classroom additions be?
 - How much would the classroom additions cost?
- The Superintendent will be able to make recommendations to address the space shortages as part of the FY 2017–2022 Capital Improvements Program (CIP) in October 2015.

What will the study explore?

- Possible classroom additions at four of the schools in the study area
- Ability to build classroom additions at the schools that are over capacity
- Ability to build classroom additions at schools that are not over capacity but could relieve those schools that are over capacity through future boundary changes



What the study will not explore.

- **No** sites for future schools will be explored in this study
- **No** boundary changes will be explored as part of this study
- Since we have already studied Strawberry Knoll and Summit Hall we will not be revisiting those schools as a part of this study

Capacity Study Process

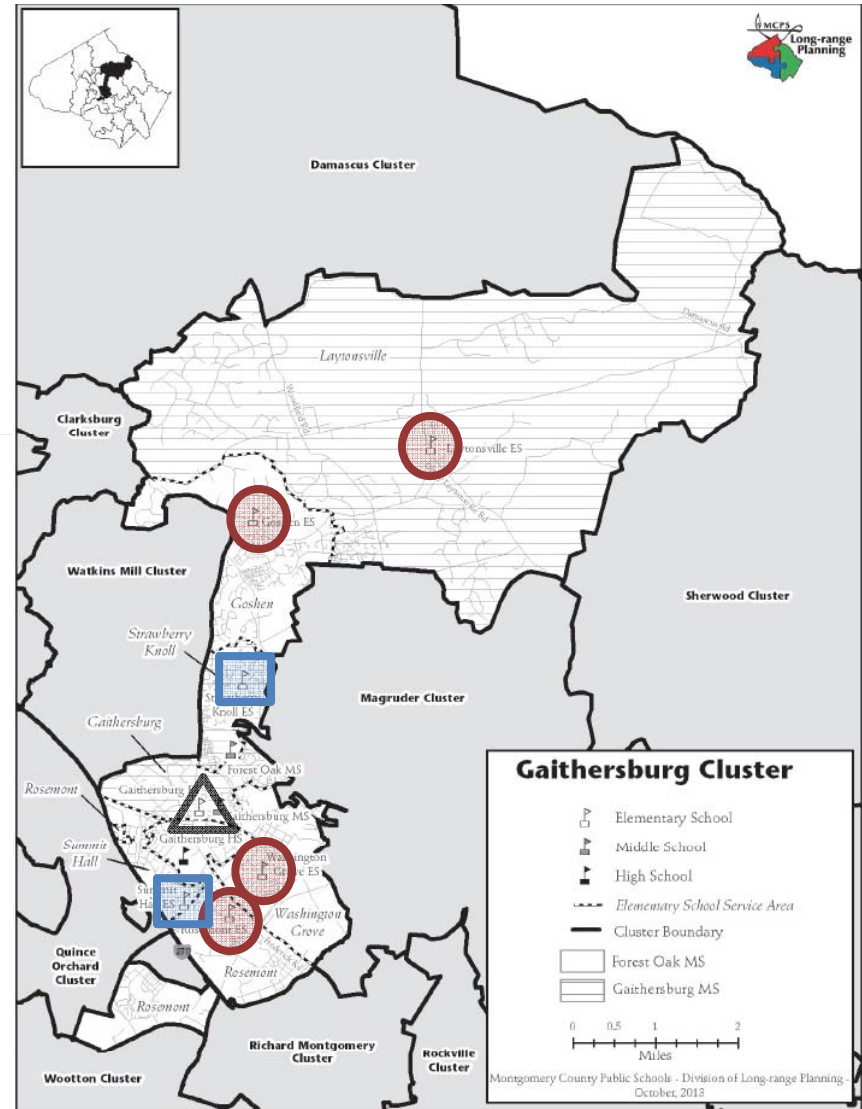
- At the completion of the meetings at the 4 schools, a 2nd communitywide meeting will be conducted to present all of the plans.
- Attendees will have the opportunity to provide feedback on the plans at the communitywide meeting.
- At the conclusion of the process, the architect will provide cost estimates of the classroom additions that will be compared to the cost of constructing a new elementary school.



Comprehensive Capacity Study

Capacity Analysis

	<u>Program Capacity</u>	
	<u>Current</u>	<u>Future</u>
Washington Grove	587	740
Rosemont	561	640
Goshen	503	740
Laytonsville	448	640
Gaithersburg	732	732
Strawberry Knolls	427	640
Summit Hall	413	636



Gaithersburg ES



Feasibility Study Completed



Comprehensive Capacity Projects



Upcoming Meeting Dates

School

Date & Time

Rosemont Elementary School

16400 Alden Ave., Gaithersburg, MD 20877

3-11-15 (3:30pm & 7pm)

Media Center

Goshen Elementary School

8701 Warfield Road, Gaithersburg, MD 20882

3-25-15 (3:30pm & 7pm)

Media Center

Laytonsville Elementary School

21401 Laytonsville Rd, Gaithersburg, MD 20882

3-30-15 (3:30pm & 7pm)

Media Center

Washington Grove Elementary School

8712 Oakmont St., Gaithersburg, MD 20877

4-13-15 (3:30pm & 7pm)

Media Center

Public Information meeting

Gaithersburg High School

101 Education Boulevard, Gaithersburg, MD 20877

4-28-15 (7pm)

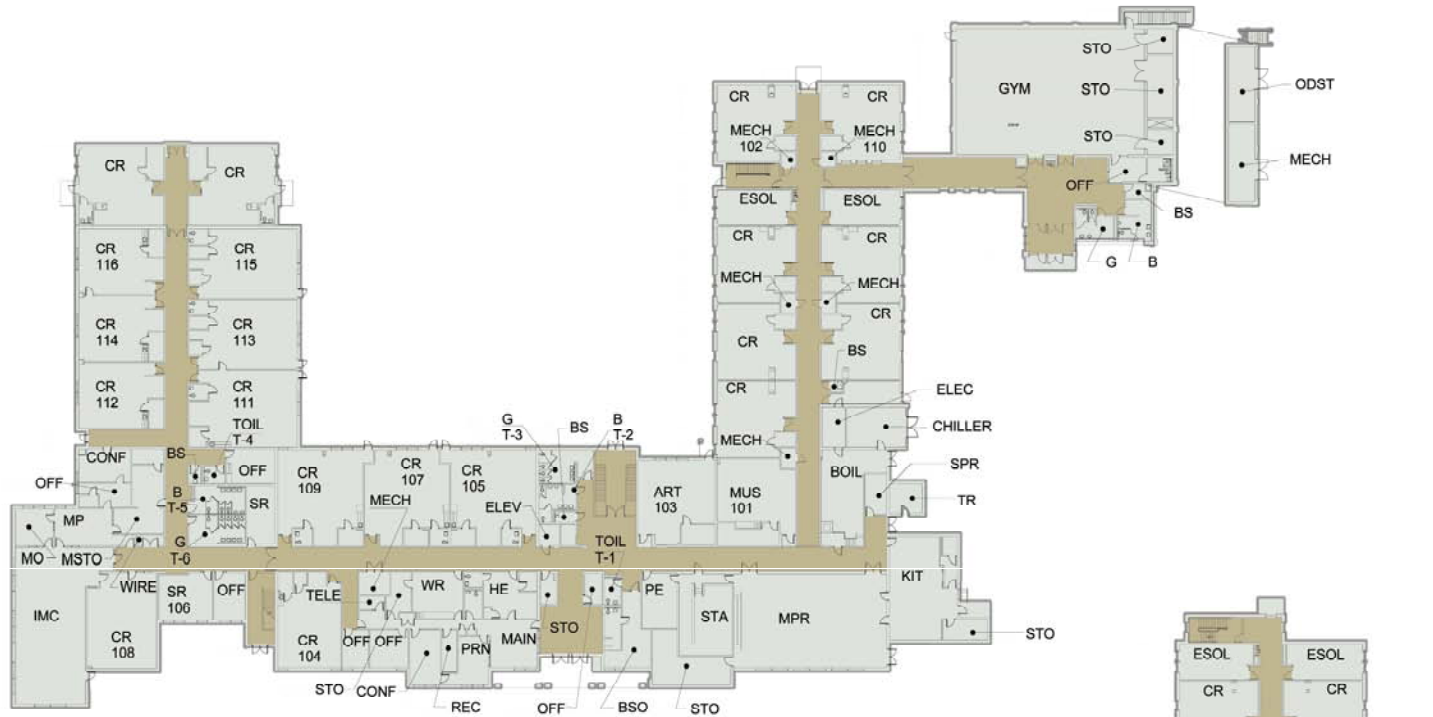
Cafeteria

Rosemont Elementary School



- Current Core Capacity - 640
- Current Program Capacity - 561
- Projected Program Capacity with Addition – 640
- Current Enrollment - 564
- Projected Enrollment for 2015/2016 – 634
- Currently above Capacity
- Currently has 2 program spaces in relocatables.
- Site size – 8.9 acres
- Classroom Addition – 10 years ago
- Parking Spaces – 85 approx.
- Set Backs - Front 30', Rear 30', Side 15'

Rosemont Elementary School



■ EXISTING FIRST FLOOR PLAN



■ EXISTING SECOND FLOOR PLAN

Rosemont Elementary School

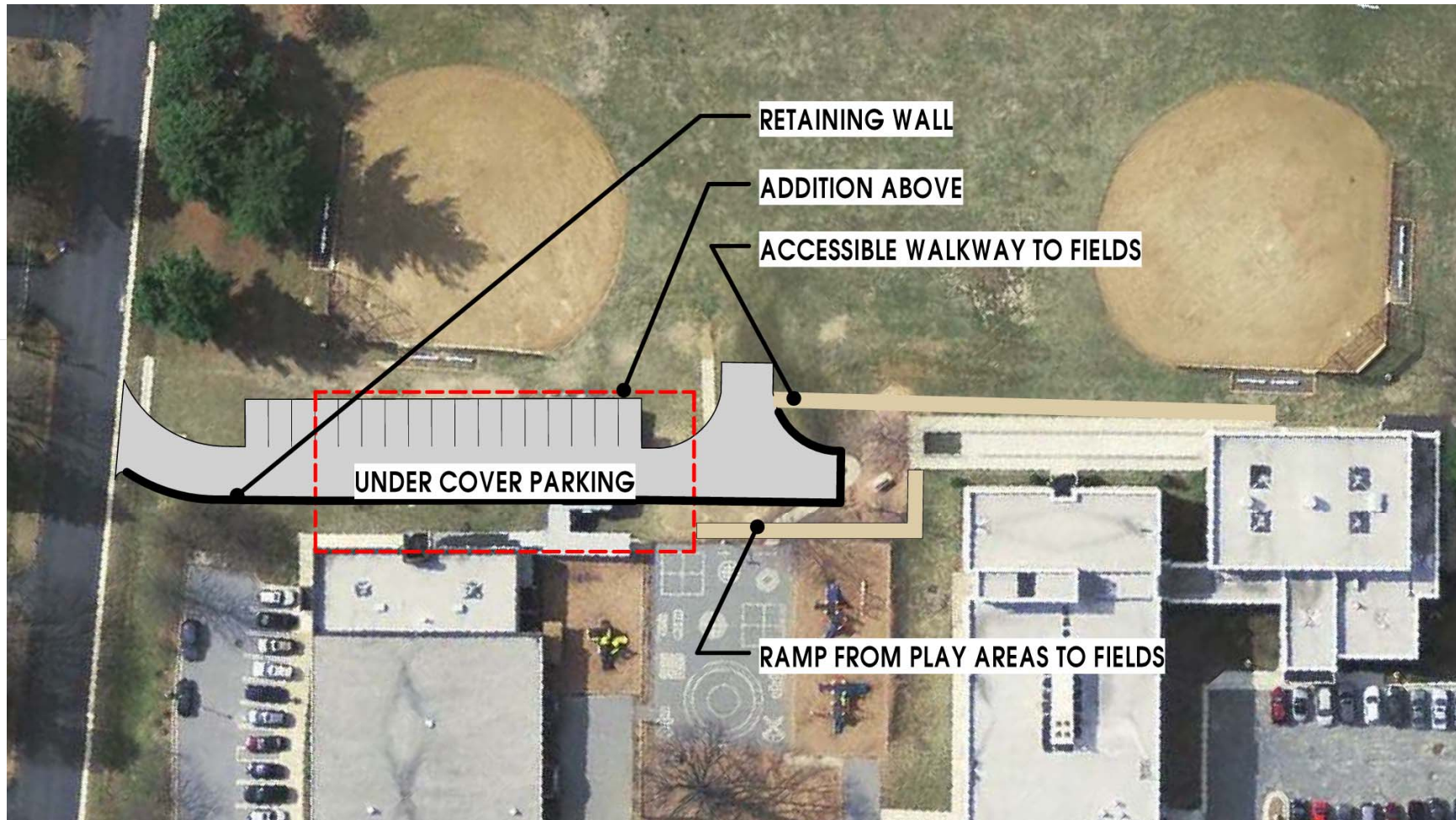
Facility	#		Net SF	Gross SF
Standard	3		900	2700
Dual purpose Room	1		1000	1000
Instrumental Music Room	1		450	450
<u>Support Rooms</u>				
Large Instructional Support Room	1		600	600
Testing Room	1		150	150
Staff Office	1		150	150
Itinerant Staff Office	1		150	150
<u>Staff Development Area</u>				
Staff Development Office	1		100	100
Reading Specialist Office	1		100	100
Training/Conference Room	1		450	450
<u>Building Service Facilities</u>				
General Storage	1		250	250
PTA Storage	1		150	150
Total	4			6250

Rosemont Elementary School



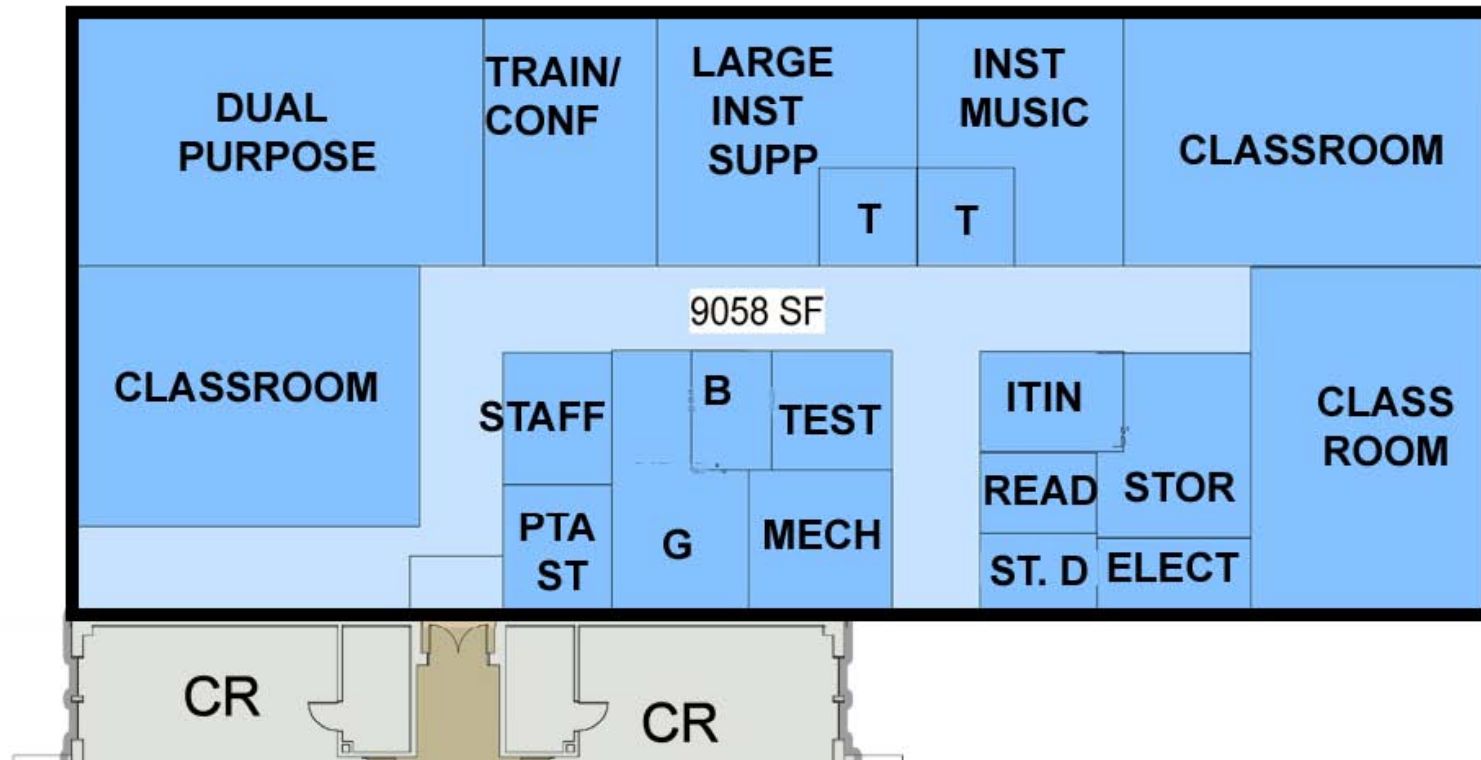
- SITE PLAN

Rosemont Elementary School



- LOWER LEVEL PARKING

Rosemont Elementary School



- BUILDING ADDITION

Rosemont Elementary School



Pros

- Compact footprint
- Takes advantage of the slope on site for a lower story parking
- Preserves Play area
- Opportunity to fix erosion problem on site

Cons

- Circulation does not create a loop
- Lower Level isolated from rest of school
- Need ADA access from Lower Level
- Need to move relocatable classrooms
- Inst. Music and Dual Purpose far from Art and Music

Rosemont Elementary School

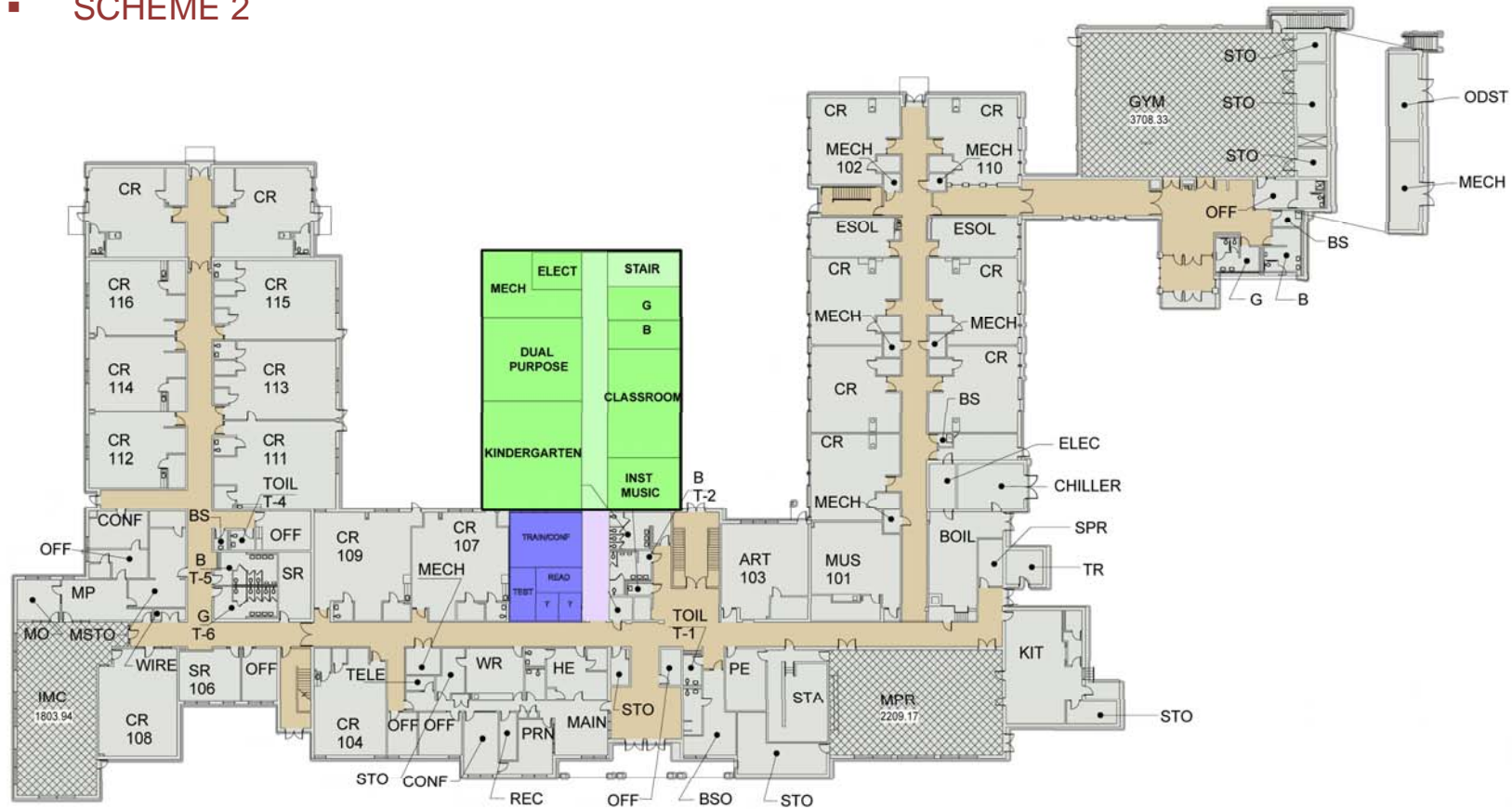


▪ SITE PLAN

▪ SCHEME 2

Rosemont Elementary School

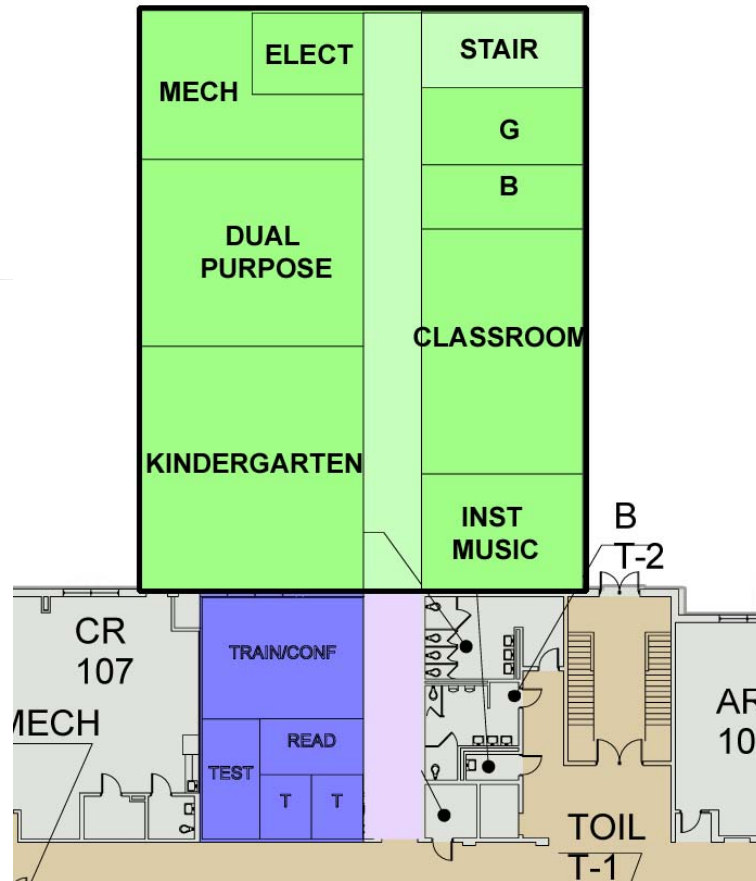
- SCHEME 2



- FIRST FLOOR PLAN w/ ADDITION

Rosemont Elementary School

- SCHEME 2



- FIRST FLOOR PLAN

Rosemont Elementary School

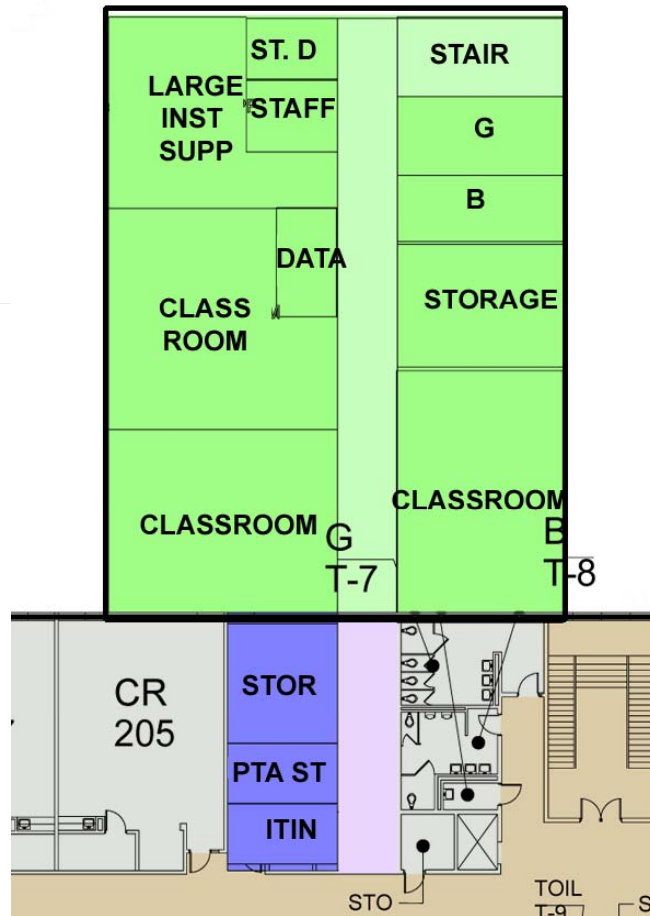
- SCHEME 2



- SECOND FLOOR PLAN w/ ADDITION

Rosemont Elementary School

- SCHEME 2



- SECOND FLOOR PLAN

Rosemont Elementary School



- SCHEME 2

Pros

- Compact footprint
- Current relocatable classrooms do not need to move during construction
- Instrumental Music and Dual Purpose classrooms are closer to Art and Music
- Attaches to existing two story
- Central location for better circulation and access

Cons

- Circulation does not create a horizontal loop
- Play areas need to be relocated
- Courtyard reduced to 2 smaller courtyards.
- Relocating Kindergarten room

Rosemont Elementary School

- Information on the capacity studies will be posted at the following web location as materials become available:
- <http://www.montgomeryschoolsmd.org/departments/construction/studies/gcstudy.shtm>



questions?

MOSELEYARCHITECTS

DESIGNING SOLUTIONS ■ BUILDING TRUST ■ ENRICHING LIVES