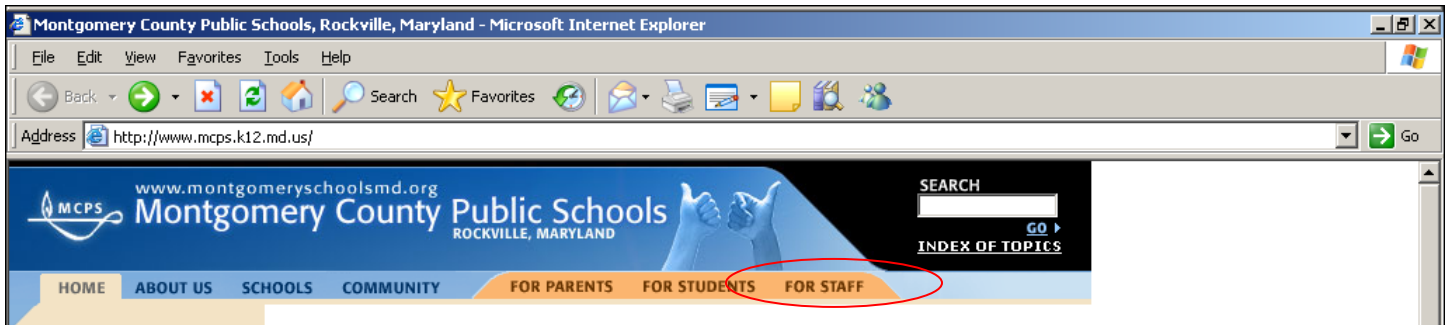


Logging Into ePaystub

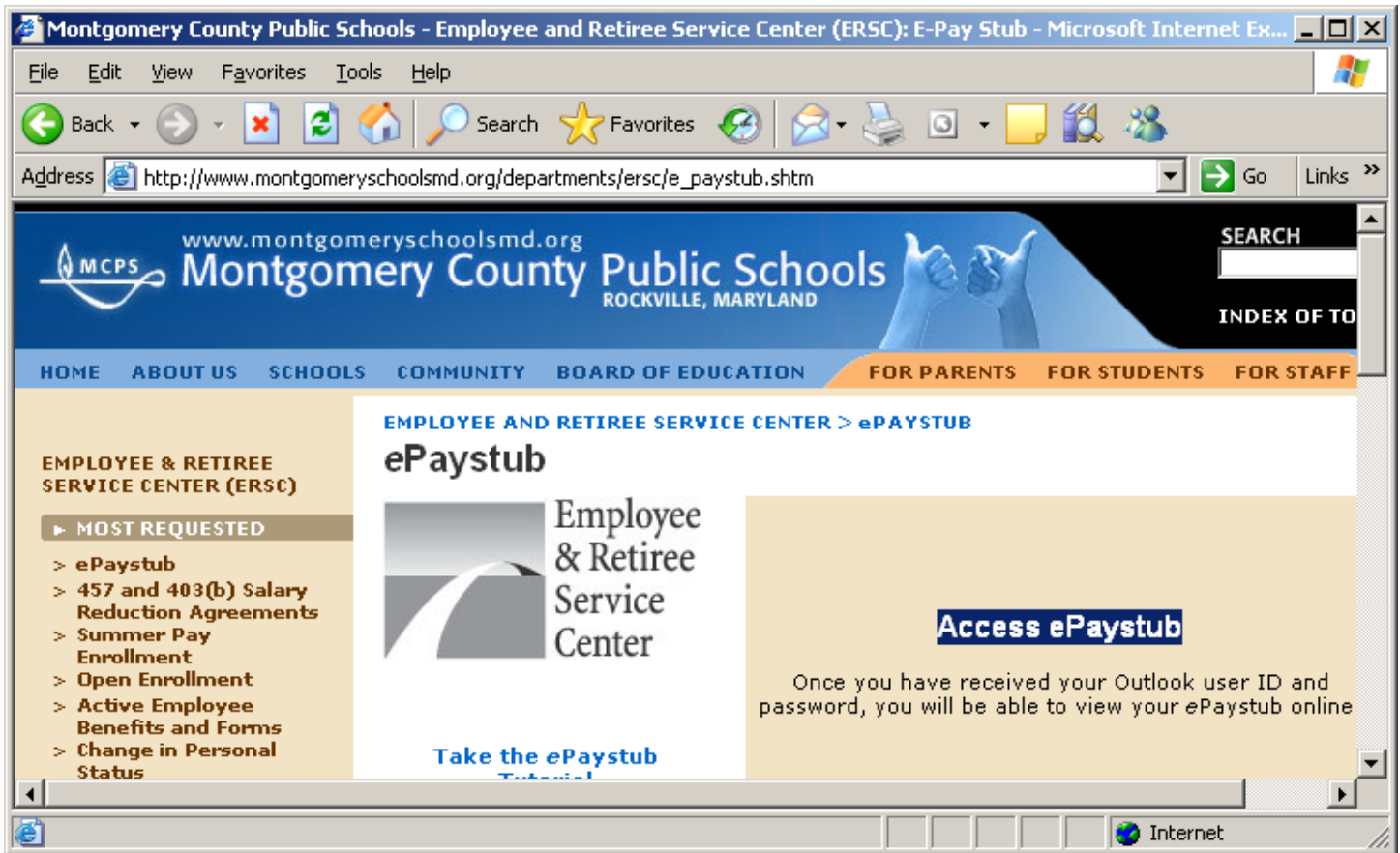
- 1) Go to <http://www.mcps.k12.md.us/>
- 2) Click on "For Staff" in the upper right hand corner of the page



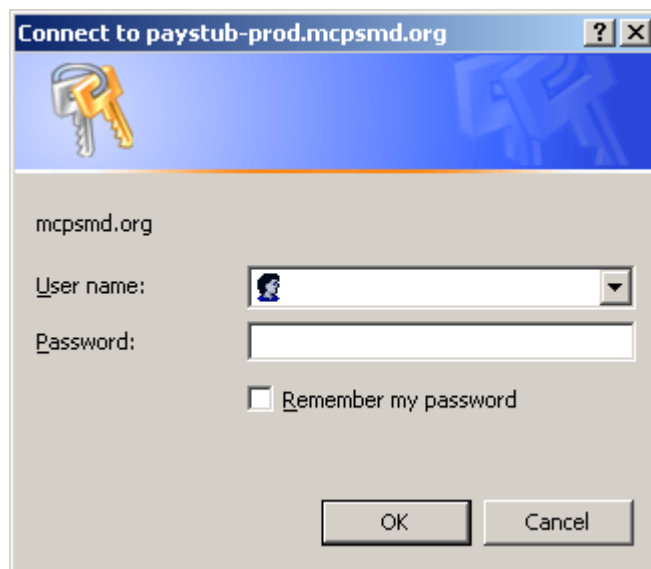
- 3) Click on "ePaystub" in the column on the left side



4) Click on **Access ePaystub**



5) Type in your user name and then your password. It is no longer necessary to type in your domain in front of your username.



6) After you have logged in, you will see a table with pay dates. Click on a date to see the pay stub for that date.

www.montgomeryschoolsmd.org
Montgomery County Public Schools
 ROCKVILLE, MARYLAND

Employee & Retiree Service Center

ePaystub Details Page
 Click on a payment date to view your ePaystub

Reminder: The password to open your ePaystub is your employee ID

Number of matches: 19
 Current Page: 1 of 2
[\[NEXT\]](#)

Payment Number	Payment Date	Payment Type	Voided Payments
3883890	1/19/2007	A	
3860689	1/5/2007	A	
3836947	12/22/2006	A	
3813202	12/8/2006	A	
3789532	11/22/2006	A	
3766077	11/10/2006	A	
3742621	10/27/2006	A	
3719266	10/13/2006	A	
3696070	9/29/2006	A	
3673574	9/8/2006	A	

[\[NEXT\]](#)

Click Log off to end your session. Close the browser when prompted.

7) When you click on the pay date, another window will pop up, asking for a second password. This is your employee number, with no zeros in front.

