




Summer Reading

2014

Genre	Description	My Choice
<p>Informational</p> 	<p>The publisher for the Simply Science Book Company has decided to help their readers by adding new sections to their science books. They are asking you to help by creating an illustrated glossary (dictionary) that will help them understand important words found in the book. Your glossary will need to include a picture and a definition for at least ten of these important words. Since it is a glossary, it is important that you remember that the words you choose must be listed in alphabetical order.</p> <p>To successfully complete this task, you will need to:</p> <p><u>First</u>, read a nonfiction (informational) book that is related to a science topic.</p> <p><u>Second</u>, complete a graphic organizer. (See sample)</p> <p><u>Third</u>, plan and create your illustrated glossary (don't forget to put your words in alphabetical order)</p> <p><u>Lastly</u>, revise, edit, and proofread your work.</p> <p>Now, create an illustrated glossary for the readers of your nonfiction science book in which you define at least twelve important words from the text.</p>	
<p>Traditional Literature</p> 	<p>The Disney Channel is considering a new series for daytime TV which will feature puppets. Each week they will compare two folktales, two fairy tales or two tall tales. Imagine that you have been hired to help them plan one of their shows. You will need to read two folktales, two fairy tales or two tall tales. Then select a character from each tale. Complete a graphic organizer listing the character traits and physical traits of each one. Design and create two puppets to match the descriptions. Then write some dialogue that might occur between the two characters from different stories. Use the graphic organizer on the back to help with your planning. (You may use a paper bag, sock or paper plate with a stick for your puppet.)</p> <p>To successfully complete this task, you will need to:</p> <p><u>First</u>, read two folk tales, two fairy tales or two tall tales.</p> <p><u>Second</u>, complete a graphic organizer. (See sample)</p> <p><u>Third</u>, create two puppets to match the descriptions.</p> <p><u>Fourth</u>, write dialogue for the puppets.</p> <p><u>Lastly</u>, revise, edit, and proofread your work.</p> <p>Now, read and then design your puppets for the Disney Channel's new series. Put on a puppet show when you are finished</p>	
<p>Biography</p> 	<p>The National Gallery of Art in conjunction with the National Portrait Gallery is planning an exhibit focusing on the character traits of famous people in the arts. As a contributor, you will need to read a biography about a person who made a contribution in art, music, drama or dance, design a portrait, and in a paragraph identify at least three character traits that describe this person. You will be expected to support the traits you chose with examples from this person's life.</p> <p>To successfully complete this task, you will need to:</p> <p><u>First</u>, read your biography.</p> <p><u>Second</u>, create your portrait.</p> <p><u>Third</u>, complete a graphic organizer by identifying at least three character traits and support them with examples from your book. (See sample)</p> <p><u>Fourth</u>, write your paragraph.</p> <p><u>Lastly</u>, revise, edit and proofread your work.</p> <p>Now, design a portrait and write a paragraph in which you inform the visitors to the National Gallery of Art and the National Portrait Gallery about the character traits of the person you read about in your biography. Maybe you can convince somebody in your family to take you to visit one of these free galleries in Washington, D.C.</p>	