




<p>Science Fiction</p> 	<p>Imagine that scientists from The Air and Space Museum are interested in exploring the places described in the <b>science fiction</b> book you have just read. They are asking you to help them prepare for their trip by sharing information about the three most important settings from your novel. They would like you to create a sketch for each of the three settings you chose. For each setting, they would like you to write a paragraph telling why this place was important to the story. It is important that you remember to use examples from the book to support your ideas. Use a shoebox and materials that you can find around the house to create a diorama.</p> <p>To successfully complete this task, you will need to:</p> <p><u>First</u>, read your <b>science fiction</b> novel.</p> <p><u>Second</u>, select your three settings and complete a graphic organizer to plan your work. (See sample)</p> <p><u>Third</u>, illustrate your three settings.</p> <p><u>Fourth</u>, write your paragraphs telling why each setting was important to the story.</p> <p><u>Fifth</u>, revise, edit and proofread your work.</p> <p><u>Lastly</u>, create your diorama of the setting.</p> <p><b>Now</b>, create three pictures and paragraphs that will describe to scientists at The Air and Space Museum the settings that were important in the <b>science fiction</b> novel you read. Then create a diorama of one setting.</p>	
<p>Historical Fiction</p> 	<p>A famous movie producer is planning to make a film out of the <b>historical fiction</b> book you have just read. She would like to end the film by predicting what the characters might be doing twenty years after the story ended. To help her write this <u>epilogue</u>, or ending, she is asking for those who have read the book, to write a paragraph telling movie viewers what they think might have happened to the characters twenty years in the future. Think about how life would be different because of all the new inventions and discoveries. Include these ideas in your epilogue.</p> <p>To successfully complete this task, you will need to:</p> <p><u>First</u>, read a historical fiction book.</p> <p><u>Second</u>, complete a graphic organizer. (See sample)</p> <p><u>Third</u>, write your paragraph predicting what you think will happen to the characters twenty years in the future. Remember to include information about how new discoveries and inventions impacted their life.</p> <p><u>Lastly</u>, revise, edit, and proofread your work.</p> <p><b>Now</b>, write a one paragraph <u>epilogue</u> in which you predict for movie viewers what might happen twenty years in the future to the characters in your <b>historical fiction</b> novel.</p>	
<p>Mystery</p> 	<p>Imagine that you are a reporter for the <b>Weekly Detective News</b>. Your assignment for the next issue is to report the problem found in a <b>mystery</b> novel you read and inform your readers of the clues that were used to solve the <b>mystery</b>. You will also need to include a catchy headline for your article and a picture that shows how the <b>mystery</b> was solved. Create a map with labels that shows where the clues were found.</p> <p>To successfully complete this task, you will need to:</p> <p><u>First</u>, read your <b>mystery</b> book.</p> <p><u>Second</u>, complete a graphic organizer by identifying the problem and clues that were used to solve it. (See sample)</p> <p><u>Third</u>, write your article making sure that you include a catchy headline,</p> <p><u>Fourth</u>, revise, edit and proofread your work.</p> <p><u>Fifth</u>, create a picture showing how the <b>mystery</b> was solved.</p> <p><u>Lastly</u>, design and create a clue map.</p> <p><b>Now</b>, write an article with a catchy headline and draw a picture for the <b>Weekly Detective News</b> that informs its readers how the problem in your <b>mystery</b> book was solved.</p>	