

Tech Tips for UDL Planning

Build Multimedia-Rich Lessons that Promote Student Choice

Matt White

Social Studies Resource Teacher
Rosa Parks Middle School




Tim Dixon

Media Specialist
Rosa Parks Middle School



Get ready
to answer a
few
questions!



★ Who are you??

- A. Elementary School Teacher
- B. Middle School Teacher
- C. High School Teacher
- D. Media Specialist, Admin, Other

★ How comfortable are you with using technology in the classroom?

- A. I'm a tech pro!
- B. I'm pretty comfortable.
- C. I'm getting there.
- D. I'm a beginner.

How often do you integrate multimedia
★ (images, audio, video, etc.) into your lessons?

- A. Every day
- B. Most days
- C. A few times each week
- D. Not often

✦ www.plickers.com




★ Questions or Comments?

todaysmeet.com/techtips

Today'sMeet

How can students benefit from lessons that integrate multimedia content?




www.todaysmeet.com/techtips

Accessibility



Engagement





Personalization

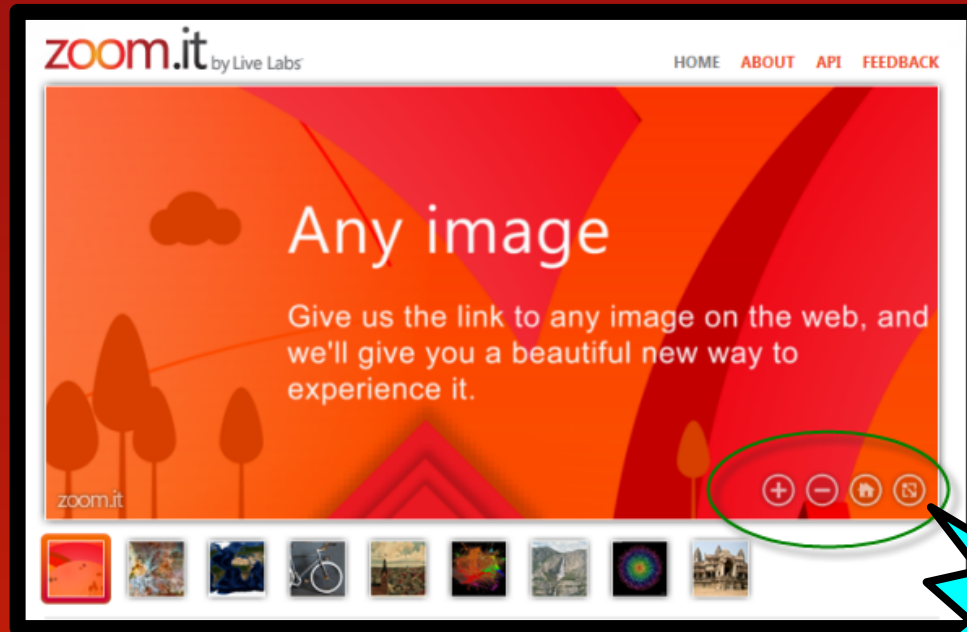
★ Guiding Question

What **digital tools** can enable students to interact with **multimedia** content in **meaningful** and **creative** ways?

I. Provide Multiple Means of Representation

II. Provide Multiple Means of Action and Expression

III. Provide Multiple Means of Engagement



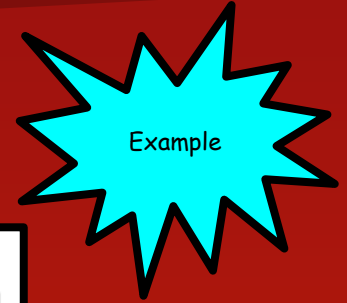
Create zoomable versions of images



Use templates to turn images into fun creations



JIGSAW PLANET



Turn any image into an interactive jigsaw puzzle



Annotate screen captures of websites or images

Using Thinglink
Without
Student Emails

••thinglink••

81+ Ways to
Use Thinglink in
the Classroom

Tag images with multimedia content

Coming
Soon:
Video!



Time

Intro Video



blendspace

Example

Curate a variety of multimedia content in one location

SCREENCASTOMATIC



Easily create screencasts



Create short video stories

The logo for WeVideo features the word "wevideo" in a bold, sans-serif font. The "we" is in a dark grey color, while "video" is in a bright blue color. A small blue circle is positioned above the letter "i". A small "TM" trademark symbol is located to the right of the word. The logo is centered on a red background with faint white lines.

Digital Storytelling Connected to Google Drive



Add multimedia and quiz questions to videos



Time

How do you plan to use one of the tools from today's workshop in your practice?

www.todaysmeet.com/techtips

Thank You

Please click here to give us some feedback about today's workshop.