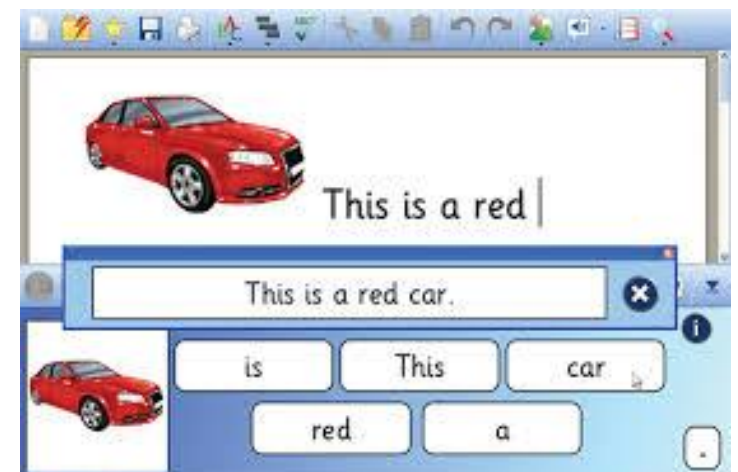




Flexible Reading and Writing Tool for a Diverse Classroom

July 29, 2014 and July 30, 2014
1:00pm-4:00pm



Presenters: Nudh Suanpan and Sarah Kio

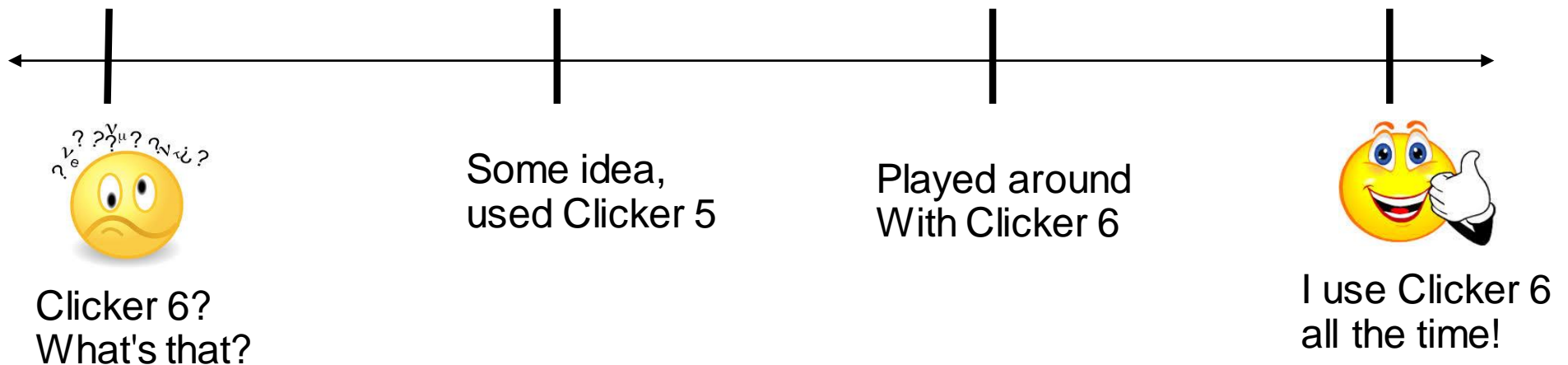


Today's Agenda

Time Allocated	Activity
1:00-1:10	<ul style="list-style-type: none">• As you enter, please fill out the consensogram on promethean board regarding your experience with Clicker• Introductions from Sarah and Nudh• Examples of how Clicker has been used in classrooms
1:10-1:20	<ul style="list-style-type: none">• Participants' introductions and experience with Clicker
1:20-1:40	<ul style="list-style-type: none">• Learning Session 1: word prediction, making a word bank, speech features
1:40-1:50	<ul style="list-style-type: none">• HANDS ON: word prediction, making a word bank, speech features
1:50-2:20	<ul style="list-style-type: none">• Learning Session 2: book making, paint feature, matching, sentence building
2:20-2:40	<ul style="list-style-type: none">• HANDS ON: book making, paint feature, matching, sentence building
2:40-2:55	<ul style="list-style-type: none">• Working break• Sarah and Nudh will be available to share more examples and answer questions.
2:55-3:05	<ul style="list-style-type: none">• Resources
3:05-3:45	<ul style="list-style-type: none">• HANDS ON: choose a resource and adapt it for your students, or continue to explore other Clicker features
3:45-3:55	<ul style="list-style-type: none">• Questions? Share what we've made today.
3:55-4:00	<ul style="list-style-type: none">• Closing

Your experience with Clicker 6:

Directions: As you come in, please place an X over the statement that best describes your experience and comfortability using Clicker 6.



Meet Sarah and Nudh



- Sarah uses Clicker 6 with children with high incidence disabilities.
- She is the resource teacher at Montgomery Knolls ES and used Clicker 6 with her students in reading, writing, and math.
- She is currently teaching PEP Comprehensive ESY and uses clicker for her morning meeting and book circle.
- Nudh uses Clicker 6 with children with low incidence disabilities.
- She was an SCB teacher at Drew ES and used Clicker 6 with her students in reading, writing, and as a communication tool.
- She will be teaching K/1 at Carl Sandburg this Fall and plans to use Clicker with her new AAC students.

Why We Love Clicker 6



- User friendly
- Can be used with diverse populations
- Engaging
- Multi-purposeful

Examples of Clicker 6 Used with Students with High Incidence Disabilities

- Writing sentences with grammatical support
- Word banks and/or word prediction
- Reading books and recording students reading for fluency
- Text to speech for editing
- Paint feature for emerging writers

Student Feedback

“Clicker 6 helps me because I can hear what I wrote yesterday. Then I know what I wrote [before] and can keep writing...that’s hard with a pencil.”

-2nd grade student at MKES

“I *DID NOT* like writing but clicker makes me almost kinda like writing because my hand doesn’t get so tired.”

-1st grade student at MKES

“I like picking words [for word banks] with my teacher and clicking them. Its more fun!”

-Kindergarten Student at MKES

Examples of Clicker 6 Used with Students with Low Incidence Disabilities

- Reading books
- Matching/Vocabulary building
- Creating sentences
- Communication board
- Interactive instruction

Let's Get to Know You!



- Did you already come up and contribute to the consensogram? If not, please do so now during introductions.
- Please share about yourselves. What's your name, where do you work, what do you do?
- Let's take a look at our consensogram...what are your experiences with Clicker 6?

Learning Session 1



- Word prediction
- Making a word bank
- Speech settings

Word Prediction

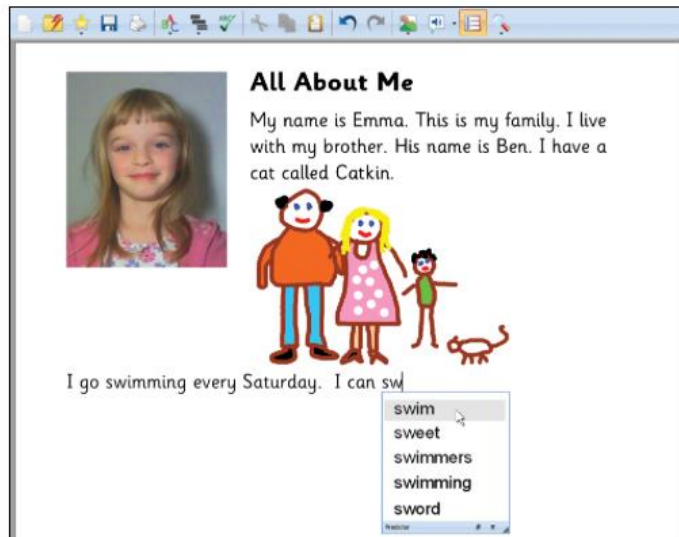
Develop Vocabulary and Spelling with Word Prediction

Clicker's intelligent predictor suggests words based on the context of the pupil's writing. This enables children to give their full attention to what they want to write and encourages them to use more adventurous vocabulary.

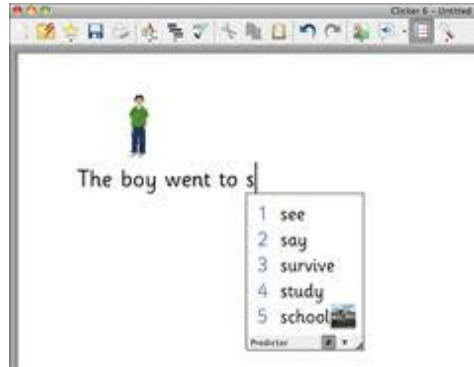
Use of the word predictor results in greatly improved coherence, spelling and grammar, and helps to increase the writing productivity of children who struggle to transfer their knowledge and ideas to the page.

“ One of the children in my class finds writing and spelling very difficult, and gets really frustrated whenever he has to sit down and write. Clicker has opened the door for him. The flow of his writing has really improved and he is able to focus on what he wants to write, rather than the laborious process of forming each word.

Rob Smith,
ICT Coordinator, Silverdale Primary School.



Word Prediction



- Personalize word predictor settings

http://www.montgomeryschoolsmd.org/departments/hiat/tech_quick_guides/Clicker6/how%20to%20guides/Word%20Predictor/1-How-to-personalize-the-word-predictor-settings.pdf

- Show picture/symbols in word predictor

http://www.montgomeryschoolsmd.org/departments/hiat/tech_quick_guides/Clicker6/how%20to%20guides/Word%20Predictor/2-How-to-show-pictures-or-symbols-in-the-word-predictor.pdf

- Add topic words in word predictor

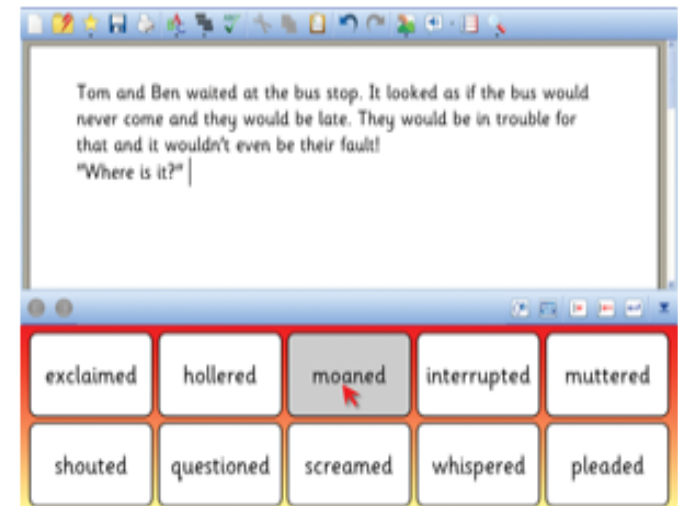
http://www.montgomeryschoolsmd.org/departments/hiat/tech_quick_guides/Clicker6/how%20to%20guides/Word%20Predictor/3-How-to-add-topic-words-to-the-word-predictor.pdf

Word Bank Grids

Word bank grids

Some students who can spell out most words using the keyboard may still need help with the more difficult words, or need more encouragement to broaden their vocabulary. Clicker word bank grids provide instant access to any number of words.

Word bank grids are tabbed to provide access alphabetically or through topic areas. All words can be previewed with a right-click (Mac: Ctrl-click), which reads the word out.



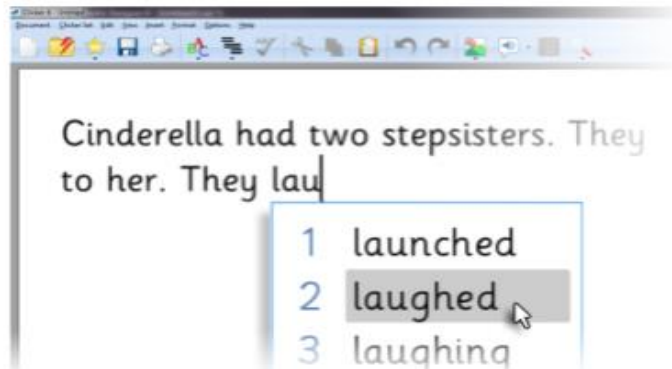
- ## How to create a word bank

http://www.montgomeryschoolsmd.org/departments/hiat/tech_quick_guides/Clicker6/how%20to%20guides/Quick%20Wizards/4-How-to-create-a-quick-word-bank.pdf

Speech

Speech in the Clicker Grids

Pupils using Clicker Grids to enter whole words may need to check the word they are about to use before they write. A simple right-click (Mac: Ctrl-click) reads the word out to them. This allows pupils to find the right words for themselves, and encourages them to use more adventurous vocabulary, boosting their confidence as they develop their ability to write independently.



Additional speech support

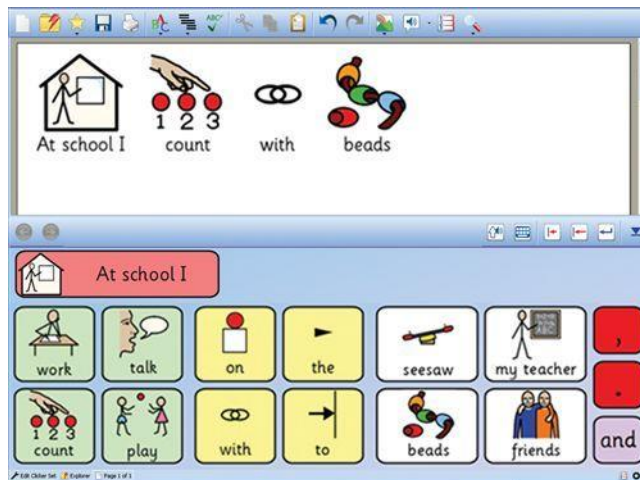
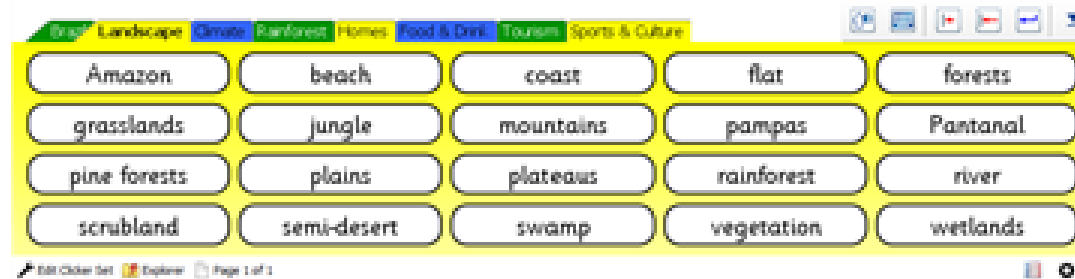
When the word predictor or spell checker makes a suggestion, pupils are able to right-click on the word and have it read to them before using it, giving them an opportunity to select the correct words independently and create flowing pieces of accurate text.

- How to listen to text and change text feedback settings:

<http://www.cricksoft.com/Files/Us-Clicker-Sheets/Documents/6-How-to-listen-to-text-and-change-the-text-feedback-settings.pdf>

Hands On!

- This is your time to experiment with the Clicker tools we just learned. Explore making a word bank, the word prediction, and speech features.



Learning Session 2



- Book making
- Paint feature
- Matching
- Sentence building

Book Making

Talking books - for reading

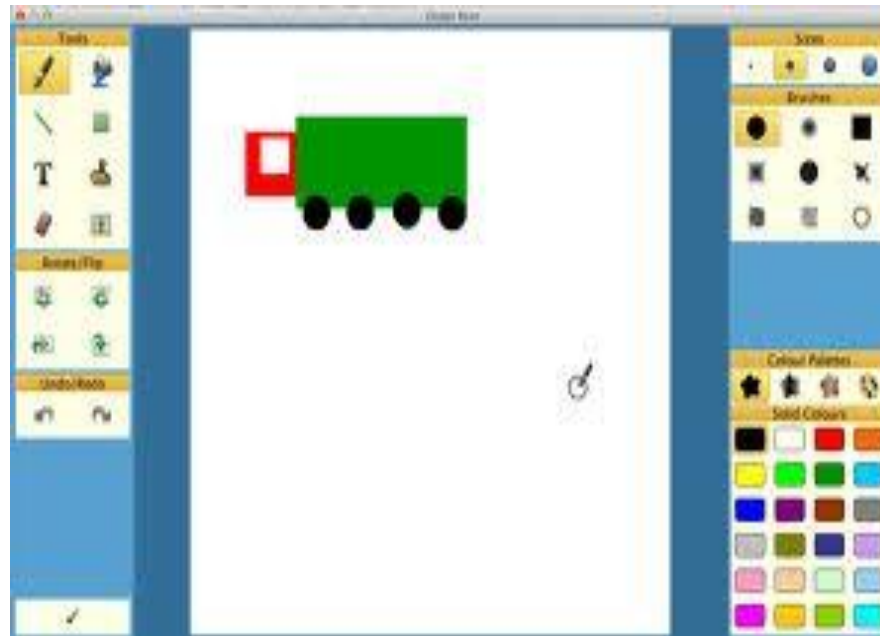
Clicker talking books are an important ingredient in the range of reading materials in your classroom. Clicker talking books give you the following benefits:

- Speech support - Clicker reads in a clear, human-sounding voice, highlighting each word as it is spoken. Children can choose to listen to all the text or just particular words that they are struggling with.
- Recording functionality - pupils can use the microphone button to record themselves, providing a valuable opportunity to practise reading text and develop their fluency.
- Flexibility - pupils are able to read the books independently, but they also make great centrepieces for your whiteboard lessons.



- How to make a book...

Paint



- How to add picture painting, a photograph, or webcam picture to a document

http://www.montgomeryschoolsmd.org/departments/hiat/tech_quick_guides/Clicker6/how%20to%20guides/Document/1-How-to-add-a-picture-painting-or-photograph-to-a-document.pdf

Matching

Matching activities

Matching activities are a great way of developing basic problem-solving, pattern recognition, and language acquisition skills. They are particularly useful for supporting emergent readers and children learning English as an additional language.

A range of matching activities can be created, incorporating pictures, words, and sounds, in whatever combination, to progress students' key skills at a manageable pace.



- **How to create a matching activity:**

http://www.montgomeryschoolsmd.org/departments/hiat/tech_quick_guides/Clicker6/how%20to%20guides/Quick%20Wizards/1-How-to-create-a-matching-activity.pdf

Sentence Building



Sentence building grids

Sentence building grids typically contain all the words required to build a sentence. Students click on each word to create a grammatically correct sentence in their document, then use the arrow button to move on to the next sentence in the set, quickly building a significant piece of writing. Sentence building tasks help to develop important literacy skills such as left to right directionality and the accurate use of capital letters and punctuation.

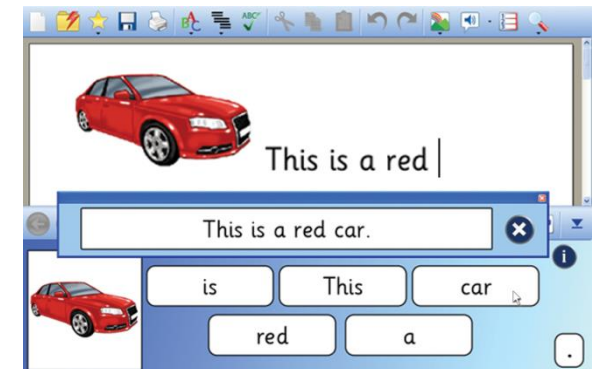
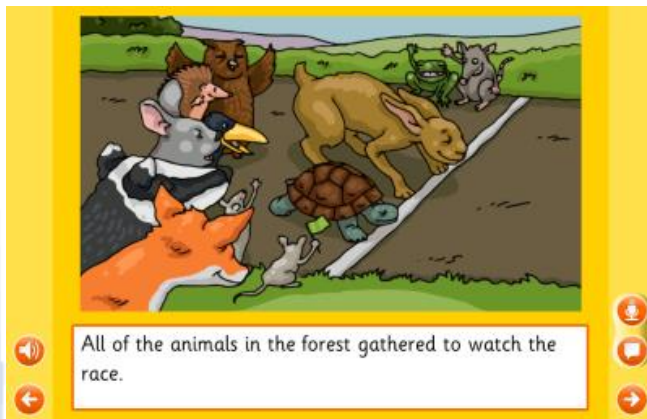
The words in the grid can be color coded to define parts of speech. In addition, you can offer a visual or aural model for the student to copy.

- **How to create a sentence building activity**

http://www.montgomeryschoolsmd.org/departments/hiat/tech_quick_guides/Clicker6/how%20to%20guides/Quick%20Wizards/3-How-to-create-a-quick-sentence-building-activity.pdf

HANDS ON

This is your time to experiment with the Clicker tools we just learned. Explore book making, paint, matching, and sentence building.



Break



- Take a 15 minute break!
- Nudh and Sarah will be around to answer questions and share Clicker examples.

Free Resources



- **Learning Grids** <http://www.learninggrids.com/uk/>
- **Crick's website** <http://www.cricksoft.com/uk/Home.aspx>
- **Training PDFs and Videos** <http://www.cricksoft.com/us/training/clicker-6-training/90-second-videos.aspx>
- **HIAT's website** <http://www.montgomeryschoolsmd.org/departments/hiat/>
- **Accessible Book Collection** <http://www.accessiblebookcollection.org/>
- **Our Edmodo site** <https://mcpsmd.edmodo.com/>

Hands On



- Find an activity on Learning Grids that you could use with your students. Make adaptations to the activity to best fit your students' needs.
- Explore other Clicker tools we have learned today. Make something you can use in the Fall!

Sharing is Caring



- It's time to wind down our work. Save your work to your flashdrive, but also onto Edmodo!
- On Edmodo we can share materials. Upload your work into either the folder for general ed/high incidence disabilities or low incidence disabilities.

Questions?



Thanks for coming! We hope you learned a lot and have something you can take back to your students.



- Feel free to contact us with any questions:
 - Nudh Suanpan
 - Paweenudh_Suanpan@mcpsmd.org
 - Sarah Kio
 - Sarah_E_Mears@mcpsmd.org