


Name:

Butterflies

You have learned a lot about butterflies in the classroom with your teacher. Now we are going to look at different Web sites and try to practice what we already know!

1. Hold down the **CTRL** key and click on the butterfly.



2. Click this button:




3. Click **Level I** and answer the questions. How many did you get right (how many badges do you have)?

Write the number in the box.

I answered

questions correctly.

4. Hold down the **CTRL** key and click on the butterfly.



5. Look at the picture and the labels.

6. Using the word bank below, label the different parts of the butterfly.

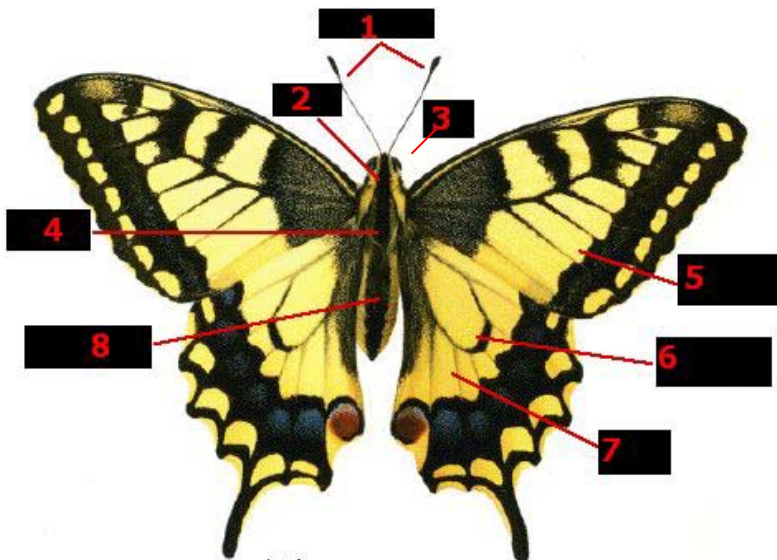


photo from:
See How they Grow: Butterflies by Mary Ling.
London: Dorling Kindersley Limited, 1992.

Word Bank

Antenna	forewing
Scales	thorax
Abdomen	hind wing
Head	eye

Answers

- 1.
- 2.
3. eye
- 4.
- 5.
- 6.
- 7.
- 8.

7. Hold down the **CTRL** key and click on the butterfly.



8. Log in. The username is sharks1 and the password is shark. Watch the movie. Take the Review Quiz.

9. Label the stage: larva(caterpillar), egg, pupa(chrysalis), adult (butterfly)

