



# Creative With Reading and Writing!

## Summer Calendar Activities

### June 15, 2009

Dear Parents/Guardians,

This time of year the question that I am most frequently asked is, "What can I do to help my child continue learning over the summer?" In answer, Great Seneca Creek Elementary School is offering Summer Calendar Activities to students going into Grade 1 and Grade 2. Our theme this summer is "**Be Creative With Reading and Writing**".

The activities included on the calendar offer students the opportunity to read and write for various purposes and outcomes. Library visits are recommended as part of the program to select interesting and appropriate books for these activities. The calendar can easily be used in conjunction with the Montgomery County Department of Public Libraries' program entitled "Summer Reading 2009: Be Creative!" which provides incentives to keep students reading and writing during the summer months.

The requirements for successfully completing the Summer Reading packet are simple. **Students should complete eight or more calendar activities and are also required to read a minimum of two (three is encouraged) days a week for 15 to 20 minutes.** Students may buy or make a journal to record their writings and titles of books read. Then, on or before **Friday, September 4**, students should bring their completed journals to their homeroom teacher. A celebration will be held during the second week of school to honor their reading and writing efforts over the summer. We are aiming for 100% participation and hope to see your child(ren) at our special celebration!

In addition to completing the reading and writing activities described above, we would like to offer an **OPTIONAL** activity to motivate our great Bullfrog readers. We can show everyone how much we value reading by logging the total number of minutes read this summer, as a school, on the Scholastic website. The top 20 schools will be listed in the Scholastic Book of World Records! Please see the attached memo for more information.

Sincerely,

Principal, Gregory S. Edmundson

# July 2009 Calendar Activities

Sun	Mon	Tue	Wed	Thu	Fri	Sat
			1 Create a special reading bumper sticker. Design it on the first page of your summer reading journal.	2 <i>VISIT THE LIBRARY!</i> Choose a book to read. Write all the reasons you picked this book to read.	3 Design a hat to wear for a Fourth of July celebration. Use this website to show you how to make it: <a href="http://www.dltk-kids.com/crafts/crafts/columbus/newspaper_sailors/hats.html">www.dltk-kids.com/crafts/crafts/columbus/newspaper_sailors/hats.html</a>	4 
5 	6 Create a new cover for a book you have read. Include the title and author. Then write the names of the characters, and tell about the setting.	7 Pick a book to read to your favorite stuffed animal. Who did you read to? Make a costume for your stuffed animal that depicts one of the characters in the book.	8 Write a story about your stuffed animal's best adventure. Make it exciting. Share with a friend.	9 <i>VISIT THE LIBRARY!</i> Select a true book to read. Write the title of the book and list five interesting facts that you learned. Draw a picture to go with each fact.	10 Sing a song with a friend. Write the words you sang. Create a musical instrument to help you keep the beat. Try this website <a href="http://www.enchantedlearning.com/crafts/music">www.enchantedlearning.com/crafts/music</a>	11 
12 	13 Read everything on a cereal box. When the box is empty, cover it with paper and design a new box for your favorite cereal.	14 Take an imaginary trip to an imaginary destination. Create a picture postcard that shows the things you saw and did on the front. Write a letter to a friend on the back.	15 <i>VISIT THE LIBRARY!</i> Read a book about an animal. Read it to your favorite stuffed animal.	16 Make a list of your 10 favorite games. Then put them in ABC order. Find a friend to play one of the games with you.	17 Write a letter to a friend telling about your favorite game. Draw a picture to share.	18 
19 	20 Cut out words from a newspaper. Glue them on paper to write a special message for a friend.	21 Choose a favorite recipe. Write the ingredients. If you get a chance, try making you recipe with an adult.	22 Read a book of your choice in your favorite chair. Draw a picture of the story's setting. Label it.	23 Summer days are the longest days of the year. List the longest words you know. Use at least five of them in a sentence.	24 <i>VISIT THE LIBRARY!</i> Read a mystery book and draw a new cover showing the setting and the characters on the front and the problem and solution on the back.	25 
26 	27 Read aloud with a friend. Take turns reading the pages. Write the title of the book and the name of the friend with whom you read.	28 Read a fairy tale. Get some friends together to make the story into a play. Remember you will need to write dialogue. Perform it for your families.	29 Read a poem. Use rainbow colors to write all the words that rhyme. Add other words that rhyme to your list. Read your list aloud.	30 <i>VISIT THE LIBRARY!</i> Read a book written by your favorite author. What did you read? Who is the author?	31 Create a poster about a special friend. Include words on the poster that give information about your friend.	







More reading and writing activities are available on the Scholastic website. Be sure to check them out when you join the Scholastic Summer Challenge.

[www.scholastic.com/summer](http://www.scholastic.com/summer)

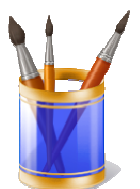
## Be Creative!



# August 2009 Calendar Activities

Sun	Mon	Tue	Wed	Thu	Fri	Sat
						1 
2 	3 Make up an exciting Summer Reading Slogan and use it to create a colorful banner to hang in your room.	4 Draw a picture of your bedroom. Label five of your favorite things. Write about one of them.	5 Make a list of all the popsicle flavors you can. Put them in ABC order and then circle your favorite.	6 VISIT THE LIBRARY! Choose a book to read. Tell what made you pick this book.	7 Make a puppet of a character from a book you have read. Use a paper bag, socks or a popsicle stick to create the puppet.	8 
9 	10 Think of your favorite place to eat. Draw your favorite meal. Write 3 reasons why people should eat there.	11 Plan an August picnic to celebrate reading. Make a list telling who you would invite and what you would do.	12 VISIT THE LIBRARY! Find a book about plants. Make a list of seven new words that you learned about plants.	13 Take a walk with an adult. Count the number of different plants you see. Select your favorite plant to sketch and label.	14 Read for 15 minutes in a shady spot. Write about your favorite character and tell why?	15 
16 	17 Go outside, close your eyes, and listen to all the mysterious sounds. Then write a story about what you heard. Try to make the sounds you heard and create a musical sequence with the sounds.	18 Read a book about an animal. Try to find out where the animal lives. Use a shoebox to create the animal's habitat.	19 Find a picture in the newspaper or in a magazine. Write a story telling about what is happening.	20 VISIT THE LIBRARY! Read a book by your favorite author. What did you read? Who was the author? Find some information about the author and write it in your journal.	21 Create a new cookie. Name it and design a box that will make people want to try it.	22 
23	24 Design a special award for your favorite book character. Write what your character did to earn this special award.	25 Think of your favorite jokes. Write 3 or 4 of them to share. Try them out on your friends and family.	26 VISIT THE LIBRARY! Find a book with an unusual setting. Make a postcard. Draw the setting on the front and write a message to a friend on the back.	27 Make a list of all of the books you read this summer. Give it to your teacher on the first day of school.	28 Write a letter to your teacher. Tell her some things you would like her to know about you before school starts.	29 
30	31 <b>First day of school for students!</b>					

*Be Creative!*



# Read for the World Record!

©2009 Scholastic Inc. 7524

Student Name \_\_\_\_\_

Grade \_\_\_\_\_

Help set the new summer reading *Scholastic World Record* by reading as much as you can. Use this handy reading log to record your time. To make sure your minutes are counted toward the record, please register and log them online at <http://www.scholastic.com/bookfairs/record/>.

	<i>Book or Article Titles</i>	<i>Minutes Read</i>
<i>Week 1</i>		
<i>Week 2</i>		
<i>Week 3</i>		
<i>Week 4</i>		
<i>Week 5</i>		
<i>Week 6</i>		
<i>Week 7</i>		
<i>Week 8</i>		
<i>Week 9</i>		
<i>Week 10</i>		

**TOTAL MINUTES READ =** \_\_\_\_\_

Be sure to log your minutes at <http://www.scholastic.com/bookfairs/record/>!

GSCES

Entering Gr. 1 and 2

Summer 2009