

Answers For Middle School Math B Summer Workbook

Page 1:

1. 20, 26, 33

2. 48, 96, 192

3. $16 \frac{1}{16}, 32 \frac{1}{32}, 64 \frac{1}{64}$

4. 7, 14, 6

1	1	3	12	16	24	18
2	4	6	8	10	12	14
24	8	12	25	15	6	10
5	15	24	20	18	3	6
18	24	48	15	14	11	2
16	14	12	10	8	6	4
2	4	3	5	4	6	50

Page 2:

1. B

2. A

3. C

Charts-

1. 14, 9, 5, 0

2. 12, 18, 27, 39

3. 3, 15, 29, 45

4. $\times 3$

5. $-- 25$

6. $+ 2 \times 3$

Cities-

2	3	4	5	6	7	8
1	3	6	10	15	21	28

Page 3:

1. highest 18

2. highest -2

3. highest 500

lowest -21

lowest -23

lowest -375

Table-

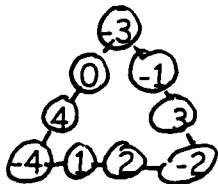
Sum of the rows: -1, 0, 7, 8, -4, -7, 2, 5

Sum of the columns: 4, 0, -5, -3, 4, 2, -1, 9

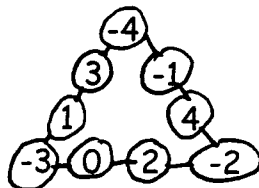
Sum of the final row/column: 10

Page 4:

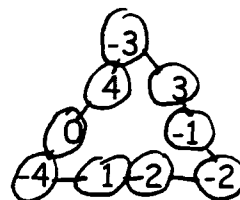
1.



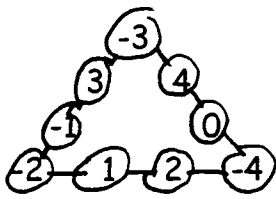
2.



3.




4.



Page 5:

- | | | | |
|--------------|-------------|--------------|-------------|
| 1. $x = 5$ | 2. $t = 13$ | 3. $x = 12$ | 4. $r = 48$ |
| 5. $y = 7$ | 6. $h = 0$ | 7. $p = 24$ | 8. $k = 21$ |
| 9. $p = 26$ | 10. $x = 7$ | 11. $s = 35$ | 12. $x = 8$ |
| 13. $d = 19$ | 14. $g = 6$ | 15. $w = 12$ | |

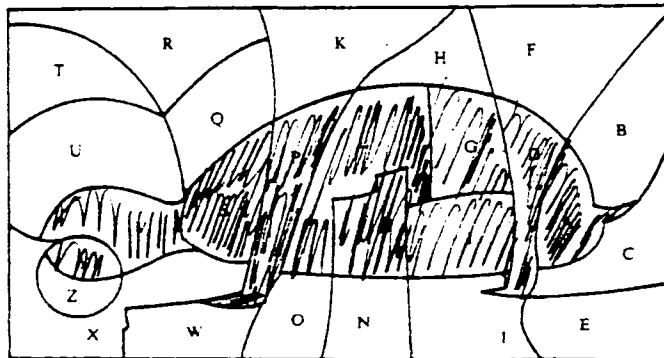
Page 6:



Page 7:

	Mean	Median	Mode	Range
1.	63	65	None	52
2.	6	6	6	5
3.	166.5	166	None	80
4.	23.1	23	23, 27	32

Page 8:



Pages 9 and 10:

- | | | | |
|--------------|--------------|----------|---------------|
| 1. 123.109 | 2. 1,233.918 | 3. 31.31 | 4. 496.188 |
| 5. 4,103.386 | 6. 8,813.293 | 7. 2.52 | 8. 0.2001 |
| 9. 18.6984 | 10. 2.5284 | 11. 2.01 | 12. 3.608 |
| 13. 3.256 | 14. 35.31047 | 15. 241 | 16. 1,588.788 |
| 17. 112.068 | | | |

Page 11:

1.	.08	.6	4	20
2.	244.9	246.5	246.8	248.6
3.	.89	.987	1.03	2.4
4.	.879	2.68	8.47	14.8
5.	5.12	5.29	5.3	5.38
6.	52.98	54.89	56.3	58.1
7.	.006	.07	.8	4
8.	3.456	7.24	9	14
9.	793.8	794	794.65	794.7
10.	6.7	7.24	9	14
11.	4.07	4.19	4.2	4.3
12.	.45	3.75	3.8	6.7

Page 12:

HE GOT DOUG OUT

Page 13:

- | | | | |
|---------------------|----------------------|----------------------|---------------------|
| 1. $4/3$ | 2. 5 | 3. $1/7$ | 4. $3/5$ |
| 5. $3/5$ | 6. $1 \frac{1}{10}$ | 7. $1 \frac{4}{9}$ | 8. $4 \frac{3}{10}$ |
| 9. $2/3$ | 10. $7 \frac{1}{15}$ | 11. $1/7$ | 12. $2 \frac{4}{5}$ |
| 13. $3 \frac{4}{5}$ | 14. 3 | 15. $11 \frac{1}{3}$ | 16. 1 |
| 17. $1 \frac{1}{8}$ | | | |

Page 14:

- | | |
|---------|---------------|
| 1 $1/2$ | 6 slices |
| $3/4$ | 3 pounds |
| 1 | 4 eggs |
| $1/4$ | 1 cup |
| $1/2$ | 2 tablespoons |

- 2 8 tablespoons
- 1 4 tablespoons
- 1/2 2 tablespoons
- 1/4 1 teaspoon
- 1/8 1/2 teaspoon

Page 15:

- | | | | |
|----------|-----------|----------|-----------|
| 1. 0.2 | 2. 0.75 | 3. 0.50 | 4. 0.3 |
| 5. 0.8 | 6. 0.6 | 7. 20% | 8. 75% |
| 9. 50% | 10. 33.3% | 11. 80% | 12. 66.6% |
| 13. 0.08 | 14. 0.60 | 15. 0.11 | 16. 0.12 |
| 17. 0.40 | 18. 0.95 | | |

Page 16:

- | | | | |
|--------|-----------|----------|----------|
| 1. 135 | 2. 2.94 | 3. 32.1 | 4. 8.1 |
| 5. 208 | 6. 51.2 | 7. 51.12 | 8. 5.7 |
| 9. 87 | 10. 414.8 | 11. 675 | 12. 2.52 |

Page 17:

- | | |
|---------------------------|--------------|
| 1. 6 hours and 45 minutes | 2. 9 hours |
| 3. 1:30 P.M. | 4. 2:15 P.M. |

Page 18:

SPONGE CAKE