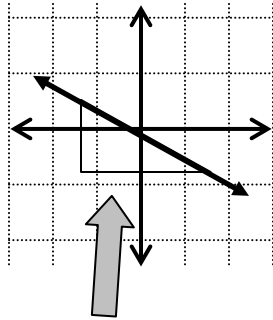


# elimination



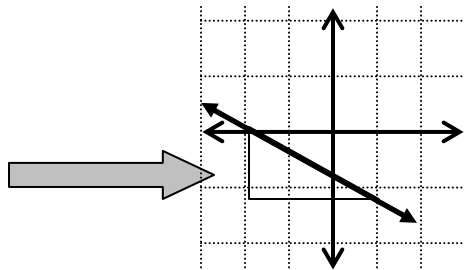
The use of addition or subtraction to eliminate one variable and solve a system of equations.

# run



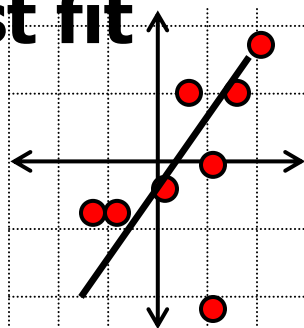
The change in x.  
(horizontal movement)

# rise



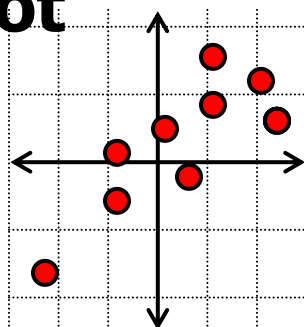
The change in y.  
(vertical movement)

# line of best fit



A line that describes the trend of the data in a scatter plot.

# scatter plot



Two sets of data plotted as ordered pairs in a coordinate plane.