

Writing Legislation

The THINKING Stage



Step #1

SO:


What is the project or activity that you are suggesting?

Step #2

BECAUSE:

Why do you want to do this activity or project? Think of as many reasons that you can!

Writing Legislation



The WRITING Stage

Step #3

SO:

Write down what you want to do. Try to be specific without giving too many details.


Step #4

BECAUSE:

Write down all of the reasons for the project or activity. Try to list the best reason last!

Writing Legislation

The FORMAL Stage



Step #5

SO:

The “so” becomes the words “**BE IT HEREBY RESOLVED.**” This just makes your idea more formal.


Step #6

BECAUSE:

The “because” becomes “**WHEREAS.**” It also is just a formal way of saying why you want something.

Writing Legislation

**The
FINAL
Stage**



Reversing the Order of the Words

Step #7

WHEREAS:

Your “WHEREAS” reasons are listed first...put them in order of weakest to strongest reasons.

Step #8

BE IT HEREBY RESOLVED:

Your “BE IT HEREBY RESOLVED” is listed last. It is the final statement or “bottom line” on what you want the result to be.

Project/Activity Ideas

SO: _____

BECAUSE: _____

BECAUSE: _____

BECAUSE: _____

BECAUSE: _____

Give the project or activity a name or title:

Other things that should be considered (past activities, community support, etc., that you will be able to verbally express to support your reasons for the project or activity):

Legislation

WHEREAS: _____

WHEREAS: _____

WHEREAS: _____

BE IT HEREBY RESOLVED: _____

AND BE IT FURTHER RESOLVED: _____

Title of Legislation: _____

Date Presented: _____ **Pass** _____ **Fail** _____

Notes: