






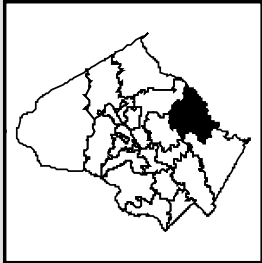
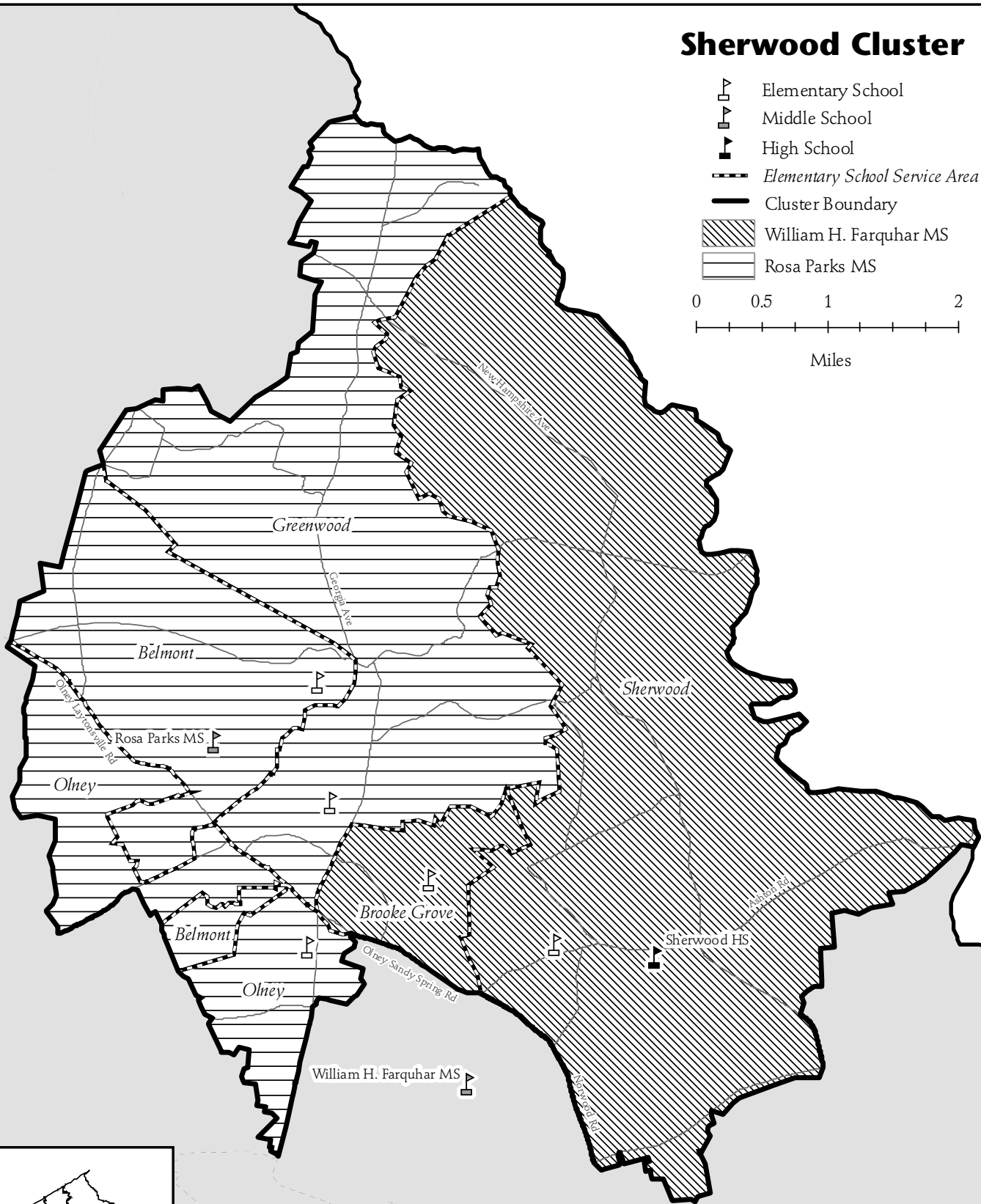


Sherwood Cluster

-  Elementary School
 -  Middle School
 -  High School
 -  Elementary School Service Area
 -  Cluster Boundary
 -  William H. Farquhar MS
 -  Rosa Parks MS
- 0 0.5 1 2
Miles



Montgomery County Public Schools - Division of Long-range Planning - October 13, 2009

SCHOOLS

Sherwood High School

Capital Project: Restroom renovations are recommended for this school for completion in the 2013–2014 school year.

William H. Farquhar Middle School

Capital Project: A modernization project is scheduled for this school with a completion date of August 2015. An FY 2011 appropriation is recommended for facility planning funds for a feasibility study for determine the scope and cost of the modernization. In order for this project to be completed on schedule, county and state funding must be provided at the levels recommended in this CIP.

Rosa M. Parks Middle School

Capital Project: Restroom renovations are recommended for this school for completion in the 2013–2014 school year.

Sherwood Elementary School

Capital Project: Projections indicate that enrollment at Sherwood Elementary School will exceed the school’s current capacity by four classrooms or more throughout the six-year CIP period. An FY 2010 appropriation was approved for construction of a classroom addition. The scheduled completion date for the addition is August 2010. In order for this project to remain on schedule, county and state funding must be provided at the levels approved in this CIP.

CAPITAL PROJECTS

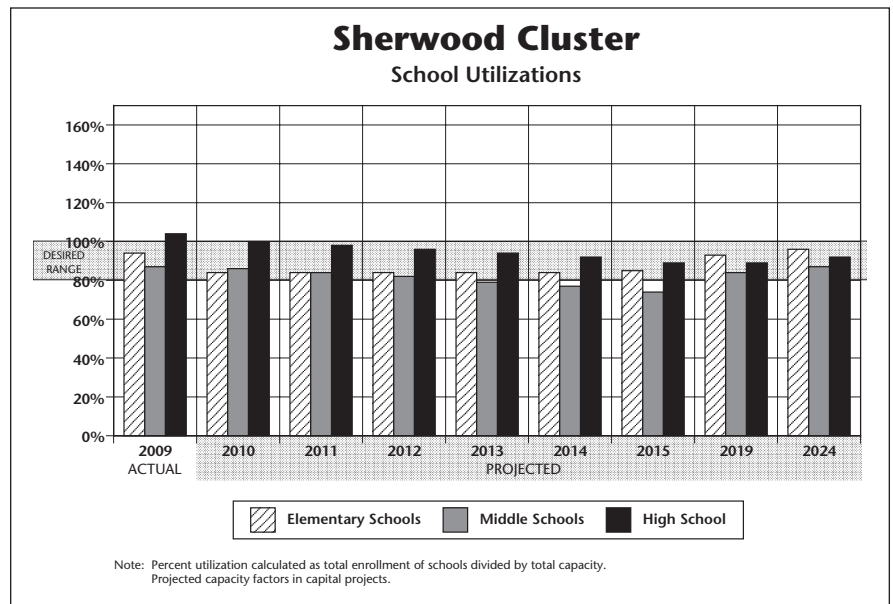
School	Project	Project Status*	Date of Completion
Sherwood HS	Restroom renovations	Recommended	SY 2013–2014
Farquhar MS	Modernization	Programmed	Aug. 2015
Rosa M. Parks MS	Restroom renovations	Recommended	SY 2013–2014
Sherwood ES	Classroom addition	Approved	Aug. 2010

*Approved—Project has an FY 2010 appropriation approved for the FY 2010 Capital Budget.

Recommended—Project has an FY 2011 appropriation recommended in the FY 2011–2016 CIP.

Programmed—Project has expenditures programmed in a future year of the CIP for planning and/or construction funds.

Proposed—Project has facility planning funds approved for the FY 2010 Capital Budget or recommended in the FY 2011–2016 CIP for a feasibility study.



SHERWOOD CLUSTER

Projected Enrollment and Space Availability
Effects of the Recommended FY2011–2016 CIP and Non-CIP Actions on Space Available

Schools		Actual 09–10	Projections							
			10–11	11–12	12–13	13–14	14–15	15–16	2019	2024
Sherwood HS	Program Capacity	2004	2004	2004	2004	2004	2004	2004	2004	2004
	Enrollment	2090	2013	1970	1929	1878	1850	1789	1800	1850
	Available Space	(86)	(9)	34	75	126	154	215	204	154
	Comments									
William H. Farquhar MS	Program Capacity	851	851	851	851	851	851	851	851	851
	Enrollment	619	590	587	587	569	558	540	575	600
	Available Space	232	261	264	264	282	293	311	276	251
	Comments		Facility Planning For Mod.	Planning for Modernization		@ Tilden Facility		Mod. Complete		
Rosa Parks MS	Program Capacity	880	880	880	880	880	880	880	880	880
	Enrollment	888	898	866	828	800	778	749	775	800
	Available Space	(8)	(18)	14	52	80	102	131	105	80
	Comments									
Belmont ES	Program Capacity	415	415	415	415	415	415	415		
	Enrollment	364	333	330	327	315	323	330		
	Available Space	51	82	85	88	100	92	85		
	Comments									
Brooke Grove ES	Program Capacity	543	543	543	543	543	543	543		
	Enrollment	391	392	383	385	385	385	399		
	Available Space	152	151	160	158	158	158	144		
	Comments									
Greenwood ES	Program Capacity	571	571	571	571	571	571	571		
	Enrollment	553	542	524	525	538	528	531		
	Available Space	18	29	47	46	33	43	40		
	Comments									
Olney ES	Program Capacity	584	584	584	584	584	584	584		
	Enrollment	562	548	547	542	525	526	532		
	Available Space	22	36	37	42	59	58	52		
	Comments									
Sherwood ES	Program Capacity	377	589	589	589	589	589	589		
	Enrollment	470	467	474	491	506	502	515		
	Available Space	(93)	122	115	98	83	87	74		
	Comments		Addition Complete +1 preK LFI/SCB							
Cluster Information	HS Utilization	104%	100%	98%	96%	94%	92%	89%	90%	92%
	HS Enrollment	2090	2013	1970	1929	1878	1850	1789	1800	1850
	MS Utilization	87%	86%	84%	82%	79%	77%	74%	78%	81%
	MS Enrollment	1507	1488	1453	1415	1369	1336	1289	1350	1400
	ES Enrollment	2340	2282	2258	2270	2269	2264	2307	2400	2500

SHERWOOD CLUSTER

Facility Characteristics of Schools 2009–2010

Schools	Year Facility Opened	Year Reopened Mod.*	Total Square Footage	Site Size Acres	Adjacent Park	FACT Assess. Score	Child Care**	Reloc-atable Class.	LTL/SBHC***
Sherwood HS	1950	1991	333,154	49.3					
William H. Farquhar MS	1968		116,300	20		1434			
Rosa Parks MS	1992		137,469	24.1	Yes				
Belmont ES	1974		49,279	10.5		TBD	Yes	1	
Brooke Grove ES	1990		72,582	10.96					
Greenwood ES	1970		64,609	10	Yes	TBD			
Olney ES	1954	1990	68,755	9.9					
Sherwood ES	1977		60,064	10.85		TBD	Yes	7	

*Schools with a date before 1986 underwent a renovation, not a full modernization of the facility. Schools that were reopened but not fully modernized or completely rebuilt, will be included in the assessments for future modernization based on the year the school was originally opened. See Appendix K for additional information.

**Private child care is provided at the school during the school day.

***LTL=Linkages to Learning. SBHC=School-based Health Center that includes Linkages to Learning.