





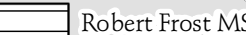
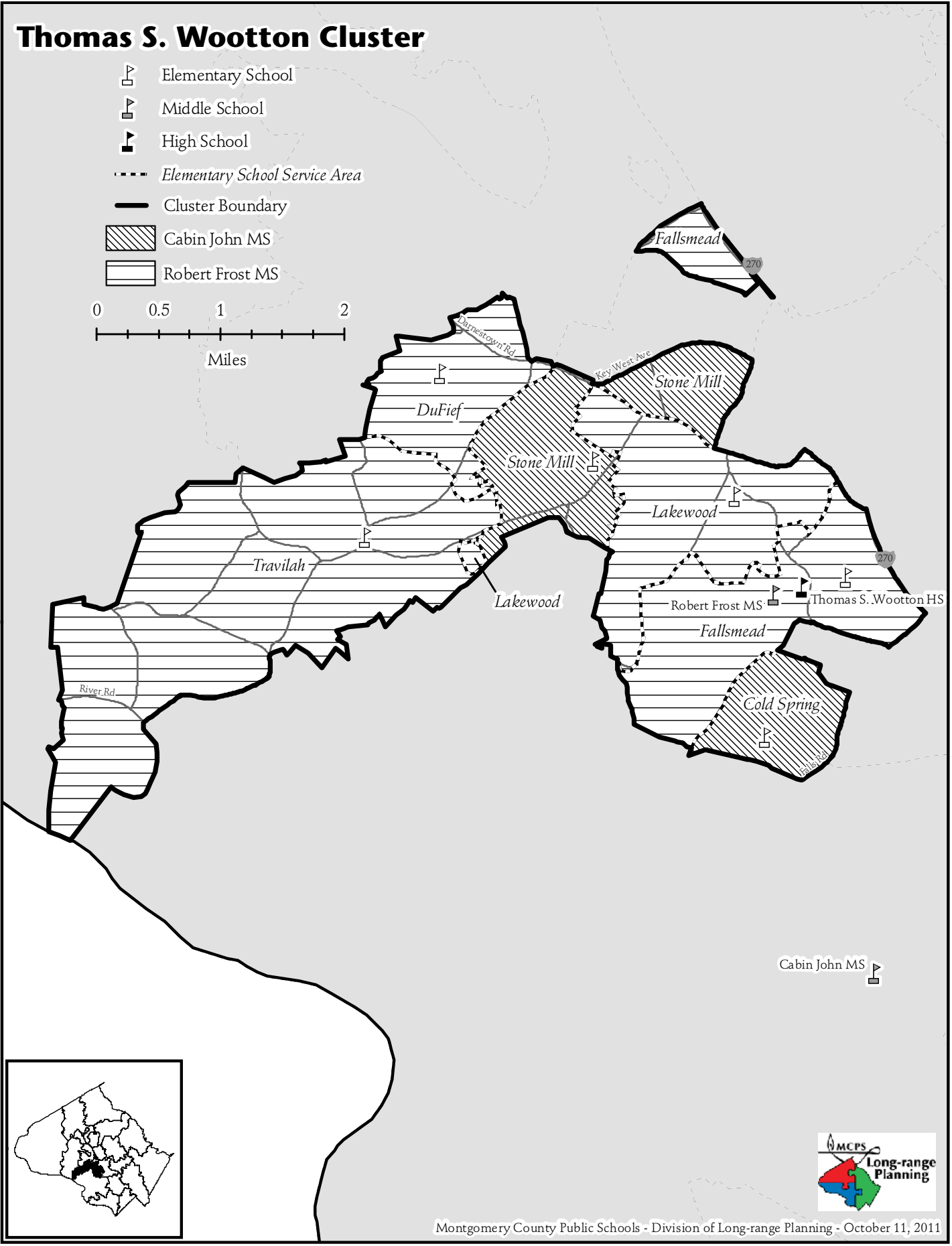


Thomas S. Wootton Cluster

-  Elementary School
-  Middle School
-  High School
-  Elementary School Service Area
-  Cluster Boundary
-  Cabin John MS
-  Robert Frost MS



SCHOOLS

Thomas S. Wootton High School

Capital Project: A modernization project was scheduled for this school with completion of August 2018. However, due to fiscal constraints in the county, as described in Chapter 1, the completion date for this project has been delayed by one year to August 2019 for the site and August 2020 for restoration of the site. FY 2014 expenditures are programmed for facility planning funds to determine the scope and cost of the modernization. In order for this project to be completed on schedule, county and state funding must be provided at levels recommended in this CIP.

Cold Spring Elementary School

Capital Project: An FY 2012 appropriation was approved for construction of a gymnasium. The scheduled completion date is August 2012. In order for this project to be completed on schedule, county funding must be provided at levels approved in this CIP.

Capital Project: A modernization project is scheduled for this school with a completion date of August 2019. FY 2015 expenditures are programmed for facility planning for a feasibility study to determine the scope and cost of the project. In order for this project to be completed on schedule, county and state funding must be provided at the levels recommended in this CIP.

DuFief Elementary School

Capital Project: A modernization project is scheduled for this school with a completion date of August 2019. FY 2015 expenditures are programmed for facility planning for a feasibility study to determine the scope and cost of the project. In order for this project to be completed on schedule, county and state funding must be provided at the levels recommended in this CIP.

CAPITAL PROJECTS

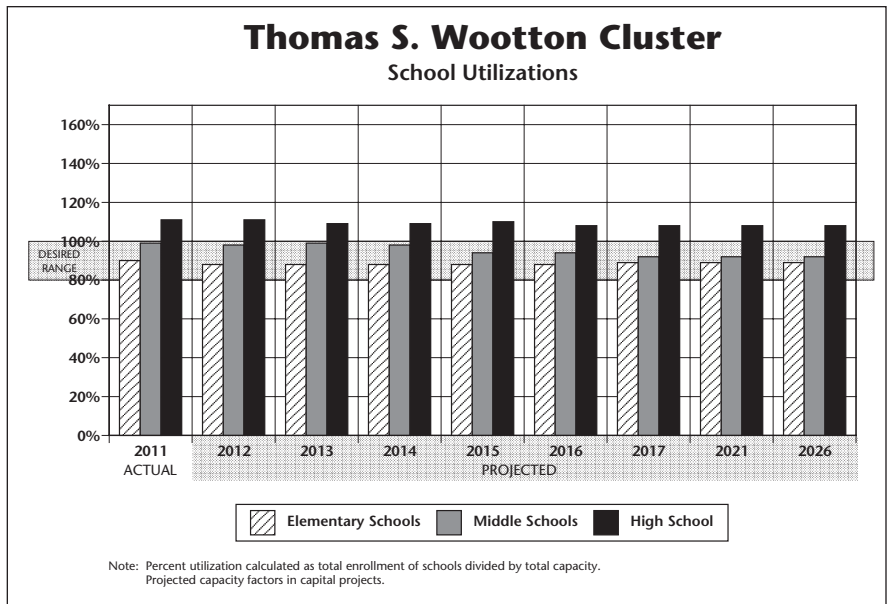
School	Project	Project Status*	Date of Completion
Wootton HS	Modernization	Programmed	Aug. 2019, building Aug. 2020, site (Delayed)
Cold Spring ES	Gymnasium	Programmed	Aug. 2012
	Modernization	Programmed	Aug. 2019
DuFief ES	Modernization	Programmed	Aug. 2019

*Approved—Project has an FY 2012 appropriation approved in the Amended FY 2011–2016 CIP.

Recommended—Project has an FY 2013 appropriation recommended in the FY 2013–2018 CIP.

Programmed—Project has expenditures programmed in a future year of the CIP for planning and/or construction funds.

Proposed—Project has facility planning funds approved in the Amended FY 2011–2016 CIP for a feasibility study or recommended in the FY 2013–2018 CIP.



THOMAS S. WOOTTON CLUSTER

Projected Enrollment and Space Availability

Effects of the Recommended FY2013–2018 CIP and Non-CIP Actions on Space Available

Schools			Actual 11-12	Projections							
				12-13	13-14	14-15	15-16	16-17	17-18	2021	2026
Thomas S. Wootton HS	Program Capacity	2091	2091	2091	2091	2091	2091	2091	2091	2091	2091
	Enrollment	2320	2311	2281	2270	2293	2267	2249	2250	2250	
	Available Space	(229)	(220)	(190)	(179)	(202)	(176)	(158)	(159)	(159)	
	Comments			Facility Planning for Mod			Planning for Modernization				
Cabin John MS	Program Capacity	1018	1018	1018	1018	1018	1018	1018	1018	1018	1018
	Enrollment	919	915	938	938	933	962	966	950	950	
	Available Space	99	103	80	80	85	56	52	68	68	
	Comments		Mod. Complete Aug. 2011								
Robert Frost MS	Program Capacity	1058	1058	1058	1058	1058	1058	1058	1058	1058	1058
	Enrollment	1134	1127	1118	1091	1018	982	951	950	950	
	Available Space	(76)	(69)	(60)	(33)	40	76	107	108	108	
	Comments										
Cold Spring ES	Program Capacity	458	458	458	458	458	458	458			
	Enrollment	381	376	388	387	389	381	391			
	Available Space	77	82	70	71	69	77	67			
	Comments		+ Gym		Facility Planning for Mod			Planning for Modernization			
DuFief ES	Program Capacity	441	441	441	441	441	441	441			
	Enrollment	374	377	366	359	368	367	375			
	Available Space	67	64	75	82	73	74	66			
	Comments				Facility Planning for Mod			Planning for Modernization			
Fallsmead ES	Program Capacity	598	598	598	598	598	598	598			
	Enrollment	557	529	545	533	536	532	534			
	Available Space	41	69	53	65	62	66	64			
	Comments										
Lakewood ES	Program Capacity	569	569	569	569	569	569	569			
	Enrollment	586	559	531	532	529	526	529			
	Available Space	(17)	10	38	37	40	43	40			
	Comments										
Stone Mill ES	Program Capacity	654	654	654	654	654	654	654			
	Enrollment	598	603	595	613	617	615	619			
	Available Space	56	51	59	41	37	39	35			
	Comments										
Travilah ES	Program Capacity	526	526	526	526	526	526	526			
	Enrollment	437	419	418	432	432	441	445			
	Available Space	89	107	108	94	94	85	81			
	Comments										
Cluster Information	HS Utilization	111%	111%	109%	109%	110%	108%	108%	108%	108%	
	HS Enrollment	2320	2311	2281	2270	2293	2267	2249	2250	2250	
	MS Utilization	99%	98%	99%	98%	94%	94%	92%	92%	92%	
	MS Enrollment	2053	2042	2056	2029	1951	1944	1917	1900	1900	
	ES Utilization	90%	88%	88%	88%	88%	88%	89%	89%	89%	
ES Enrollment	2933	2863	2843	2856	2871	2862	2893	2900	2900		

Facility Characteristics of Schools 2011–2012

Schools	Year Facility Opened	Year Reopened/ Modernized	Total Square Footage	Site Size Acres	Adjacent Park	Reloc-atable Classrooms	Linkages to Learning Program	Home School Model
Thomas S. Wootton HS	1970		295,620	27.4		10		
Cabin John MS	1967	2011	159,514	18.2				
Robert Frost MS	1971		143,757	24.8				
Cold Spring ES	1972		46,296	12.4		1		
DuFief ES	1975		59,013	10	Yes	2		
Fallsmead ES	1974		67,472	9	Yes			
Lakewood ES	1968	2003	77,526	13.1				
Stone Mill ES	1988		78,617	11.8				
Travilah ES	1960	1992	65,378	9.3				