






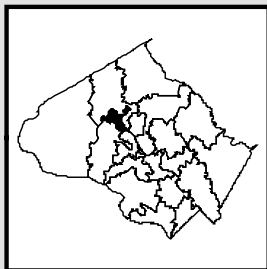
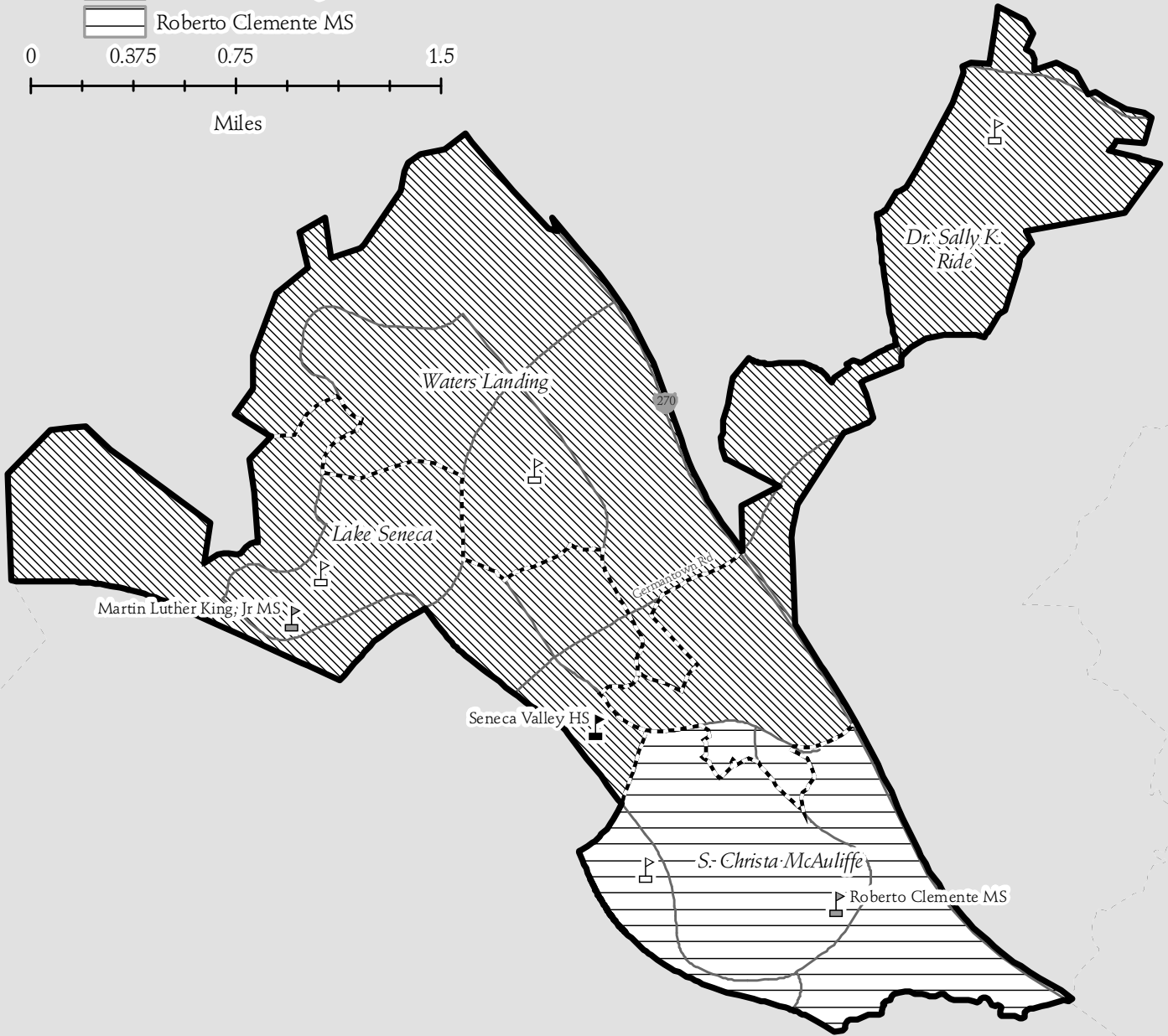
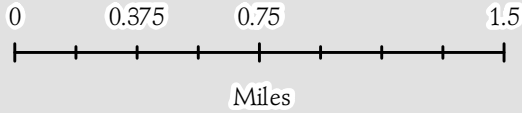


Seneca Valley Cluster

-  Elementary School
-  Middle School
-  High School
-  Elementary School Service Area
-  Cluster Boundary
-  Martin Luther King, Jr MS
-  Roberto Clemente MS



CLUSTER PLANNING ISSUES

Seneca Valley High School

Capital Project: A modernization project was previously scheduled for this school for completion of the facility in August 2016 and the completion of the site work in August 2017. However, due to fiscal constraints in the county, as described in Chapter 1, the completion date for the modernization has been delayed by one year to August 2017 for the facility and August 2018 for restoration of the site. An FY 2013 appropriation is recommended for planning funds to begin the architectural design for the modernization. In order for this project to be completed on schedule, county and state funding must be provided at the levels recommended in this CIP.

S. Christa McAuliffe Elementary School

Capital Project: Projections indicate enrollment at S. Christa McAuliffe Elementary School will exceed capacity by four classrooms or more by the end of the six-year period. An FY 2012 appropriation was approved for facility planning to determine the feasibility, scope, and cost for a classroom addition. A date for the addition will be considered in a future CIP. Relocatable classrooms will be utilized until additional capacity can be added.

Waters Landing Elementary School

Capital Project: Projections indicate enrollment at Waters Landing Elementary School will exceed capacity by four classrooms or more by the end of the six-year CIP planning period. An FY 2013 appropriation for construction funds is recommended for the addition. The scheduled completion date for the addition is August 2014. In order for this project to be completed on schedule, county and state funding must be provided at the levels recommended in this CIP.

CAPITAL PROJECTS

| School | Project | Project Status* | Date of Completion |
|-------------------------|--------------------|-----------------|--|
| Seneca Valley HS | Modernization | Recommended | Aug. 2017, building Aug. 2018, site (delayed) |
| S. Christa McAuliffe ES | Classroom addition | Proposed | TBD |
| Waters Landing ES | Classroom addition | Recommended | August 2014 |

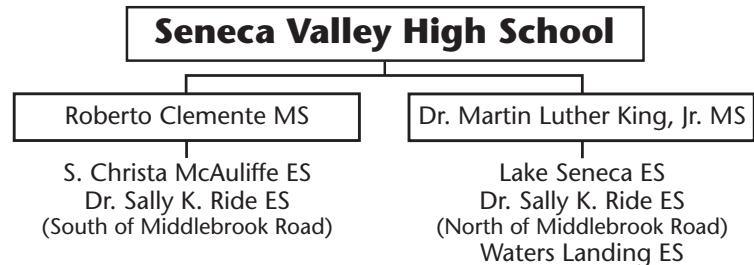
*Approved—Project has an FY 2012 appropriation approved in the Amended FY 2011–2016 CIP.

Recommended—Project has an FY 2013 appropriation recommended in the FY 2013–2018 CIP.

Programmed—Project has expenditures programmed in a future year of the CIP for planning and/or construction funds.

Proposed—Project has facility planning funds approved in the Amended FY 2011–2016 CIP for a feasibility study or recommended in the FY 2013–2018 CIP.

Seneca Valley Cluster Articulation*

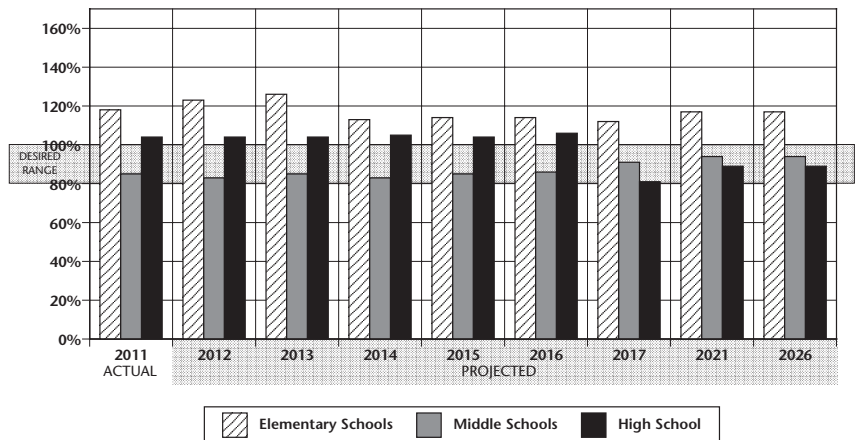


* "Cluster" is defined as the collection of elementary schools that articulate to the same high school.

* Clopper Mill, Germantown, and a portion of Great Seneca Creek elementary schools also articulate to Roberto Clemente Middle School, but thereafter articulate to Northwest High School.

Seneca Valley Cluster

School Utilizations



Note: Percent utilization calculated as total enrollment of schools divided by total capacity. Projected capacity factors in capital projects.

SENECA VALLEY CLUSTER

Projected Enrollment and Space Availability
Effects of the Recommended FY2013–2018 CIP and Non-CIP Actions on Space Available

| Schools | | | Actual | Projections | | | | | | | |
|----------------------------|-----|------------------|--------------------------------|----------------------------|-------|-----------------------------|---------------------------|-------|------------------------|------|------|
| | | | 11-12 | 12-13 | 13-14 | 14-15 | 15-16 | 16-17 | 17-18 | 2021 | 2026 |
| Seneca Valley HS | | Program Capacity | 1298 | 1298 | 1298 | 1298 | 1298 | 1298 | 1694 | 1694 | 1694 |
| | | Enrollment | 1344 | 1344 | 1352 | 1367 | 1351 | 1371 | 1376 | 1500 | 1500 |
| | | Available Space | (46) | (46) | (54) | (69) | (53) | (73) | 318 | 194 | 194 |
| | | Comments | Facility Planning for Mod. | Planning for Modernization | | | Modernization in Progress | | Mod Complete Aug. 2017 | | |
| Roberto Clemente MS | | Program Capacity | 1193 | 1193 | 1193 | 1193 | 1193 | 1193 | 1193 | 1193 | 1193 |
| | | Enrollment | 1160 | 1141 | 1147 | 1120 | 1117 | 1144 | 1171 | 1200 | 1200 |
| | | Available Space | 33 | 52 | 46 | 73 | 76 | 49 | 22 | (7) | (7) |
| | | Comments | | | | | | | | | |
| Martin Luther King, Jr. MS | | Program Capacity | 888 | 888 | 888 | 888 | 888 | 888 | 888 | 888 | 888 |
| | | Enrollment | 612 | 593 | 624 | 617 | 645 | 637 | 716 | 750 | 750 |
| | | Available Space | 276 | 295 | 264 | 271 | 243 | 251 | 172 | 138 | 138 |
| | | Comments | | | | | | | | | |
| Lake Seneca ES | CSR | Program Capacity | 399 | 399 | 399 | 399 | 399 | 399 | 399 | | |
| | | Enrollment | 413 | 452 | 468 | 479 | 499 | 499 | 481 | | |
| | | Available Space | (14) | (53) | (69) | (80) | (100) | (100) | (82) | | |
| | | Comments | | | | | | | | | |
| S. Christa McAuliffe ES | CSR | Program Capacity | 507 | 507 | 507 | 507 | 507 | 507 | 507 | | |
| | | Enrollment | 632 | 659 | 692 | 690 | 704 | 690 | 682 | | |
| | | Available Space | (125) | (152) | (185) | (183) | (197) | (183) | (175) | | |
| | | Comments | Facility Planning for Addition | | | | | | | | |
| Dr. Sally K. Ride ES | CSR | Program Capacity | 503 | 503 | 503 | 503 | 503 | 503 | 503 | | |
| | | Enrollment | 523 | 540 | 535 | 542 | 535 | 546 | 541 | | |
| | | Available Space | (20) | (37) | (32) | (39) | (32) | (43) | (38) | | |
| | | Comments | | | | | | | | | |
| Waters Landing ES | CSR | Program Capacity | 488 | 488 | 488 | 736 | 736 | 736 | 736 | | |
| | | Enrollment | 667 | 681 | 691 | 717 | 713 | 710 | 697 | | |
| | | Available Space | (179) | (193) | (203) | 19 | 23 | 26 | 39 | | |
| | | Comments | Planning for Addition | | | Addition Complete Aug. 2014 | | | | | |
| Cluster Information | | HS Utilization | 104% | 104% | 104% | 105% | 104% | 106% | 81% | 89% | 89% |
| | | HS Enrollment | 1344 | 1344 | 1352 | 1367 | 1351 | 1371 | 1376 | 1500 | 1500 |
| | | MS Utilization | 85% | 83% | 85% | 83% | 85% | 86% | 91% | 94% | 94% |
| | | MS Enrollment | 1772 | 1734 | 1771 | 1737 | 1762 | 1781 | 1887 | 1950 | 1950 |
| | | ES Enrollment | 118% | 123% | 126% | 113% | 114% | 114% | 112% | 117% | 117% |
| | | 2235 | 2332 | 2386 | 2428 | 2451 | 2445 | 2401 | 2500 | 2500 | |

Facility Characteristics of Schools 2011–2012

| Schools | Year Facility Opened | Year Reopened/ Modernized | Total Square Footage | Site Size Acres | Adjacent Park | Reloc-atable Classrooms | Linkages to Learning Program | Home School Model |
|---------------------------|----------------------|---------------------------|----------------------|-----------------|---------------|-------------------------|------------------------------|-------------------|
| Seneca Valley HS | 1974 | | 251,278 | 29.4 | | 1 | | |
| Roberto Clemente MS | 1992 | | 148,246 | 19.9 | | | | |
| Martin Luther King, Jr MS | 1996 | | 135,867 | 19 | | | | |
| Lake Seneca ES | 1985 | | 58,770 | 9.4 | | 3 | | |
| S. Christa McAuliffe ES | 1987 | | 77,240 | 10.6 | Yes | 3 | | |
| Dr. Sally K. Ride ES | 1994 | | 78,686 | 13.5 | | 4 | Yes | |
| Waters Landing ES | 1988 | | 77,560 | 10 | | 5 | | Yes |