



Poolesville Cluster

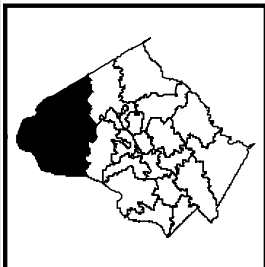
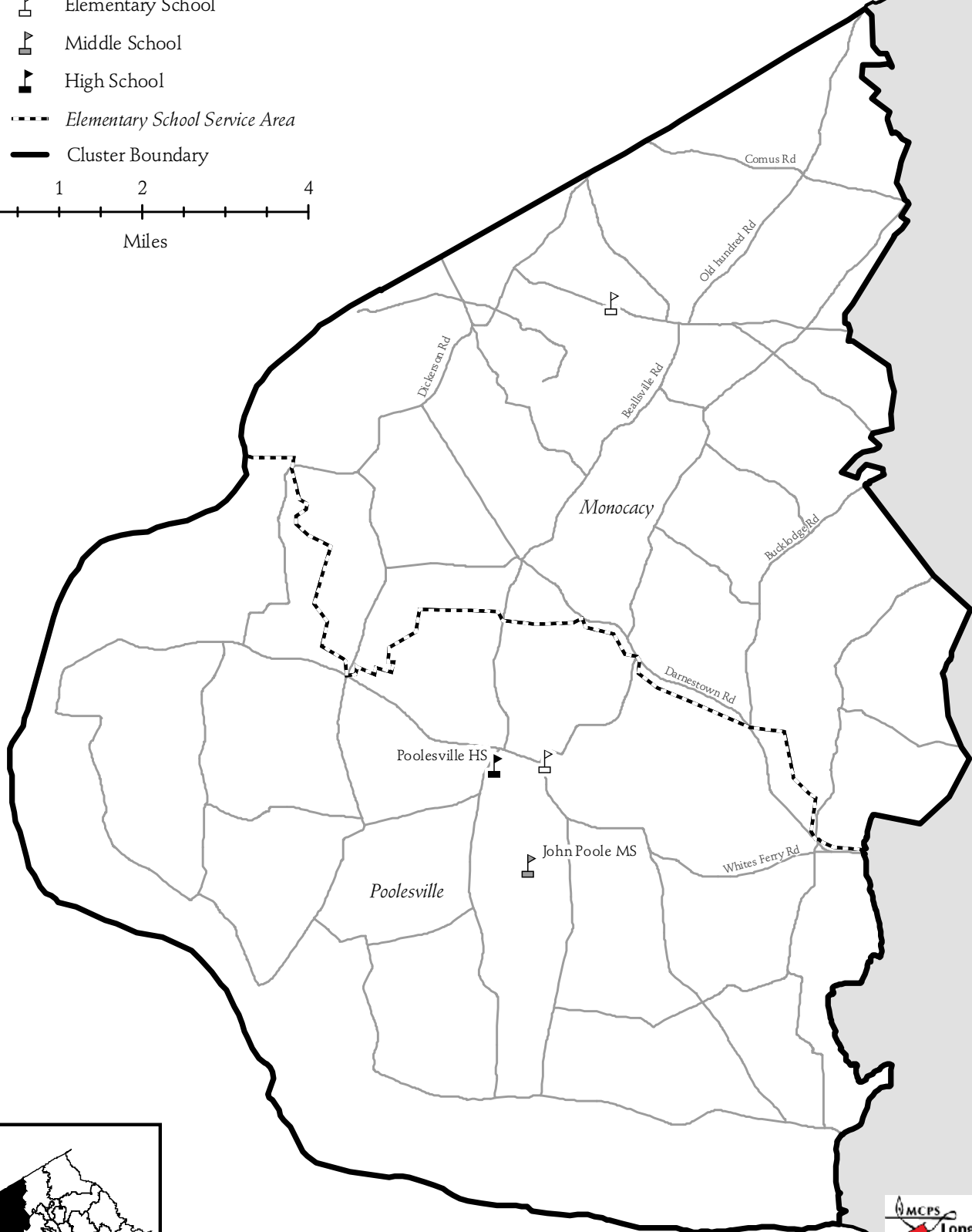
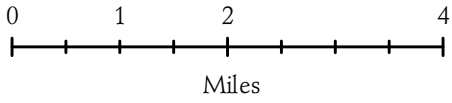
 Elementary School

 Middle School

 High School

 Elementary School Service Area

 Cluster Boundary



SCHOOLS

Poolesville High School

Capital Project: A modernization project is scheduled for this school with a completion date of August 2021. FY 2015 expenditures are programmed for facility planning for a feasibility study to determine the scope and cost of the project. In order for this project to be completed on schedule, county and state funding must be provided at the levels recommended in this CIP.

CAPITAL PROJECT

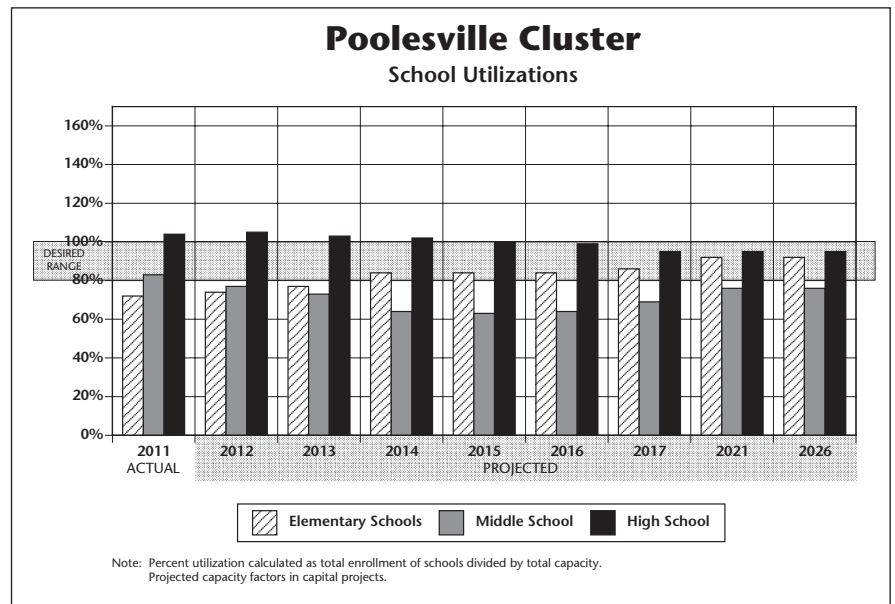
School	Project	Project Status*	Date of Completion
Poolesville HS	Modernization	Programmed	Aug. 2021, building Aug. 2022, site

*Approved—Project has an FY 2012 appropriation approved in the Amended FY 2011–2016 CIP.

Recommended—Project has an FY 2013 appropriation recommended in the FY 2013–2018 CIP.

Programmed—Project has expenditures programmed in a future year of the CIP for planning and/or construction funds.

Proposed—Project has facility planning funds approved in the Amended FY 2011–2016 CIP for a feasibility study or recommended in the FY 2013–2018 CIP.



POOLESVILLE CLUSTER

Projected Enrollment and Space Availability
Effects of the Recommended FY2013–2018 CIP and Non-CIP Actions on Space Available

Schools		Actual	Projections								
			11-12	12-13	13-14	14-15	15-16	16-17	17-18	2021	2026
Poolesville HS	Program Capacity	1152	1152	1152	1152	1152	1152	1152	1152	1152	1152
	Enrollment	1196	1205	1182	1172	1153	1144	1097	1100	1100	
	Available Space	(44)	(53)	(30)	(20)	(1)	8	55	52	52	
	Comments				Facility Planning for Mod		Planning for Modernization				
John Poole MS	Program Capacity	459	459	459	459	459	459	459	459	459	
	Enrollment	380	355	333	292	290	294	317	350	350	
	Available Space	79	104	126	167	169	165	142	109	109	
	Comments										
Monocacy ES	Program Capacity	219	219	219	219	219	219	219			
	Enrollment	160	152	162	169	175	178	177			
	Available Space	59	67	57	50	44	41	42			
	Comments										
Poolesville ES	Program Capacity	539	539	539	539	539	539	539			
	Enrollment	387	406	420	470	459	457	475			
	Available Space	152	133	119	69	80	82	64			
	Comments										
Cluster Information	HS Utilization	104%	105%	103%	102%	100%	99%	95%	95%	95%	
	HS Enrollment	1196	1205	1182	1172	1153	1144	1097	1100	1100	
	MS Utilization	83%	77%	73%	64%	63%	64%	69%	76%	76%	
	MS Enrollment	380	355	333	292	290	294	317	350	350	
	ES Enrollment	547	558	582	639	634	635	652	700	700	

