






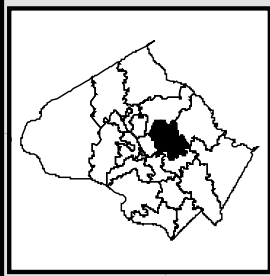
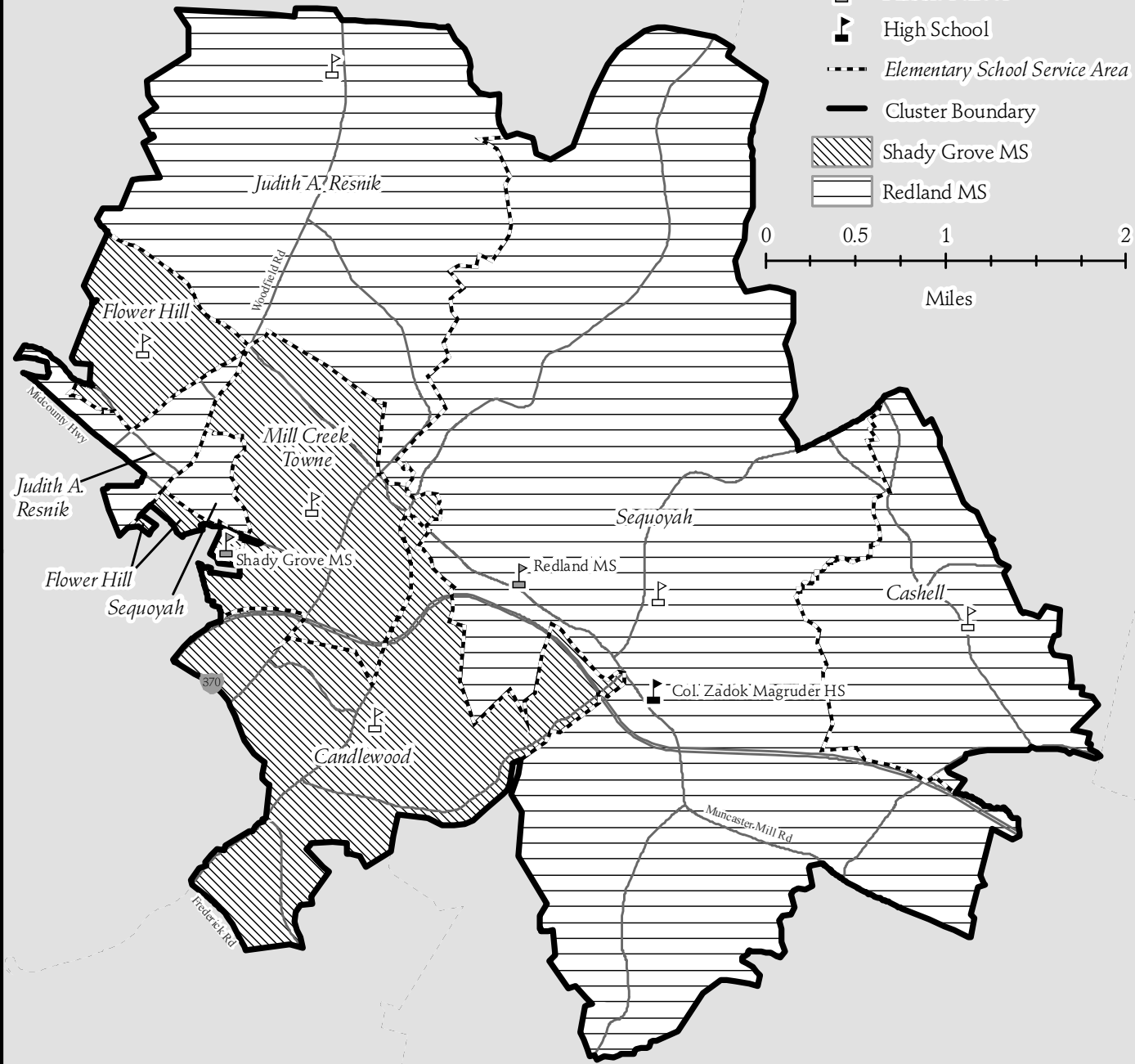


Col. Zadok Magruder Cluster

-  Elementary School
-  Middle School
-  High School
-  Elementary School Service Area
-  Cluster Boundary
-  Shady Grove MS
-  Redland MS



SCHOOLS

Candlewood Elementary School

Capital Project: A modernization project is scheduled for this school with a completion date of January 2015. An FY 2012 appropriation was approved for planning funds to begin the architectural design of the modernization. In order for this modernization to be completed on schedule, county and state funding must be provided at the levels approved in this CIP.

Flower Hill Elementary School

Utilization: Previous enrollment projections exceeded capacity by more than four classrooms at Flower Hill Elementary School in the six-year CIP planning period, and a feasibility study was conducted for a future addition. However, current enrollment projections do not exceed capacity by the four classroom threshold; therefore, no funding will be requested for a classroom addition as part of the FY 2013–2018 CIP. If enrollment projections exceed projections by four or more classrooms in the future, funding could be requested in a future CIP.

Judith A. Resnik Elementary School

Capital Project: Projections indicate enrollment at Judith A. Resnik Elementary School will exceed capacity by four classrooms or more by the end of the six-year period. An FY 2012 appropriation was approved for facility planning to determine the feasibility, scope, and cost for a classroom addition. A date for the addition will be considered in a future CIP. Relocatable classrooms will be utilized until additional capacity can be added.

CAPITAL PROJECTS

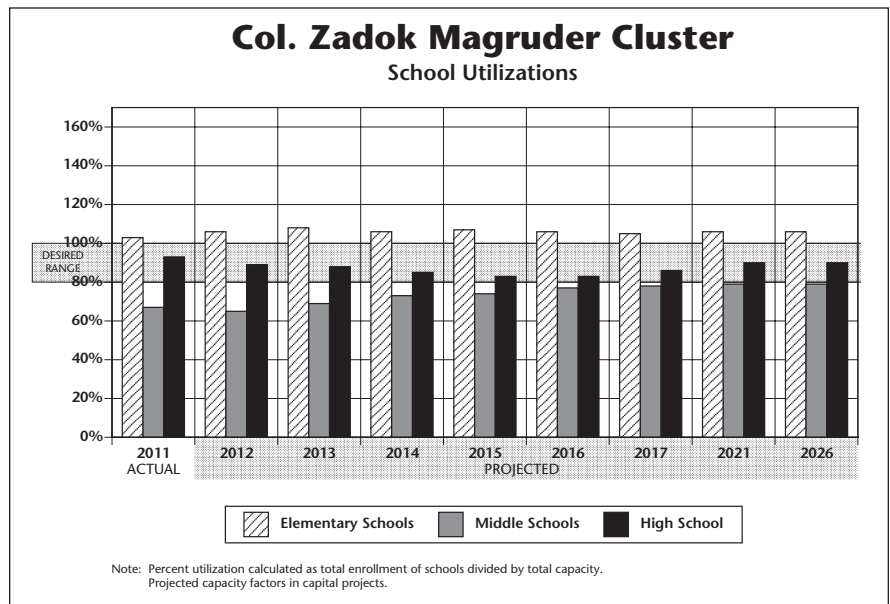
School	Project	Project Status*	Date of Completion
Candlewood ES	Modernization	Programmed	Jan. 2015
Judith A. Resnik ES	Classroom addition	Proposed	TBD

*Approved—Project has an FY 2012 appropriation approved in the Amended FY 2011–2016 CIP.

Recommended—Project has an FY 2013 appropriation recommended in the FY 2013–2018 CIP.

Programmed—Project has expenditures programmed in a future year of the CIP for planning and/or construction funds.

Proposed—Project has facility planning funds approved in the Amended FY 2011–2016 CIP for a feasibility study or recommended in the FY 2013–2018 CIP.



COL. ZADOK MAGRUDER CLUSTER

Projected Enrollment and Space Availability

Effects of the Recommended FY2013–2018 CIP and Non–CIP Actions on Space Available

Schools		Actual	Projections								
			11–12	12–13	13–14	14–15	15–16	16-17	17-18	2021	2026
Col. Zadok Magruder HS	Program Capacity	1896	1896	1896	1896	1896	1896	1896	1896	1896	1896
	Enrollment	1756	1694	1673	1608	1572	1565	1626	1700	1700	
	Available Space	140	202	223	288	324	331	270	196	196	
	Comments										
Redland MS	Program Capacity	740	740	740	740	740	740	740	740	740	
	Enrollment	534	524	555	602	617	657	649	650	650	
	Available Space	206	216	184	138	122	82	90	90	90	
	Comments	Improvements Complete									
Shady Grove MS	Program Capacity	897	897	897	897	897	897	897	897	897	
	Enrollment	569	546	576	585	587	608	628	650	650	
	Available Space	328	351	321	312	310	289	269	247	247	
	Comments										
Candlewood ES	Program Capacity	434	434	434	502	502	502	502			
	Enrollment	347	355	363	377	385	388	392			
	Available Space	87	79	71	125	117	114	110			
	Comments	Planning for Modernization @ Grosvenor Mod. Complete Jan. 2015									
Cashell ES	Program Capacity	341	341	341	341	341	341	341			
	Enrollment	321	327	337	338	349	345	339			
	Available Space	20	14	4	3	(8)	(4)	2			
	Comments										
Flower Hill ES	Program Capacity	434	434	434	434	434	434	434			
	Enrollment	481	479	498	501	502	505	515			
	Available Space	(47)	(45)	(64)	(67)	(68)	(71)	(81)			
	Comments										
Mill Creek Towne ES	Program Capacity	333	333	333	333	333	333	333			
	Enrollment	420	421	421	427	425	411	405			
	Available Space	(87)	(88)	(88)	(94)	(92)	(78)	(72)			
	Comments										
Judith A. Resnik ES	Program Capacity	477	477	477	477	477	477	477			
	Enrollment	587	623	633	638	652	636	624			
	Available Space	(110)	(146)	(156)	(161)	(175)	(159)	(147)			
	Comments	Facility Planning for Addition									
Sequoyah ES	Program Capacity	459	459	459	459	459	459	459			
	Enrollment	405	419	422	415	414	413	408			
	Available Space	54	40	37	44	45	46	51			
	Comments										
Cluster Information	HS Utilization	93%	89%	88%	85%	83%	83%	86%	90%	90%	
	HS Enrollment	1756	1694	1673	1608	1572	1565	1626	1700	1700	
	MS Utilization	67%	65%	69%	73%	74%	77%	78%	79%	79%	
	MS Enrollment	1103	1070	1131	1187	1204	1265	1277	1300	1300	
	ES Enrollment	2561	2624	2674	2696	2727	2698	2683	2700	2700	

Facility Characteristics of Schools 2011–2012

Schools	Year Facility Opened	Year Reopened/ Modernized	Total Square Footage	Site Size Acres	Adjacent Park	Reloc-atable Classrooms	Linkages to Learning Program	Home School Model
Col. Zadok Magruder HS	1970		295,478	30				
Redland MS	1971		112,297	20.64	Yes			
Shady Grove MS	1995	1999	129,206	20				
Candlewood ES	1968		48,543	11.8				
Cashell ES	1969	2009	71,171	10.24				
Flower Hill ES	1985		58,770	10	Yes	4		
Mill Creek Towne ES	1966	2000	67,465	8.4		3		
Judith A. Resnik ES	1991		78,547	12.8		2		
Sequoyah ES	1990		72,582	10	Yes			