




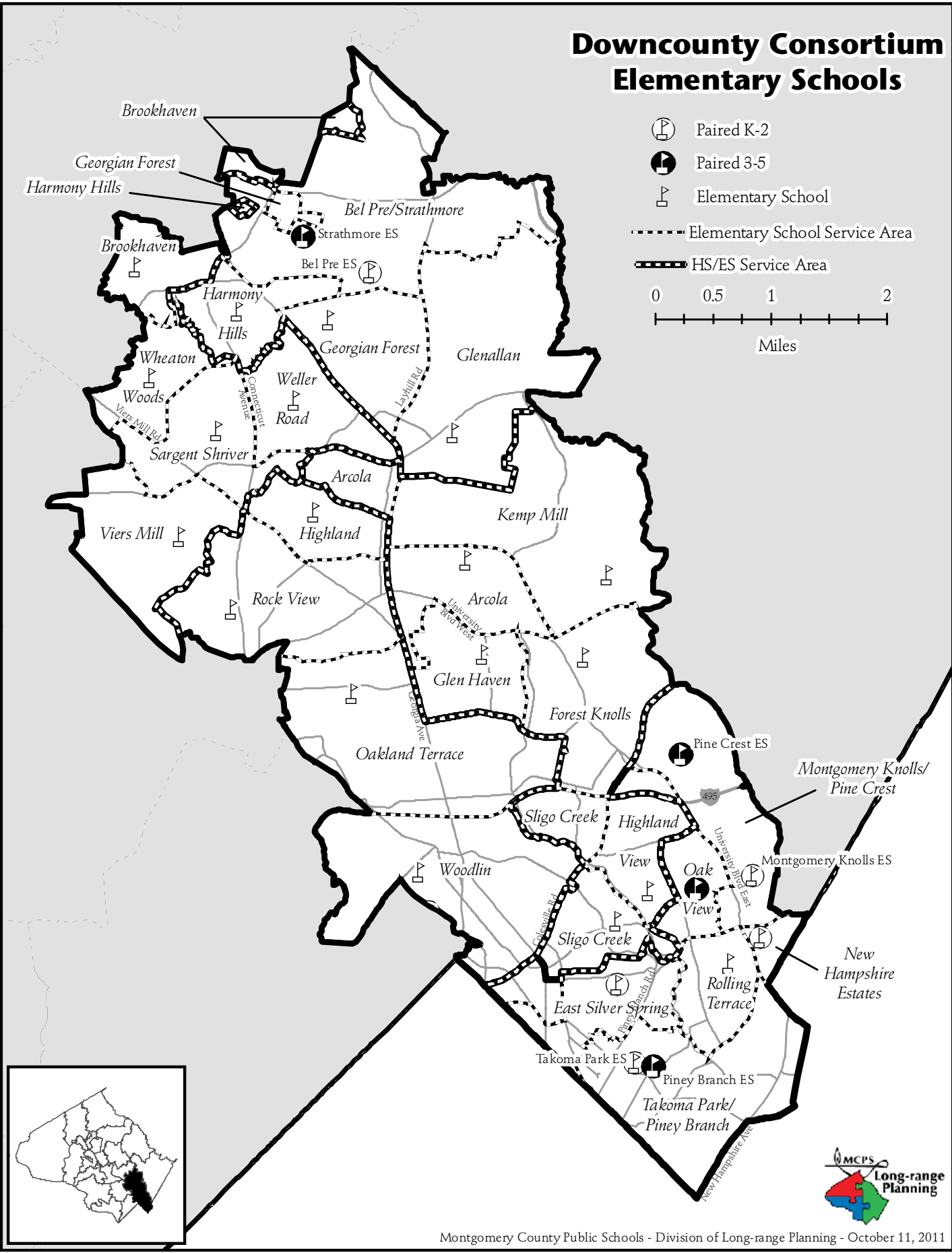


Downcounty Consortium Elementary Schools

-  Paired K-2
 -  Paired 3-5
 -  Elementary School
 -  Elementary School Service Area
 -  HS/ES Service Area
- 0 0.5 1 2
Miles



Montgomery County Public Schools - Division of Long-range Planning - October 11, 2011

CONSORTIUM PLANNING ISSUES

The Downcounty Consortium provides a program delivery model for five high schools in the Silver Spring and Wheaton area. Students living in this area of the county are able to choose which of five high schools they wish to attend, based on different academy programs offered at the high schools. The Downcounty Consortium choice programs are offered at Montgomery Blair, Albert Einstein, John F. Kennedy, Northwood, and Wheaton high schools. Choice patterns will continue to be monitored for their impact on projected enrollment and facility utilization.

A high school base area map and middle school articulation diagram are included for the five consortium high schools. Students residing in a base area are guaranteed to attend the high school located within that base area, if it is their first choice.

The Middle Schools Magnet Consortium (MSMC) includes three middle schools—Argyle, A. Mario Loiederman, and Parkland middle schools. The programs at these schools are open to all middle school students in the county.

SCHOOLS

Wheaton High School

Planning Study: Wheaton High School and Thomas Edison High School of Technology (TEHST) are currently located on the same site and share one facility. These schools are scheduled for modernization. During the past two years, two major planning studies were conducted to prepare for the modernization of these schools. During the fall and winter 2010–2011, a Roundtable Advisory Committee, with broad stakeholder involvement, met to explore various approaches for the future relationship between the two schools. Following the Roundtable review, the Board of Education took action on March 28, 2011, to keep the two schools separate with distinct identities; however, the Board of Education did not make a decision on whether to construct one building or two separate buildings. The Board of Education directed staff to conduct a feasibility study to review two options—a one building option and a two building option. At the conclusion of the feasibility study, on September 13, 2011, the Board of Education adopted a two-building option for the modernizations of Wheaton High School and Thomas Edison High School of Technology.

Capital Project: Based on the September 13, 2011, Board of Education action, the completion date for the modernization of the two schools was previously scheduled for August 2015 for the Wheaton High School facility, August 2017 for the Thomas Edison High School of Technology facility, and August 2018 for restoration of the site. However, due to fiscal constraints in the county, as described in Chapter 1, the

modernizations for these schools have been delayed by one year. Therefore, the completions dates will be as follow: August 2016 for the Wheaton High School facility; August 2018 for the Thomas Edison High School of Technology facility; and August 2019 for the site. An FY 2012 appropriation for planning was approved to begin the architectural design for the modernization. In order for this project to be completed on the new schedule, county and state funding must be provided at levels recommended in this CIP.

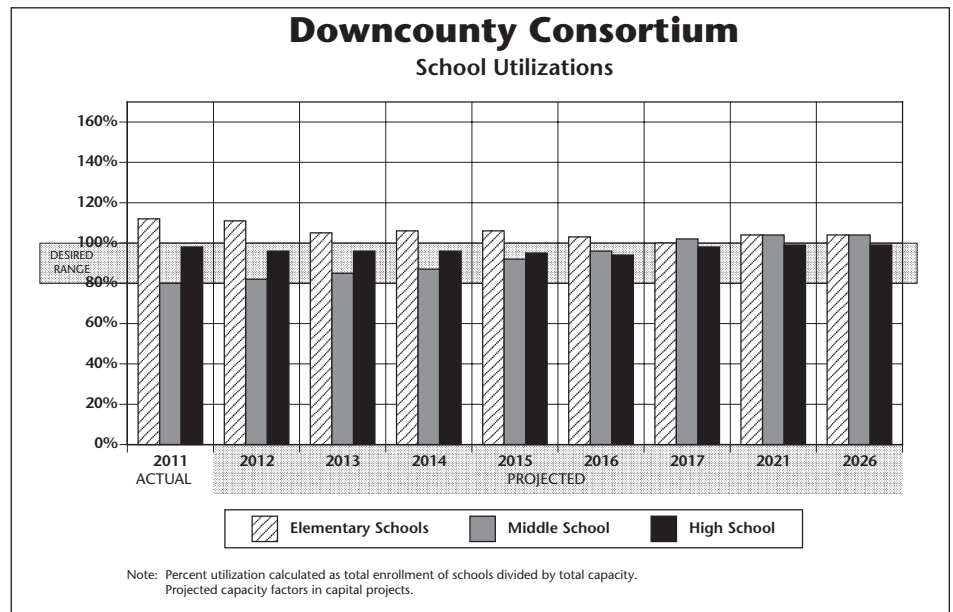
Capital Project: An FY 2012 appropriation for planning funds was approved in the Department of Health and Human Services (DHHS) Capital Budget for the architectural design of a School-based Wellness Center at this school. The design and construction of the Wellness Center will be included as part of the modernization of the school.

Eastern Middle School

Capital Project: A modernization project was scheduled for this school for completion in August 2019. However, due to fiscal constraints in the county, as described in Chapter 1, the modernization has been delayed by one year to August 2020. FY 2016 expenditures are programmed for facility planning funds to determine the scope and cost for the modernization. In order for this project to be completed on schedule, county and state funding must be provided at the levels recommended in this CIP.

Newport Mill Middle School

Non-capital Solution: A boundary study was conducted in spring 2011 to review options for the service area for Downcounty Consortium Elementary School #29 (McKenney Hill site). Representatives from Oakland Terrace and Woodlin elementary schools and Newport Mill and Sligo middle schools participated on the Boundary Advisory Committee. The superintendent of schools released his recommendation on October 14, 2011,



for Board of Education action on November 17, 2011. The recommendation is available at the following link: http://www.montgomeryschoolsmd.org/departments/planning/pdf/DCC29_SuperintendentsRecommendation10142011.pdf

Silver Spring International Middle School

Non-capital Solution: A boundary study was conducted in spring 2009 to evaluate options to relieve overutilization at Sligo Creek Elementary School. The Board of Education took action in November 2009. The boundary changes went into effect at the elementary school level, beginning in August 2010 and will phase in at the middle school level, beginning in August 2012.

Sligo Middle School

Non-capital Solution: A boundary study was conducted in spring 2011 to review options for the service area for Downcounty Consortium Elementary School #29 (McKenney Hill site). Representatives from Oakland Terrace and Woodlin elementary schools and Newport Mill and Sligo middle schools participated on the Boundary Advisory Committee. The superintendent of schools released his recommendation on October 14, 2011 for Board of Education action on November 17, 2011. The recommendation is available at the following link: http://www.montgomeryschoolsmd.org/departments/planning/pdf/DCC29_SuperintendentsRecommendation10142011.pdf

Takoma Park Middle School

Non-capital Solution: A boundary study was conducted in spring 2009 to evaluate options to relieve overutilization at Sligo Creek Elementary School. The Board of Education took action in November 2009. The boundary changes went into effect at the elementary school level, beginning in August 2010 and will phase in at the middle school level, beginning in August 2012.

Arcola Elementary School

Planning Issue: A feasibility study conducted for Arcola Elementary School during the 2010–2011 school year determined that the maximum capacity that the school can be expanded to is 624 students. Enrollment at Arcola Elementary School continues to grow and will exceed the new capacity of the school when the classroom addition is completed. Other nearby schools, including Sargent Shriver and Forest Knolls elementary schools, also are overutilized throughout the six-year CIP period and meet the threshold for a classroom addition. During the 2011–2012 school year, the school system will analyze several schools in the vicinity to determine if additions are possible in order to address the overutilization of Arcola, Forest Knolls, and Sargent Shriver elementary schools. The schools to be assessed include Brookhaven, Highland, and Kemp Mill elementary schools. The study also will assess whether additions can be built at Sargent Shriver and Forest Knolls elementary schools. Once schools are identified for possible addition projects, feasibility studies will be conducted during the 2012–2013 school year.

Capital Project: An FY 2013 appropriation for planning funds is recommended for a classroom addition to begin the architectural design for the addition. The scheduled completion date for the addition is August 2015. In order for this project to be completed on schedule, county and state funding must be provided at the levels recommended in this CIP.

Bel Pre Elementary School

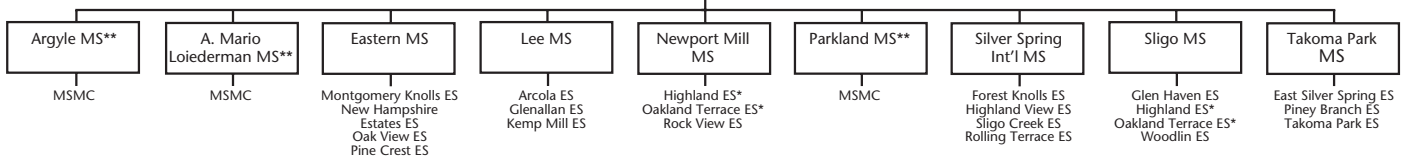
Capital Project: A modernization project is scheduled for this school with a completion date of August 2014. An FY 2013 appropriation for construction funds is recommended to construct the modernization. Projections indicate that enrollment at Bel Pre Elementary School will exceed capacity by four classrooms or more throughout the six-year CIP period. Relocatable classrooms will be utilized until additional capacity can be added as part of the modernization. In order for this project

Downcounty Consortium Articulation

Elementary schools articulating to middle schools within a consortium of high schools

Downcounty Consortium High Schools

Montgomery Blair HS
Albert Einstein HS
John F. Kennedy HS
Northwood HS
Wheaton HS



* Denotes schools with split articulation, i.e., some students feed into one middle school, while other students feed into another middle school.

**Students living in the following elementary school service areas will be given the choice of one of these three middle schools in the Middle School Magnet Consortium (MSMC)—Bel Pre, Brookhaven, Georgian Forest, Harmony Hills, Sargent Shriver, Strathmore, Viers Mill, Weller Road, and Wheaton Woods elementary schools.

to be completed on schedule, county and state funding must be provided at the levels recommended in this CIP.

Brookhaven Elementary School

Planning Issue: Enrollment at Arcola Elementary School, Forest Knolls, and Sargent Shriver elementary schools is projected to exceed the capacity of the schools throughout the six-year CIP period. Arcola and Sargent Shriver elementary schools are located on sites with limited areas to build. Because of the enrollment growth in these three schools, the school system will be analyzing several schools in the vicinity during the 2011–2012 school year to address the overutilization of Arcola, Forest Knolls, and Sargent Shriver elementary schools. These schools include Brookhaven, Highland, and Kemp Mill elementary schools. The study also will assess whether additions can be built at Sargent Shriver and Forest Knolls elementary schools. Once schools are identified for possible addition projects, feasibility projects will be conducted during the 2012–2013 school year.

Downcounty Consortium Elementary School #29 (McKenney Hills site)

Capital Project: Construction is underway for the new school. The scheduled completion date for the opening of the school is August 2012. This school will relieve overutilization at Oakland Terrace Elementary School.

Non-capital Solution: A boundary study was conducted in spring 2011 to review options for the service area for Downcounty Consortium Elementary School #29 (McKenney Hill site). Representatives from Oakland Terrace and Woodlin elementary schools and Newport Mill and Sligo middle schools participated on the Boundary Advisory Committee. The superintendent of schools released his recommendation on October 14, 2011, for Board of Education action on November 17, 2011. The recommendation is available at the following link: http://www.montgomeryschoolsmd.org/departments/planning/pdf/DCC29_SuperintendentsRecommendation10142011.pdf

Georgian Forest Elementary School

Capital Project: Projections indicate enrollment at Georgian Forest Elementary School will exceed capacity by four classrooms or more by the end of the six-year CIP planning period. An FY 2012 appropriation was approved for construction funds to begin the construction of the classroom addition. The scheduled completion date is August 2013. Relocatable classrooms will be utilized until additional capacity can be added.

Forest Knolls Elementary School

Planning Issue: Enrollment at Arcola Elementary School, Forest Knolls, and Sargent Shriver elementary schools is projected to exceed the capacity of the schools throughout the six-year CIP period. Arcola and Sargent Shriver elementary schools are located on sites with limited areas to build. Because of the enrollment growth in these three schools, the school system will be analyzing several schools in the vicinity during

the 2011–2012 school year to address the overutilization of Arcola, Forest Knolls, and Sargent Shriver elementary schools. These schools include Brookhaven, Highland, and Kemp Mill elementary schools. The study also will assess whether additions can be built at Sargent Shriver and Forest Knolls elementary schools. Once schools are identified for possible addition projects, feasibility studies will be conducted during the 2012–2013 school year.

Glenallan Elementary School

Utilization: Projections indicate enrollment at Glenallan Elementary School will exceed capacity by at least four classrooms by the end of the six-year period. Relocatable classrooms will be utilized until additional capacity can be added as part of the modernization project.

Capital Project: A modernization project is scheduled for this school with a completion date of August 2013. An FY 2012 appropriation was approved for construction funds to begin the construction of the modernization.

Highland Elementary School

Capital Project: Funds are programmed in the Department of Health and Human Services (DHHS) Capital Budget to design and construct a School-based Health Center (SBHC) at Highland Elementary School. The scheduled completion date is August 2012.

Planning Issue: Enrollment at Arcola Elementary School, Forest Knolls, and Sargent Shriver elementary schools is projected to exceed the capacity of the schools throughout the six-year CIP period. Arcola and Sargent Shriver elementary schools are located on sites with limited areas to build. Because of the enrollment growth in these three schools, the school system will be analyzing several schools in the vicinity during the 2011–2012 school year to address the overutilization of Arcola, Forest Knolls, and Sargent Shriver elementary schools. These schools include Brookhaven, Highland, and Kemp Mill elementary schools. The study also will assess whether additions can be built at Sargent Shriver and Forest Knolls elementary schools. Once schools are identified for possible addition projects, feasibility projects will be conducted during the 2012–2013 school year.

Highland View Elementary School

Capital Project: Projections indicate enrollment at Highland View Elementary School will exceed capacity by four classrooms or more by the end of the six-year period. FY 2015 expenditures for planning funds are programmed to begin the architectural design of a classroom addition project. The scheduled completion date for the addition is August 2017. In order for this project to be completed on schedule, county and state funding must be provided at the levels recommended in this CIP.

Kemp Mill Elementary School

Planning Issue: Enrollment at Arcola Elementary School, Forest Knolls, and Sargent Shriver elementary schools is projected to exceed the capacity of the schools throughout the six-year CIP period. Arcola and Sargent Shriver elementary schools are located on sites with limited areas to build. Because of the enrollment growth in these three schools, the school system will be analyzing several schools in the vicinity during the 2011–2012 school year to address the overutilization of Arcola, Forest Knolls, and Sargent Shriver elementary schools. These schools include Brookhaven, Highland, and Kemp Mill elementary schools. The study also will assess whether additions can be built at Sargent Shriver and Forest Knolls elementary schools. Once schools are identified for possible addition projects, feasibility studies will be conducted during the 2012–2013 school year.

Oakland Terrace Elementary School

Utilization: Projections indicate enrollment at Oakland Terrace Elementary School will exceed capacity throughout the six-year period. To address the overutilization of the school on an interim basis, on March 9, 2010, the Board of Education took action to house the Oakland Terrace Elementary School kindergarten students in the lower level of Sligo Middle School for the 2010–2011 and 2011–2012 school years. In addition, relocatable classrooms are being utilized at Oakland Terrace Elementary School until Downcounty Consortium Elementary School #29 (McKenney Hills site) opens in August 2012.

Capital Project: Construction is underway for Downcounty Consortium Elementary School #29 and is scheduled to open in August 2012.

Non-capital Solution: A boundary study was conducted in spring 2011 to review options for the service area for Downcounty Consortium Elementary School #29 (McKenney Hill site). Representatives from Oakland Terrace and Woodlin elementary schools and Newport Mill and Sligo middle schools participated on the Boundary Advisory Committee. The superintendent of school released his recommendation on October 14, 2011, for Board of Education action on November 17, 2011. The recommendation is available at the following link: http://www.montgomeryschoolsmd.org/departments/planning/pdf/DCC29_SuperintendentsRecommendation10142011.pdf

Sargent Shriver Elementary School

Capital Project: Projections indicate enrollment at Sargent Shriver Elementary School will exceed capacity by four classrooms or more by the end of the six-year period. An FY 2012 appropriation was approved for facility planning to determine the feasibility, scope, and cost for a classroom addition. Enrollment at Arcola and Forest Knolls elementary schools also is projected to exceed the capacity of the schools throughout the six-year CIP period. Arcola and Sargent Shriver elementary schools are located on sites with limited areas to build. Because of the enrollment growth in these three schools, the school

system will be analyzing several schools in the vicinity during the 2011–2012 school year to address the overutilization of Arcola, Forest Knolls, and Sargent Shriver elementary schools. These schools include Brookhaven, Highland, and Kemp Mill elementary schools. The study also will assess whether additions can be built at Sargent Shriver and Forest Knolls elementary schools. Once schools are identified for possible addition projects, feasibility projects will be conducted during the 2012–2013 school year.

Viers Mill Elementary School

Capital Project: Projections indicate enrollment at Viers Mill Elementary School will exceed capacity by four classrooms or more by the end of the six-year period. An FY 2012 appropriation was approved for construction funds to begin the construction of the classroom addition. The scheduled completion date for the addition is August 2013. In order for this project to be completed on schedule, county funding must be provided at the levels recommended in this CIP. Relocatable classrooms will be utilized until additional capacity can be added.

Weller Road Elementary School

Capital Project: A modernization project is scheduled for this school with a completion date of August 2013. An FY 2012 appropriation was recommended for construction funds to begin the construction of the modernization.

Wheaton Woods Elementary School

Capital Project: A modernization project is scheduled for this school with a completion date of August 2016. An FY 2013 appropriation is recommended for planning funds to begin the architectural design for the modernization. In order for this project to be completed on schedule, county and state funding must be provided at the levels recommended in this CIP.

Woodlin Elementary School

Utilization: Projections indicate enrollment at Woodlin Elementary School will exceed capacity throughout the six-year period.

Non-capital Solution: A boundary study was conducted in spring 2011 to review options for the service area for Downcounty Consortium Elementary School #29 (McKenney Hill site). Representatives from Oakland Terrace and Woodlin elementary schools and Newport Mill and Sligo middle schools participated on the Boundary Advisory Committee. The superintendent of schools released his recommendation on October 14, 2011, for Board of Education action on November 17, 2011. The recommendation is available at the following link: http://www.montgomeryschoolsmd.org/departments/planning/pdf/DCC29_SuperintendentsRecommendation10142011.pdf

Capital Project: Enrollment projections indicate enrollment at Woodlin Elementary School will exceed capacity by four or more classrooms throughout the six-year CIP period. The recommended boundaries for the new Downcounty

Consortium Elementary School #29 do not include relief for Woodlin Elementary School, due to limited capacity at the new school and at Oakland Terrace Elementary School. An FY 2013 appropriation is recommended for facility planning to determine the feasibility, scope, and cost for a classroom addition at Woodlin Elementary School. A date for the addition will be considered in a future CIP. Relocatable classrooms will be utilized until additional capacity can be added.

CAPITAL PROJECTS

School	Project	Project Status*	Date of Completion
Wheaton HS	Modernization	Programmed	Aug. 2016, Aug. 2019, site (delayed)
	Wellness Center	Programmed	Aug. 2015
Eastern MS	Modernization	Programmed	Aug. 2020 (delayed)
Arcola ES	Classroom addition	Recommended	Aug. 2015
Bel Pre ES	Modernization	Recommended	Aug. 2014
Downcounty Consortium ES #29 (McKenney Hills site)	Reopen school	Approved	Aug. 2012
Georgian Forest ES	Addition	Approved	Aug. 2013
Glenallan ES	Modernization	Approved	Aug. 2013
Highland View ES	Addition	Recommended	Aug. 2017
Sargent Shriver ES	Classroom addition	Proposed	TBD
Viers Mill ES	Addition	Approved	Aug. 2013
Weller Road ES	Modernization	Approved	Aug. 2013
Wheaton Woods ES	Modernization	Programmed	Aug. 2016
Woodlin ES	Addition	Proposed	TBD

*Approved—Project has an FY 2012 appropriation approved in the Amended FY 2011–2016 CIP.

Recommended—Project has an FY 2013 appropriation recommended in the FY 2013–2018 CIP.

Programmed—Project has expenditures programmed in a future year of the CIP for planning and/or construction funds.

Proposed—Project has facility planning funds approved in the Amended FY 2011–2016 CIP for a feasibility study or recommended in the FY 2013–2018 CIP.

DOWNCOUNTY CONSORTIUM

Projected Enrollment and Space Availability Effects of the Recommended FY2013–2018 CIP and Non-CIP Actions on Space Available

Schools		Actual 11-12	Projections								
			12-13	13-14	14-15	15-16	16-17	17-18	2021	2026	
Montgomery Blair HS	Program Capacity	2875	2875	2875	2875	2875	2875	2875	2875	2875	2875
	Enrollment	2809	2747	2689	2726	2744	2874	2980	3000	3000	
	Available Space	66	128	186	150	132	2	(104)	(125)	(125)	
	Comments										
Albert Einstein HS	Program Capacity	1588	1618	1618	1618	1618	1618	1618	1618	1618	1618
	Enrollment	1607	1481	1439	1399	1327	1357	1468	1500	1500	
	Available Space	(19)	137	179	219	291	261	150	118	118	
	Comments	-1 SCB									
John F. Kennedy HS	Program Capacity	1769	1766	1793	1793	1793	1793	1793	1793	1793	1793
	Enrollment	1684	1742	1793	1729	1661	1689	1694	1700	1700	
	Available Space	85	24	0	64	132	104	99	93	93	
	Comments	-2 SLC +1 SCB +1 LFI	-2 SLC +1 SCB +1 LFI	-2 SLC							
Northwood HS	Program Capacity	1512	1512	1512	1512	1512	1512	1512	1512	1512	
	Enrollment	1470	1466	1470	1530	1512	1602	1686	1700	1700	
	Available Space	42	46	42	(18)	0	(90)	(174)	(188)	(188)	
	Comments										
Wheaton HS	Program Capacity	1258	1258	1258	1258	1258	1604	1604	1604	1604	
	Enrollment	1246	1255	1316	1322	1327	1333	1388	1400	1400	
	Available Space	12	3	(58)	(64)	(69)	271	216	204	204	
	Comments		Planning for Modernization				Mod Complete Aug 2016				
Argyle MS	Program Capacity	871	871	871	871	871	871	871	871	871	
	Enrollment	761	774	789	784	807	815	831	850	850	
	Available Space	110	97	82	87	64	56	40	21	21	
	Comments										
Eastern MS	Program Capacity	1003	1003	1003	1003	1003	1003	1003	1003	1003	
	Enrollment	859	862	887	896	947	965	1030	1050	1050	
	Available Space	144	141	116	107	56	38	(27)	(47)	(47)	
	Comments							Facility Planning for Mod			
Col. E. Brooke Lee MS	Program Capacity	768	768	768	768	768	768	768	768	768	
	Enrollment	587	580	609	638	703	746	793	800	800	
	Available Space	181	188	159	130	65	22	(25)	(32)	(32)	
	Comments										
A. Mario Loiederman MS	Program Capacity	863	863	863	863	863	863	863	863	863	
	Enrollment	801	811	857	889	911	941	1003	1000	1000	
	Available Space	62	52	6	(26)	(48)	(78)	(140)	(137)	(137)	
	Comments										
Newport Mill MS	Program Capacity	778	778	778	778	778	778	778	778	778	
	Enrollment	580	588	621	620	653	673	728	750	750	
	Available Space	198	190	157	158	125	105	50	28	28	
	Comments				Boundary Change						
Parkland MS	Program Capacity	906	906	906	906	906	906	906	906	906	
	Enrollment	828	817	797	770	798	828	919	950	950	
	Available Space	78	89	109	136	108	78	(13)	(44)	(44)	
	Comments	-1 METS									
Silver Spring International MS	Program Capacity	1084	1084	1084	1084	1084	1084	1084	1084	1084	
	Enrollment	830	877	929	947	1002	1037	1106	1100	1100	
	Available Space	254	207	155	137	82	47	(22)	(16)	(16)	
	Comments		Boundary Change								
Sligo MS	Program Capacity	924	924	924	924	924	924	924	924	924	
	Enrollment	430	454	504	594	709	792	844	850	850	
	Available Space	494	470	420	330	215	132	80	74	74	
	Comments				Boundary Change						
Takoma Park MS	Program Capacity	914	914	914	914	914	914	914	914	914	
	Enrollment	840	868	895	920	942	1000	1038	1050	1050	
	Available Space	74	46	19	(6)	(28)	(86)	(124)	(136)	(136)	
	Comments		Boundary Change								

DOWNCOUNTY CONSORTIUM

Schools			Actual 11-12	Projections					2021	2026
				12-13	13-14	14-15	15-16	16-17		
Arcola ES	CSR	Program Capacity	486	486	486	486	624	624	624	
		Enrollment	655	719	751	745	745	731	702	
		Available Space	(169)	(233)	(265)	(259)	(121)	(107)	(78)	
		Comments		Planning for Addition			Addition Complete Aug. 2015			
Bel Pre ES Grades (K-2) Paired With Strathmore ES	CSR	Program Capacity	368	368	368	568	568	568	568	
		Enrollment	500	482	474	501	502	498	496	
		Available Space	(132)	(114)	(106)	67	66	70	72	
		Comments	Planning for Mod	Move to North Lake Jan. 2013	@ North Lake	Mod. Complete Aug. 2014				
Brookhaven ES	CSR	Program Capacity	518	518	518	518	518	518	518	
		Enrollment	485	485	491	498	502	513	488	
		Available Space	33	33	27	20	16	5	30	
		Comments	Addition complete	See text						
Downcounty Consortium ES #29 (McKenney Hills)		Program Capacity		642	642	642	642	642	642	
		Enrollment		430	545	550	550	550	550	
		Available Space		212	97	92	92	92	92	
		Comments		Opens Aug. 2012						
East Silver Spring ES Grades (K-3) Paired With Piney Branch ES	CSR	Program Capacity	594	594	594	594	594	594	594	
		Enrollment	421	442	468	485	506	502	505	
		Available Space	173	152	126	109	88	92	89	
		Comments	+1 LAD							
Forest Knolls ES	CSR	Program Capacity	539	539	539	539	539	539	539	
		Enrollment	673	711	720	721	729	707	688	
		Available Space	(134)	(172)	(181)	(182)	(190)	(168)	(149)	
		Comments		See text						
Georgian Forest ES	CSR	Program Capacity	312	312	583	583	583	583	583	
		Enrollment	544	558	569	574	585	587	574	
		Available Space	(232)	(246)	14	9	(2)	(4)	9	
		Comments	Planning for Addition		Addition Complete Aug. 2013					
Glen Haven ES	CSR	Program Capacity	551	551	551	551	551	551	551	
		Enrollment	534	560	581	591	604	604	603	
		Available Space	17	(9)	(30)	(40)	(53)	(53)	(52)	
		Comments	+1 PEP							
Glenallan ES	CSR	Program Capacity	276	276	631	631	631	631	631	
		Enrollment	419	462	497	535	557	581	596	
		Available Space	(143)	(186)	134	96	74	50	35	
		Comments	Move to Fairland Jan 2012	@ Fairland	Mod. Complete Aug. 2013					
Harmony Hills ES	CSR	Program Capacity	681	681	681	681	681	681	681	
		Enrollment	640	693	720	728	727	727	687	
		Available Space	41	(12)	(39)	(47)	(46)	(46)	(6)	
		Comments	Addition Complete Jan. 2012							
Highland ES	CSR	Program Capacity	468	468	468	468	468	468	468	
		Enrollment	486	486	477	484	485	492	481	
		Available Space	(18)	(18)	(9)	(16)	(17)	(24)	(13)	
		Comments		SBHC Complete See text						
Highland View ES	CSR	Program Capacity	301	301	301	301	301	301	547	
		Enrollment	385	413	424	430	431	437	426	
		Available Space	(84)	(112)	(123)	(129)	(130)	(136)	121	
		Comments				Planning for Addition			Addition Complete Aug. 2017	
Kemp Mill ES	CSR	Program Capacity	450	450	450	450	450	450	450	
		Enrollment	461	462	451	463	466	459	461	
		Available Space	(11)	(12)	(1)	(13)	(16)	(9)	(11)	
		Comments		See text						
Montgomery Knolls ES Grades (K-2) Paired With Pine Crest ES	CSR	Program Capacity	501	501	501	501	501	501	501	
		Enrollment	479	526	548	517	488	484	482	
		Available Space	22	(25)	(47)	(16)	13	17	19	
		Comments	Addn & Gym Complete Jan. 2012							
New Hampshire Estates ES Grades (K-2) Paired With Oak View ES	CSR	Program Capacity	446	446	446	446	446	446	446	
		Enrollment	485	494	484	471	467	464	462	
		Available Space	(39)	(48)	(38)	(25)	(21)	(18)	(16)	
		Comments								

DOWNCOUNTY CONSORTIUM

Schools		Actual	Projections						2021	2026
			11-12	12-13	13-14	14-15	15-16	16-17		
Oak View ES Grades (3-5) Paired With New Hampshire ES	CSR	Program Capacity	358	358	358	358	358	358	358	
		Enrollment	329	357	391	420	422	413	400	
		Available Space	29	1	(33)	(62)	(64)	(55)	(42)	
		Comments								
Oakland Terrace ES	CSR	Program Capacity	460	460	460	460	460	460	460	
		Enrollment	877	522	450	455	448	454	445	
		Available Space	(417)	(62)	10	5	12	6	15	
		Comments	See text	DCC ES #29 Opens Boundary Change						
Pine Crest ES Grades (3-5) Paired With Montgomery Knolls ES	CSR	Program Capacity	381	381	381	381	381	381	381	
		Enrollment	418	433	420	453	479	502	470	
		Available Space	(37)	(52)	(39)	(72)	(98)	(121)	(89)	
		Comments								
Piney Branch ES Grades (3-5) Paired With East Silver Spring ES Takoma Park ES	CSR	Program Capacity	611	611	611	611	611	611	611	
		Enrollment	479	503	537	562	579	577	570	
		Available Space	132	108	74	49	32	34	41	
		Comments								
Rock View ES	CSR	Program Capacity	617	617	617	617	617	617	617	
		Enrollment	646	670	701	721	726	720	704	
		Available Space	(29)	(53)	(84)	(104)	(109)	(103)	(87)	
		Comments	Addition complete							
Rolling Terrace ES	CSR	Program Capacity	698	698	698	698	698	698	698	
		Enrollment	755	779	788	803	803	803	777	
		Available Space	(57)	(81)	(90)	(105)	(105)	(105)	(79)	
		Comments	SBHC Complete							
Sargent Shriver ES	CSR	Program Capacity	563	563	563	563	563	563	563	
		Enrollment	731	748	749	754	767	757	742	
		Available Space	(168)	(185)	(186)	(191)	(204)	(194)	(179)	
		Comments		See text						
Sligo Creek ES		Program Capacity	665	665	665	665	665	665	665	
		Enrollment	557	564	574	568	583	586	584	
		Available Space	108	101	91	97	82	79	81	
		Comments	- CSR							
Strathmore ES Grades (3-5) Paired With Bel Pre ES	CSR	Program Capacity	447	447	447	447	447	447	447	
		Enrollment	397	412	416	411	392	394	420	
		Available Space	50	35	31	36	55	53	27	
		Comments								
Takoma Park ES Grades (K-2) Paired With Piney Branch ES	CSR	Program Capacity	565	565	565	565	565	565	565	
		Enrollment	560	575	572	566	561	558	556	
		Available Space	5	(10)	(7)	(1)	4	7	9	
		Comments								
Viers Mill ES	CSR	Program Capacity	377	377	740	740	740	740	740	
		Enrollment	618	651	675	684	695	701	695	
		Available Space	(241)	(274)	65	56	45	39	45	
		Comments	Planning for Addition	Addition & SBHC Complete Aug. 2013						
Weller Road ES	CSR	Program Capacity	527	527	743	743	743	743	743	
		Enrollment	591	604	629	649	661	670	662	
		Available Space	(64)	(77)	114	94	82	73	81	
		Comments	Move to Grosvenor Jan. 2012	@ Grosvenor	Mod Complete Aug 2013					
Wheaton Woods ES	CSR	Program Capacity	336	336	336	336	336	740	740	
		Enrollment	481	492	520	543	552	564	569	
		Available Space	(145)	(156)	(184)	(207)	(216)	176	171	
		Comments	Facility Planning For Mod.	Planning for Modernization		Move to North Lake Jan. 2015	@ North Lake	Mod Complete Aug. 2016		
Woodlin ES		Program Capacity	452	452	452	452	452	452	452	
		Enrollment	543	579	612	625	601	606	580	
		Available Space	(91)	(127)	(160)	(173)	(149)	(154)	(128)	
		Comments	- CSR	Facility Planning for Addition						
Cluster Information		HS Utilization	98%	96%	96%	96%	95%	94%	98%	99%
		HS Enrollment	8816	8691	8707	8706	8571	8855	9216	9300
		MS Utilization	80%	82%	85%	87%	92%	96%	102%	104%
		MS Enrollment	6516	6631	6888	7058	7472	7797	8292	8400
		ES Utilization	112%	111%	105%	106%	103%	100%	100%	104%
		ES Enrollment	15149	15382	15689	15957	16063	16091	15825	17000

DOWNCOUNTY CONSORTIUM

Demographic Characteristics of Schools

Schools	2011-2012						2010-2011		
	Total Enrollment	Two or more races %	Black or Afr. Amer. %	Asian%	Hispanic %	White %	FARMS%*	ESOL%**	Mobility Rate%***
Montgomery Blair HS	2809	3.8%	25.8%	16.7%	29.3%	24.0%	34.3%	4.5%	10.8%
Albert Einstein HS	1607	2.9%	21.5%	9.8%	44.5%	21.2%	39.3%	4.2%	13.7%
John F. Kennedy HS	1684	2.1%	39.4%	10.0%	42.5%	5.6%	44.9%	4.1%	12.3%
Northwood HS	1470	2.3%	29.0%	5.9%	42.6%	19.8%	36.8%	3.5%	15.7%
Wheaton HS	1246	2.1%	22.0%	9.1%	58.8%	8.0%	61.2%	8.4%	14.9%
Argyle MS	761	2.1%	38.2%	9.9%	40.1%	9.5%	57.2%	6.4%	14.8%
Eastern MS	859	5.0%	22.2%	12.6%	36.6%	23.5%	43.4%	6.7%	12.3%
Col. E. Brooke Lee MS	587	1.5%	32.5%	8.7%	50.1%	7.0%	60.8%	11.6%	15.4%
A. Mario Loiederma MS	801	3.2%	26.3%	6.5%	49.2%	14.6%	54.9%	8.5%	12.4%
Newport Mill MS	580	2.8%	17.6%	13.1%	45.7%	20.5%	53.7%	5.3%	12.8%
Parkland MS	828	2.4%	24.4%	15.2%	45.2%	12.8%	50.6%	6.9%	5.9%
Silver Spring International MS	830	4.7%	26.0%	6.7%	37.7%	24.8%	43.2%	8.2%	11.4%
Sligo MS	430	2.3%	27.2%	8.8%	37.4%	24.0%	50.3%	7.2%	19.2%
Takoma Park MS	840	6.2%	27.6%	19.8%	14.0%	32.4%	20.7%	4.2%	9.7%
Arcola ES	655	2.6%	18.8%	10.2%	64.0%	4.1%	72.0%	47.9%	13.3%
Bel Pre ES	500	3.2%	40.2%	4.8%	42.4%	9.0%	58.5%	45.2%	17.5%
Brookhaven ES	485	2.1%	30.9%	7.4%	49.5%	9.9%	64.7%	51.9%	12.8%
East Silver Spring ES	421	4.0%	49.2%	5.5%	25.4%	15.9%	59.1%	33.1%	18.8%
Forest Knolls ES	673	3.7%	14.4%	6.7%	44.6%	30.3%	40.5%	29.2%	7.5%
Georgian Forest ES	544	2.4%	39.9%	9.0%	38.6%	9.2%	70.6%	26.2%	23.5%
Glen Haven ES	534	2.4%	25.7%	9.6%	49.8%	12.5%	67.9%	40.8%	31.2%
Glenallen ES	419	3.8%	28.2%	12.4%	49.4%	6.2%	57.5%	34.6%	19.0%
Harmony Hills ES	640	0.9%	21.3%	7.2%	67.3%	3.1%	86.9%	55.3%	18.9%
Highland ES	488	1.0%	13.7%	6.6%	74.0%	4.1%	82.7%	65.6%	15.4%
Highland View ES	385	5.7%	23.6%	2.1%	31.2%	37.4%	43.5%	32.5%	19.8%
Kemp Mill ES	461	1.5%	24.7%	6.3%	60.7%	6.3%	75.2%	50.1%	12.7%
Montgomery Knolls ES	479	2.5%	23.4%	8.1%	47.8%	18.0%	61.9%	49.3%	15.0%
New Hampshire Estates ES	485	0.6%	16.1%	3.5%	75.7%	4.1%	85.3%	73.5%	21.1%
Oak View ES	329	2.7%	21.6%	8.8%	51.1%	15.8%	68.2%	27.5%	16.9%
Oakland Terrace ES	877	5.9%	16.2%	8.0%	28.5%	40.9%	33.3%	16.5%	7.7%
Pine Crest ES	418	6.2%	19.9%	14.1%	32.1%	27.5%	52.1%	18.9%	10.9%
Piney Branch ES	479	6.5%	34.0%	4.4%	16.1%	38.6%	30.0%	15.0%	8.5%
Rock View ES	646	5.7%	17.3%	10.2%	42.1%	24.3%	46.7%	32.2%	13.7%
Rolling Terrace ES	755	5.0%	14.6%	4.0%	59.6%	16.7%	63.1%	43.9%	11.0%
Sargent Shriver ES	732	1.1%	12.3%	9.4%	73.2%	3.8%	75.1%	58.4%	12.2%
Sligo Creek ES	557	9.3%	20.1%	5.9%	11.7%	52.6%	17.0%	9.1%	7.5%
Strathmore ES	397	3.8%	46.1%	6.5%	36.0%	7.3%	55.0%	11.8%	15.8%
Takoma Park ES	561	6.1%	33.7%	3.7%	18.2%	38.1%	31.8%	26.8%	12.5%
Viers Mill ES	618	2.8%	12.9%	7.8%	63.8%	12.3%	69.3%	47.2%	12.8%
Weller Road ES	591	1.7%	11.3%	10.8%	72.1%	3.9%	77.6%	61.4%	15.8%
Wheaton Woods ES	481	1.0%	29.9%	7.1%	57.4%	4.6%	78.7%	57.2%	14.8%
Woodlin ES	544	5.1%	26.5%	6.1%	17.5%	44.7%	21.8%	10.0%	14.6%
Elementary Cluster Total	15154	3.6%	23.3%	7.4%	47.1%	18.3%	58.3%	38.4%	14.6%
Elementary County Total	70136	4.9%	20.3%	14.3%	28.0%	32.3%	35.2%	22.0%	12.6%

*Percent of students approved for Free and Reduced-priced Meals Program (FARMS) during the 2010-2011 school year.

**Percent of English for Speakers of Other Languages (ESOL) during the 2010-2011 school year. High School students are served in regional ESOL centers.

***Mobility Rate is the number of entries plus withdrawals during the 2010-2011 school year compared to total enrollment.

Native Hawaiian/Pacific Islander and American Indian/Alaskan Native categories total less than 1% and were therefore excluded from the table.

Facility Characteristics of Schools 2011–2012

Schools	Year Facility Opened	Year Reopened/ Modernized	Total Square Footage	Site Size Acres	Adjacent Park	Reloc-atable Classrooms	Linkages to Learning Program	Home School Model
Montgomery Blair HS	1998		386,567	30.2	Yes			
Albert Einstein HS	1962	1997	276,462	26.67	Yes			
John F. Kennedy HS	1964	1999	280,048	29.1				
Northwood HS	1956	2004	254,054	29.6				
Wheaton HS	1954	1983	258,117	28.2		2		
Argyle MS	1971	1993	120,205	19.9			Yes	
Eastern MS	1951	1976	152,030	14.5			Yes	
Col. E. Brooke Lee MS	1966		123,199	16.5	Yes		Yes	
A. Mario Loiederman MS	1956	2005	131,746	17.08				
Newport Mill MS	1958	2002	108,240	8.4	Yes			
Parkland MS	1963	2007	151,169	9.2	Yes		Yes	
Silver Spring International MS	1934	1999	152,731	10.64	Yes		Yes	
Sligo MS	1959	1991	149,527	21.7	Yes		Yes	
Takoma Park MS	1939	1999	137,348	18.8	Yes			
Arcola ES	1956	2007	85,469	5	Yes	3		Yes
Bel Pre ES	1968		59,031	8.9	Yes	8	Yes	Yes
Brookhaven ES	1961	1995	81,320	8.57			Yes	
East Silver Spring ES	1929	1975	88,895	8.4				
Forest Knolls ES	1960	1993	89,564	7.8		1		Yes
Georgian Forest ES	1961	1995	58,197	11	Yes	11	Yes	Yes
Glen Haven ES	1950	2004	85,845	10	Yes			
Glenallan ES	1966		47,614	12.1				
Harmony Hills ES	1957	1999	85,648	10.2	Yes		Yes	Yes
Highland ES	1950	1989	87,491	11	Yes			Yes
Highland View ES	1953	1994	59,213	6.6		6		Yes
Kemp Mill ES	1960	1996	68,222	10		1		Yes
Montgomery Knolls ES	1952	1989	97,213	10.3			Yes	
New Hampshire Estates ES	1988		73,306	5.4			Yes	
Oak View ES	1949	1985	57,560	11.3			Yes	Yes
Oakland Terrace ES	1950	1993	79,145	9.5	Yes	7		Yes
Pine Crest ES	1941	1992	53,778	5.6	Yes	2	Yes	Yes
Piney Branch ES	1973		99,706	1.97	Yes			Yes
Rock View ES	1955	1999	91,977	7.4				Yes
Rolling Terrace ES	1988		88,835	4.3		3	Yes	Yes
Sargent Shriver ES	1954	2006	91,628	9.17		4		Yes
Sligo Creek ES	1934	1999	98,799	15.6	Yes			Yes
Strathmore ES	1970		59,497	10.8	Yes		Yes	Yes
Takoma Park ES	1979		85,553	4.7				
Viers Mill ES	1950	1991	86,978	10.52		15	Yes	Yes
Weller Road ES	1953	1975	76,296	11.1				
Wheaton Woods ES	1952	1976	66,763	8		8		
Woodlin ES	1944	1974	60,725	11		4		Yes