






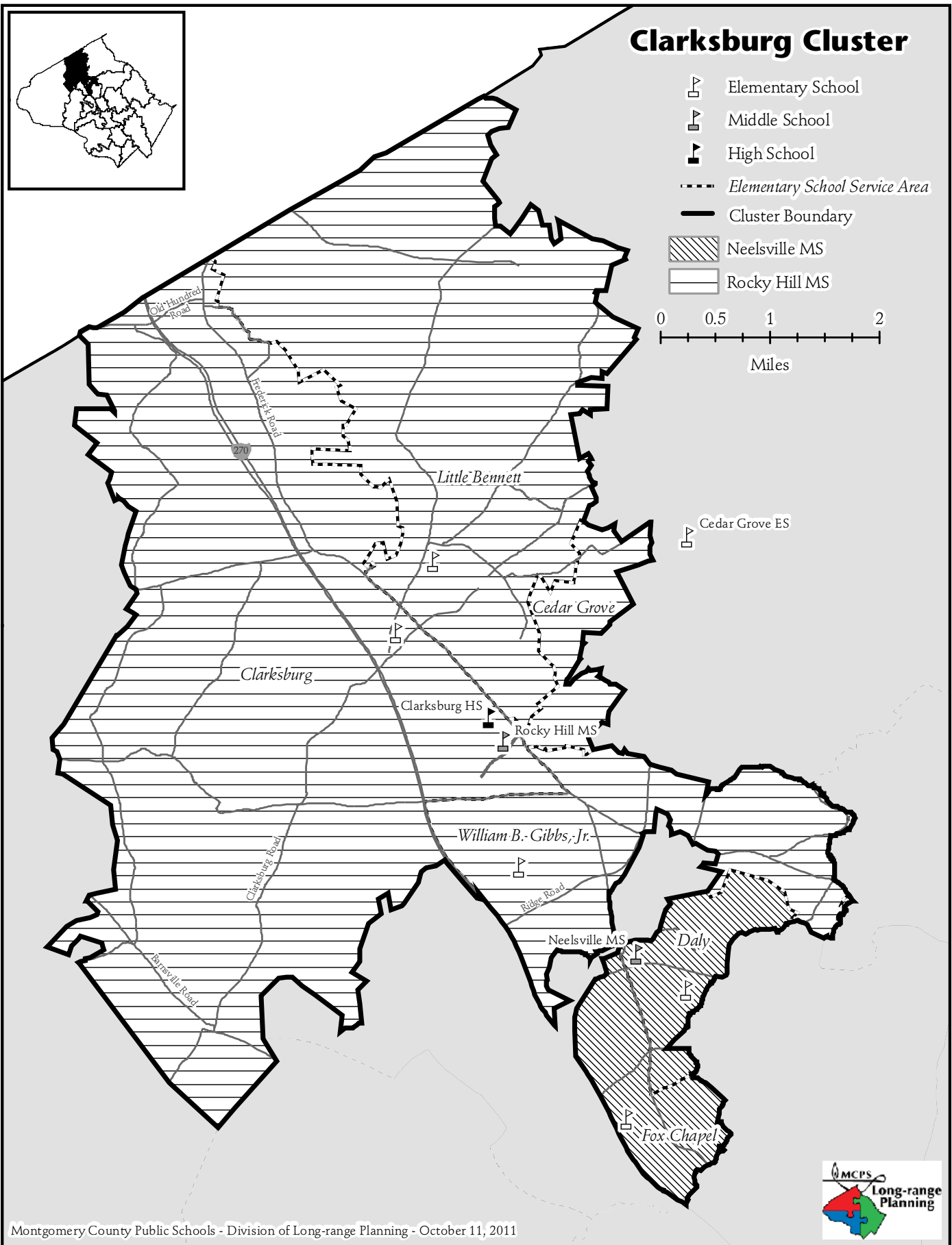
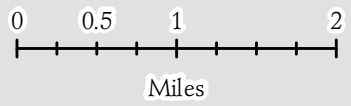


Clarksburg Cluster

-  Elementary School
-  Middle School
-  High School
-  Elementary School Service Area
-  Cluster Boundary
-  Neelsville MS
-  Rocky Hill MS



CLUSTER PLANNING ISSUES

Planning Issue: The Clarksburg Master Plan provides for the development of up to 15,000 housing units. A large number of housing units have been constructed. A new cluster of schools was formed in 2006–2007 school year with the opening of Clarksburg High School to accommodate the enrollment growth from the new development. Little Bennett Elementary School opened in August 2006 and William B. Gibbs, Jr. Elementary School opened in August 2009 to accommodate growing elementary school enrollment. A high school addition, a new middle school and an additional elementary school are needed in the future to accommodate future enrollment growth.

SCHOOLS

Clarksburg High School

Capital Project: Projections indicate that enrollment at Clarksburg High School will exceed capacity throughout the six-year period. An FY 2013 appropriation is recommended for planning funds to begin the architectural design for a classroom addition project. The scheduled completion date for the addition is August 2015. Relocatable classrooms will be utilized until additional capacity can be added. In order for this project to be completed on schedule, county and state funding must be provided at the levels recommended in this CIP.

Clarksburg/Damascus Middle School

Capital Project: Projections indicate that enrollment at Rocky Hill Middle School will exceed capacity throughout out the six-year CIP period. A new school is needed to address middle school space shortages in the cluster. Although the opening date was previously planned for August 2015, due to fiscal constraints in the county, as explained in Chapter 1, the opening of the school will be delayed by one year to August 2016. An FY 2013 appropriation is recommended for planning funds to begin the architectural design of the school. In order for this project to be completed on schedule, county and state funding must be provided at the levels recommended in this CIP.

Rocky Hill Middle School

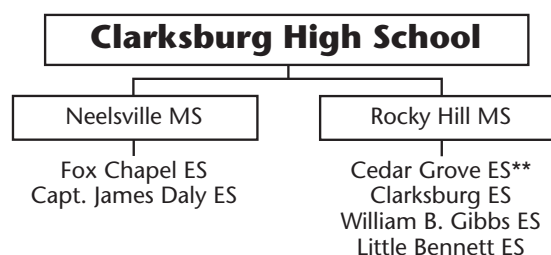
Capital Project: Projections indicate that enrollment at Rocky Hill Middle School will exceed capacity throughout out the six-year CIP period. A new school is needed to address middle school space shortages in the cluster. Although the opening date was previously planned for August 2015, due to fiscal constraints in the county as explained in Chapter 1, the opening of the school will be delayed by one year to August 2016. An

FY 2013 appropriation for for planning funds to begin the architectural design of the school. In order for this project to be completed on schedule, county and state funding must be provided at the levels recommended in this CIP.

Cedar Grove Elementary School

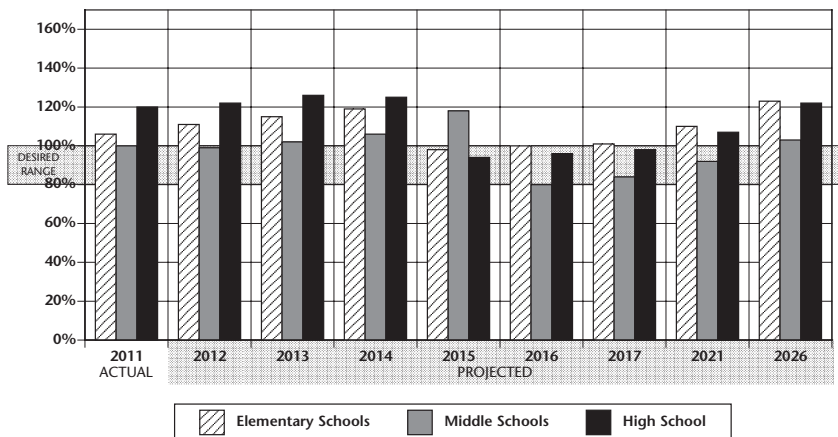
Capital Project: Enrollment at Cedar Grove Elementary School is projected to exceed capacity by the end of the six-year CIP period. Relocatable classrooms will be utilized until Clarksburg Cluster Elementary School (Clarksburg Village Site #1) opens in August 2014. An FY 2013 appropriation is recommended for construction funds to begin the construction of the new school. The school is scheduled for completion in August 2014. In order for this project to be completed on schedule, county funding must be provided at the levels recommended in this CIP.

Clarksburg Cluster Articulation*



- * "Cluster" is defined as the collection of elementary schools that articulate to the same high school.
- * South Lake Elementary School and a portion of Stedwick Elementary School also articulate to Neelsville Middle School but thereafter to Watkins Mill High School.
- * Rockwell Elementary School also articulates to Rocky Hill Middle School but thereafter to Damascus High School.
- ** A portion of Cedar Grove Elementary School also articulates to Damascus High School.

Clarksburg Cluster School Utilizations



Note: Percent utilization calculated as total enrollment of schools divided by total capacity. Projected capacity factors in capital projects.

Clarksburg Elementary School

Capital Project: Enrollment at Clarksburg Elementary School is projected to exceed capacity by the end of the six-year CIP period. Relocatable classrooms will be utilized until Clarksburg Cluster Elementary School (Clarksburg Village Site #1) opens in August 2014. An FY 2013 appropriation for construction is recommended to begin construction of the new school. The school is scheduled for completion in August 2014. In order for this project to be completed on schedule, county funding must be provided at the levels recommended in this CIP.

Clarksburg Cluster Elementary School (Clarksburg Village Site #1)

Capital Project: An FY 2013 appropriation is recommended for construction funds to begin construction of the new school. The school is scheduled for completion in August 2014. In order for this project to be completed on schedule, county funding must be provided at the levels recommended in this CIP.

Capt. James E. Daly Elementary School

Capital Project: Projections indicate enrollment at Capt. James E. Daly Elementary School will exceed capacity by four classrooms or more by the end of the six-year period. An FY 2012 appropriation was approved for facility planning to determine the feasibility, scope, and cost for a classroom addition. A date for the addition will be considered in a future CIP. Relocatable classrooms will be utilized until additional capacity can be added.

Little Bennett Elementary School

Capital Project: Enrollment at Little Bennett Elementary School is projected to exceed capacity by the end of the six-year CIP period. Relocatable classrooms will be utilized until Clarksburg Cluster Elementary School (Clarksburg Village Site #1) opens in August 2014. An FY 2013 appropriation is recommended for construction funds to begin construction of the new school. The school is scheduled for completion in August 2014. In order for this project to be completed on schedule, county funding must be provided at the levels recommended in this CIP.

CAPITAL PROJECTS

School	Project	Project Status	Date of Completion
Clarksburg HS	Classroom addition	Recommended	Aug. 2015
Clarksburg/Damascus MS	New school	Recommended	Aug. 2016 (delayed)
Clarksburg Cluster ES (Clarksburg Village Site #1)	New school	Recommended	Aug. 2014
Capt. James E. Daly ES	Classroom addition	Proposed	TBD

*Approved—Project has an FY 2012 appropriation approved in the Amended FY 2011–2016 CIP.

Recommended—Project has an FY 2013 appropriation recommended in the FY 2013–2018 CIP.

Programmed—Project has expenditures programmed in a future year of the CIP for planning and/or construction funds.

Proposed—Project has facility planning funds approved in the Amended FY 2011–2016 CIP for a feasibility study or recommended in the FY 2013–2018 CIP.

CLARKSBURG CLUSTER

Projected Enrollment and Space Availability Effects of the Recommended FY2013–2018 CIP and Non-CIP Actions on Space Available

Schools		Actual 11–12	Projections							
			12–13	13–14	14–15	15–16	16–17	17–18	2021	2026
Clarksburg HS	Program Capacity	1566	1566	1566	1566	1971	1971	1971	1971	1971
	Enrollment	1878	1916	1970	1950	1843	1885	1933	2100	2400
	Available Space	(312)	(350)	(404)	(384)	128	86	38	(129)	(429)
	Comments		Planning for Addition			Addition Complete				
Clarksburg/Damascus MS	Program Capacity						988	988	988	988
	Enrollment						0	0	0	0
	Available Space						988	988	988	988
	Comments		Planning for new school				Opens Aug. 2016			
Neelsville MS	Program Capacity	897	897	897	897	897	897	897	897	897
	Enrollment	856	857	871	905	976	977	985	1000	1000
	Available Space	41	40	26	(8)	(79)	(80)	(88)	(103)	(103)
	Comments									
Rocky Hill MS	Program Capacity	944	944	944	944	944	944	944	944	944
	Enrollment	984	963	1004	1048	1203	1275	1378	1600	1900
	Available Space	(40)	(19)	(60)	(104)	(259)	(331)	(434)	(656)	(956)
	Comments									
Cedar Grove ES	Program Capacity	423	423	423	423	423	423	423		
	Enrollment	427	468	513	558	575	604	613		
	Available Space	(4)	(45)	(90)	(135)	(152)	(181)	(190)		
	Comments									
Clarksburg ES	Program Capacity	313	313	313	313	313	313	313		
	Enrollment	262	273	291	323	343	372	401		
	Available Space	51	40	22	(10)	(30)	(59)	(88)		
	Comments									
Clarksburg Cluster ES (Clarksburg Village Site #1)	Program Capacity				740	740	740	740		
	Enrollment				0	0	0	0		
	Available Space				740	740	740	740		
	Comments		Planning for new school		Opens Aug. 2014					
Capt. James E. Daly ES	Program Capacity	485	485	485	485	485	485	485		
	Enrollment	564	597	610	611	612	624	619		
	Available Space	(79)	(112)	(125)	(126)	(127)	(139)	(134)		
	Comments		Facility Planning for Addition							
Fox Chapel ES	Program Capacity	628	628	628	628	628	628	628		
	Enrollment	587	592	599	604	597	603	603		
	Available Space	41	36	29	24	31	25	25		
	Comments		Addition Complete							
William B. Gibbs Jr. ES	Program Capacity	735	735	735	735	735	735	735		
	Enrollment	743	722	720	732	722	724	722		
	Available Space	(8)	13	15	3	13	11	13		
	Comments									
Little Bennett ES	Program Capacity	674	674	674	674	674	674	674		
	Enrollment	883	956	1018	1057	1058	1066	1071		
	Available Space	(209)	(282)	(344)	(383)	(384)	(392)	(397)		
	Comments									
Cluster Information	HS Utilization	120%	122%	126%	125%	94%	96%	98%	107%	122%
	HS Enrollment	1878	1916	1970	1950	1843	1885	1933	2100	2400
	MS Utilization	100%	99%	102%	106%	118%	80%	84%	92%	103%
	MS Enrollment	1840	1820	1875	1953	2179	2252	2363	2600	2900
	ES Utilization	106%	111%	115%	119%	98%	100%	101%	110%	123%
	ES Enrollment	3466	3608	3751	3885	3907	3993	4029	4400	4900

CLARKSBURG CLUSTER

Facility Characteristics of Schools 2011–2012

Schools	Year Facility Opened	Year Reopened/ Modernized	Total Square Footage	Site Size Acres	Adjacent Park	Reloc-atable Classrooms	Linkages to Learning Program	Home School Model
Clarksburg HS	1995	2006	309,216	62.73		9		
Neelsville MS	1981		131,432	29.2				
Rocky Hill MS	2004		148,065	23.3		8		
Cedar Grove ES	1960	1987	57,037	10.1		3		
Clarksburg ES	1952	1993	54,983	9.97		4		
Captain James Daly ES	1989		78,210	10	Yes	4		
Fox Chapel ES	1974		85,182	10.34	Yes		Yes	Yes
William B. Gibbs Jr. ES	2009		88,042	10.75				Yes
Little Bennett ES	2006		82,511	4.81	Yes	6		Yes