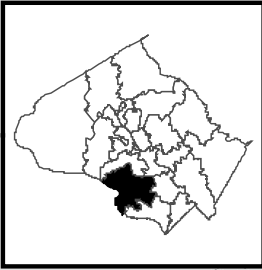









# Winston Churchill Cluster



-  Elementary School
-  Middle School
-  High School
-  Elementary School Service Area
-  Cluster Boundary
-  Cabin John MS
-  Hoover MS



## SCHOOLS

### Herbert Hoover Middle School

**Capital Project:** A modernization project for this school is scheduled for completion in August 2013. An FY 2012 appropriation for construction funds was approved to begin the construction of the modernization.

### Beverly Farms Elementary School

**Capital Project:** A modernization project is scheduled for this school with a completion date of January 2013. An FY 2012 appropriation was approved for construction funds to begin the construction of the modernization.

### Potomac Elementary School

**Utilization:** Enrollment at Potomac Elementary School is projected to exceed capacity throughout the six-year CIP period. The Board adopted a boundary action that reassigned some students from Potomac Elementary School to Seven Locks Elementary School. Capacity is being added as part of the Seven Locks Elementary School modernization project, scheduled for completion in January 2012 to accommodate the reassigned students.

**Capital Project:** A modernization project is scheduled for this school with a completion date of January 2018. An FY 2013 appropriation is recommended for facility planning to conduct a feasibility study to determine the scope and cost of the modernization project. In order for this project to be completed on schedule, county and state funding must be provided at the levels recommended in this CIP.

### Seven Locks Elementary School

**Capital Project:** Construction of a replacement facility is underway for this school and is scheduled for completion in January 2012. An FY 2011 appropriation was approved for the construction of the replacement facility. The students are housed in the Radnor Holding Facility during construction.

**Capital Project:** An FY 2011 appropriation was approved for construction of a gymnasium that is under construction as part of the replacement school. The scheduled completion date for this gymnasium is January 2012.

### Wayside Elementary School

**Capital Project:** A modernization project is scheduled for this school with a completion date of August 2016. An FY 2013 appropriation for planning funds is recommended to begin the architectural design for the modernization. In order for this project to be completed on schedule, county and state funding must be provided at the levels recommended in this CIP.

## CAPITAL PROJECTS

School	Project	Project Status	Date of Completion
Hoover MS	Modernization	Approved	Aug. 2013
Beverly Farms ES	Modernization	Approved	Jan. 2013
Potomac ES	Modernization	Programmed	Jan. 2018
Seven Locks ES	Modernization	Approved	Jan. 2012
	Gymnasium	Approved	Jan. 2012
Wayside ES	Modernization	Recommended	Aug. 2016

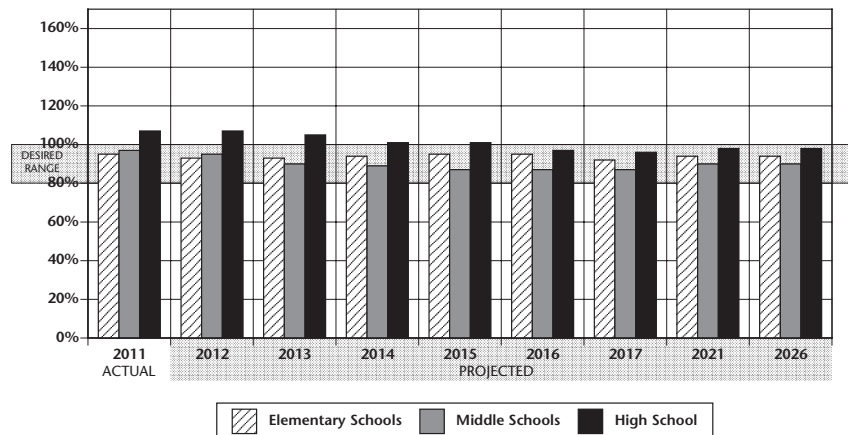
\*Approved—Project has an FY 2012 appropriation approved in the Amended FY 2011–2016 CIP.

Recommended—Project has an FY 2013 appropriation recommended in the FY 2013–2018 CIP.

Programmed—Project has expenditures programmed in a future year of the CIP for planning and/or construction funds.

Proposed—Project has facility planning funds approved in the Amended FY 2011–2016 CIP for a feasibility study or recommended in the FY 2013–2018 CIP.

### Winston Churchill Cluster School Utilizations



Note: Percent utilization calculated as total enrollment of schools divided by total capacity. Projected capacity factors in capital projects.

WINSTON CHURCHILL CLUSTER

**Projected Enrollment and Space Availability**  
Effects of the Recommended FY2013–2018 CIP and Non–CIP Actions on Space Available

Schools			Actual	Projections							
			11–12	12–13	13–14	14–15	15–16	16–17	17–18	2021	2026
Winston Churchill HS	Program Capacity	1941	1941	1941	1941	1941	1941	1941	1941	1941	1941
	Enrollment	2086	2078	2030	1970	1961	1887	1860	1900	1900	
	Available Space	(145)	(137)	(89)	(29)	(20)	54	81	41	41	
	Comments										
Cabin John MS	Program Capacity	1018	1018	1018	1018	1018	1018	1018	1018	1018	
	Enrollment	919	915	938	938	933	962	966	950	950	
	Available Space	99	103	80	80	85	56	52	68	68	
	Comments	Mod Complete Aug. 2011									
Herbert Hoover MS	Program Capacity	978	978	1084	1084	1084	1084	1084	1084	1084	
	Enrollment	1015	990	964	936	898	864	862	950	950	
	Available Space	(38)	(12)	120	148	186	220	222	134	134	
	Comments	@ Tilden Center		Mod. Complete Aug. 2013							
Bells Mill ES	Program Capacity	609	609	609	609	609	609	609	609	609	
	Enrollment	560	572	585	591	592	585	585	585	585	
	Available Space	49	37	24	18	17	24	24	24	24	
	Comments										
Beverly Farms ES	Program Capacity	574	640	640	640	640	640	640	640	640	
	Enrollment	567	558	568	574	574	581	582	582	582	
	Available Space	7	82	72	66	66	59	58	58	58	
	Comments	@ North Lake	Mod Complete Jan 2013								
Potomac ES	Program Capacity	424	424	424	424	424	424	550	550	550	
	Enrollment	524	496	496	486	488	478	490	490	490	
	Available Space	(100)	(72)	(72)	(62)	(64)	(54)	60	60	60	
	Comments					Planning for Modernization	@ Radnor	Mod. Complete Jan. 2018			
Seven Locks ES	Program Capacity	424	424	424	424	424	424	424	424	424	
	Enrollment	321	335	345	360	371	372	387	387	387	
	Available Space	103	89	79	64	53	52	37	37	37	
	Comments	Mod Complete Jan. 2012									
Wayside ES	Program Capacity	664	664	664	664	664	664	664	664	664	
	Enrollment	576	601	585	596	597	613	606	606	606	
	Available Space	88	63	79	68	67	51	58	58	58	
	Comments	Facility Planning for Mod		Planning for Modernization	Move to Radnor Jan. 2015	@ Radnor	Mod. Complete Aug. 2016				
Cluster Information	HS Utilization	107%	107%	105%	101%	101%	97%	96%	98%	98%	
	HS Enrollment	2086	2078	2030	1970	1961	1887	1860	1900	1900	
	MS Utilization	97%	95%	90%	89%	87%	87%	87%	90%	90%	
	MS Enrollment	1934	1905	1902	1874	1831	1826	1828	1900	1900	
	ES Utilization	95%	93%	93%	94%	95%	95%	92%	94%	94%	
ES Enrollment	2548	2562	2579	2607	2622	2629	2650	2700	2700		



**Facility Characteristics of Schools 2011–2012**

Schools	Year Facility Opened	Year Reopened/ Modernized	Total Square Footage	Site Size Acres	Adjacent Park	Reloc-atable Classrooms	Linkages to Learning Program	Home School Model
Winston Churchill HS	1964	2001	322,078	30.3				
Cabin John MS	1967	2011	159,514	18.2				
Herbert Hoover MS	1966		135,342	19.1				
Bells Mill ES	1968	2009	77,244	9.6				
Beverly Farms ES	1965		58,397	5	Yes			
Potomac ES	1949	1976	57,713	9.6		5		Yes
Seven Locks ES	1964	2012	29,190	9.9				Yes
Wayside ES	1969		77,507	9.3				