






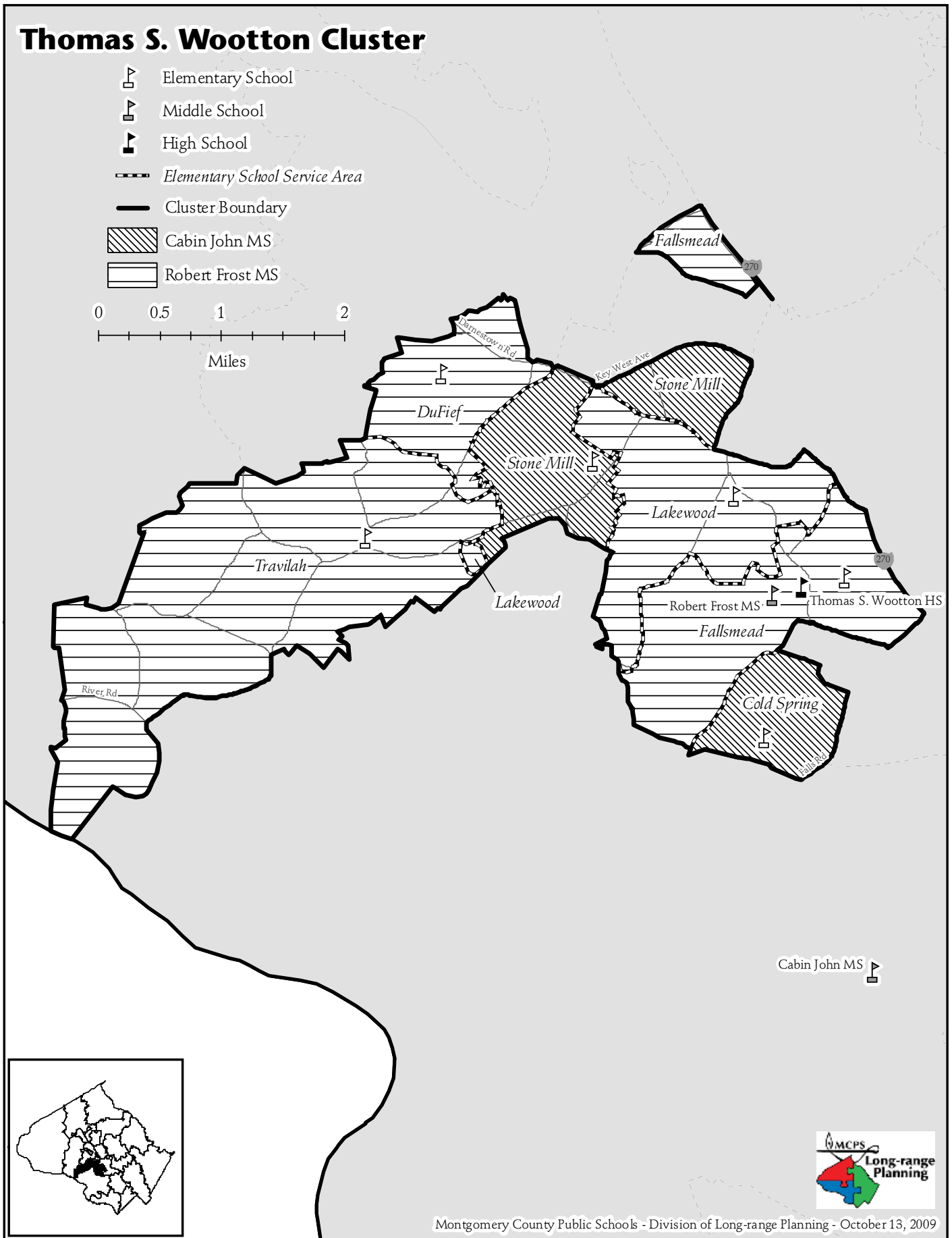


Thomas S. Wootton Cluster

-  Elementary School
-  Middle School
-  High School
-  Elementary School Service Area
-  Cluster Boundary
-  Cabin John MS
-  Robert Frost MS



SCHOOLS

Thomas S. Wootton High School

Capital Project: A modernization project is scheduled for this school with completion by August 2018. FY 2014 expenditures are programmed for facility planning funds to determine the scope and cost of the modernization, the feasibility study will occur one year prior to the design in order for the latest code information, program requirements, and enrollment projections to be incorporated in the design. In order for this project to be completed on schedule, county and state funding must be provided at levels recommended in this CIP.

Cabin John Middle School

Capital Project: A modernization project for this school is scheduled for completion in August 2011. An FY 2010 appropriation was approved for the balance of the construction funds for the modernization. In order for this modernization to be completed on schedule, county and state funding must be provided at the levels recommended in this CIP.

Cold Spring Elementary School

Capital Project: A gymnasium project is scheduled for this school. The Board of Education requested funding to complete the gymnasium project by August 2010. However, due to fiscal constraints in the county, the gymnasium construction will be delayed by two years to August 2012. An FY 2011 appropriation is recommended for planning to design the gymnasium. In order for this project to be completed on schedule, county funding must be provided at levels recommended in this CIP.

Capital Project: Restroom renovations are recommended for this school for completion in the 2013–2014 school year.

Stone Mill Elementary School

Capital Project: Restroom renovations are recommended for this school for completion in the 2011–2012 school year.

Travilah Elementary School

Capital Project: Restroom renovations are recommended for this school for completion in the 2015–2016 school year.

CAPITAL PROJECTS

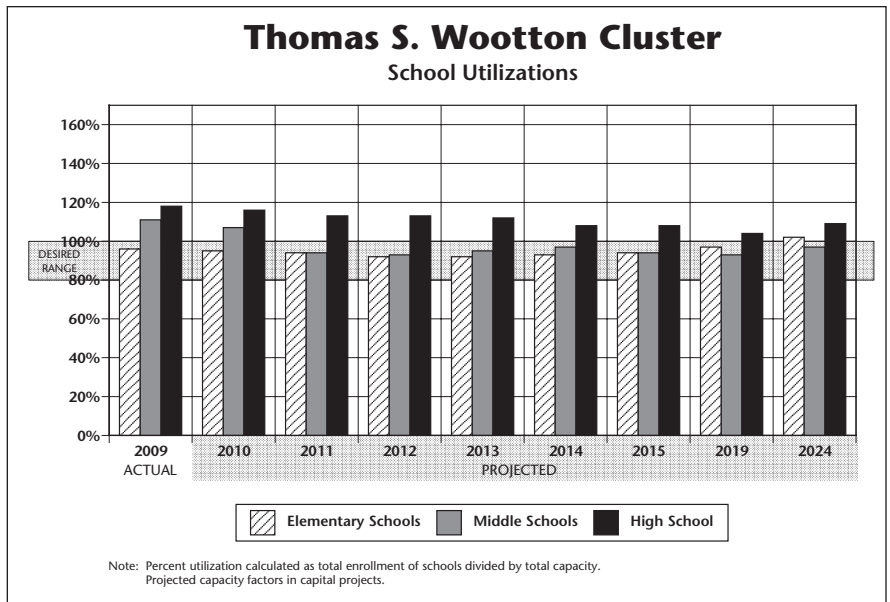
School	Project	Project Status*	Date of Completion
Wootton HS	Modernization	Programmed	Aug. 2018
Cabin John MS	Modernization	Approved	Aug. 2011
Cold Spring ES	Gymnasium	Programmed	Aug. 2012
Cold Spring ES	Restroom renovations	Recommended	SY 2013–2014
Stone Mill ES	Restroom renovations	Recommended	SY 2011–2012
Travilah ES	Restroom renovations	Recommended	SY 2015–2016

*Approved—Project has an FY 2010 appropriation approved for the FY 2010 Capital Budget.

Recommended—Project has an FY 2011 appropriation recommended in the FY 2011–2016 CIP.

Programmed—Project has expenditures programmed in a future year of the CIP for planning and/or construction funds.

Proposed—Project has facility planning funds approved for the FY 2010 Capital Budget or recommended in the FY 2011–2016 CIP for a feasibility study.



THOMAS S. WOOTTON CLUSTER

Projected Enrollment and Space Availability
Effects of the Recommended FY2011–2016 CIP and Non-CIP Actions on Space Available

Schools			Actual 09–10	Projections							
				10–11	11–12	12–13	13–14	14–15	15–16	2019	2024
Thomas S. Wootton HS	Program Capacity	2046	2059	2073	2073	2073	2073	2073	2073	2073	2073
	Enrollment	2411	2379	2348	2340	2314	2239	2235	2250	2300	
	Available Space	(365)	(320)	(275)	(267)	(241)	(166)	(162)	(177)	(227)	
	Comments					Facility Planning for Mod.	Planning for Mod.				
Cabin John MS	Program Capacity	828	812	1051	1051	1051	1051	1051	1051	1051	
	Enrollment	939	882	883	873	914	988	983	1000	1025	
	Available Space	(111)	(70)	168	178	137	63	68	51	26	
	Comments	@ Tilden Facility		Mod. +1 AUT	Complete Aug. 2011						
Robert Frost MS	Program Capacity	1080	1080	1080	1080	1080	1080	1080	1080	1080	
	Enrollment	1184	1133	1110	1114	1102	1069	1024	1050	1075	
	Available Space	(105)	(54)	(31)	(35)	(23)	11	56	30	5	
	Comments										
Cold Spring ES	Program Capacity	412	412	412	412	412	412	412			
	Enrollment	378	375	376	373	382	387	393			
	Available Space	34	37	36	39	30	25	19			
	Comments				+ Gym						
DuFief ES	Program Capacity	395	395	395	395	395	395	395			
	Enrollment	433	409	401	392	381	372	382			
	Available Space	(38)	(14)	(6)	3	14	23	13			
	Comments										
Fallsmead ES	Program Capacity	528	528	528	528	528	528	528			
	Enrollment	514	530	531	522	538	537	532			
	Available Space	14	(2)	(3)	6	(10)	(9)	(4)			
	Comments										
Lakewood ES	Program Capacity	568	568	568	568	568	568	568			
	Enrollment	633	609	598	573	546	554	561			
	Available Space	(65)	(41)	(30)	(5)	22	14	7			
	Comments										
Stone Mill ES	Program Capacity	689	689	689	689	689	689	689			
	Enrollment	591	606	592	592	587	606	610			
	Available Space	98	83	97	97	102	83	79			
	Comments										
Travilah ES	Program Capacity	526	526	526	526	526	526	526			
	Enrollment	441	425	430	427	425	441	444			
	Available Space	85	101	96	99	101	85	82			
	Comments										
Cluster Information	HS Utilization	118%	116%	113%	113%	112%	108%	108%	109%	111%	
	HS Enrollment	2411	2379	2348	2340	2314	2239	2235	2250	2300	
	MS Utilization	111%	107%	94%	93%	95%	97%	94%	96%	99%	
	MS Enrollment	2123	2015	1993	1987	2016	2057	2007	2050	2100	
	ES Enrollment	2990	2954	2928	2879	2859	2897	2922	3000	3100	

Facility Characteristics of Schools 2009–2010

Schools	Year Facility Opened	Year Reopened Mod.*	Total Square Footage	Site Size Acres	Adjacent Park	FACT Assess. Score	Child Care**	Reloc-atable Class.	LTL/SBHC***
Thomas S. Wootton HS	1970		295,620	27.4		1301		9	
Cabin John MS	1967	1989	120,788	18.2		1422		2	
Robert Frost MS	1971		143,757	24.8		TBD			
Cold Spring ES	1972		46,296	12.4		TBD		3	
DuFief ES	1975		59,013	10	Yes	TBD		3	
Fallsmead ES	1974		67,472	8.9	Yes	TBD			
Lakewood ES	1968	2003	77,526	13.1		1405			
Stone Mill ES	1988		78,617	11.8			Yes		
Travilah ES	1960	1992	65,378	9.3					

*Schools with a date before 1986 underwent a renovation, not a full modernization of the facility. Schools that were reopened but not fully modernized or completely rebuilt, will be included in the assessments for future modernization based on the year the school was originally opened. See Appendix K for additional information.

**Private child care is provided at the school during the school day.

***LTL=Linkages to Learning. SBHC=School-based Health Center that includes Linkages to Learning.