






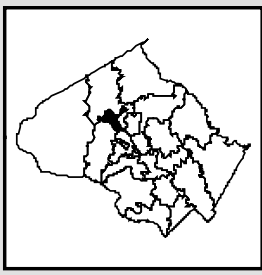
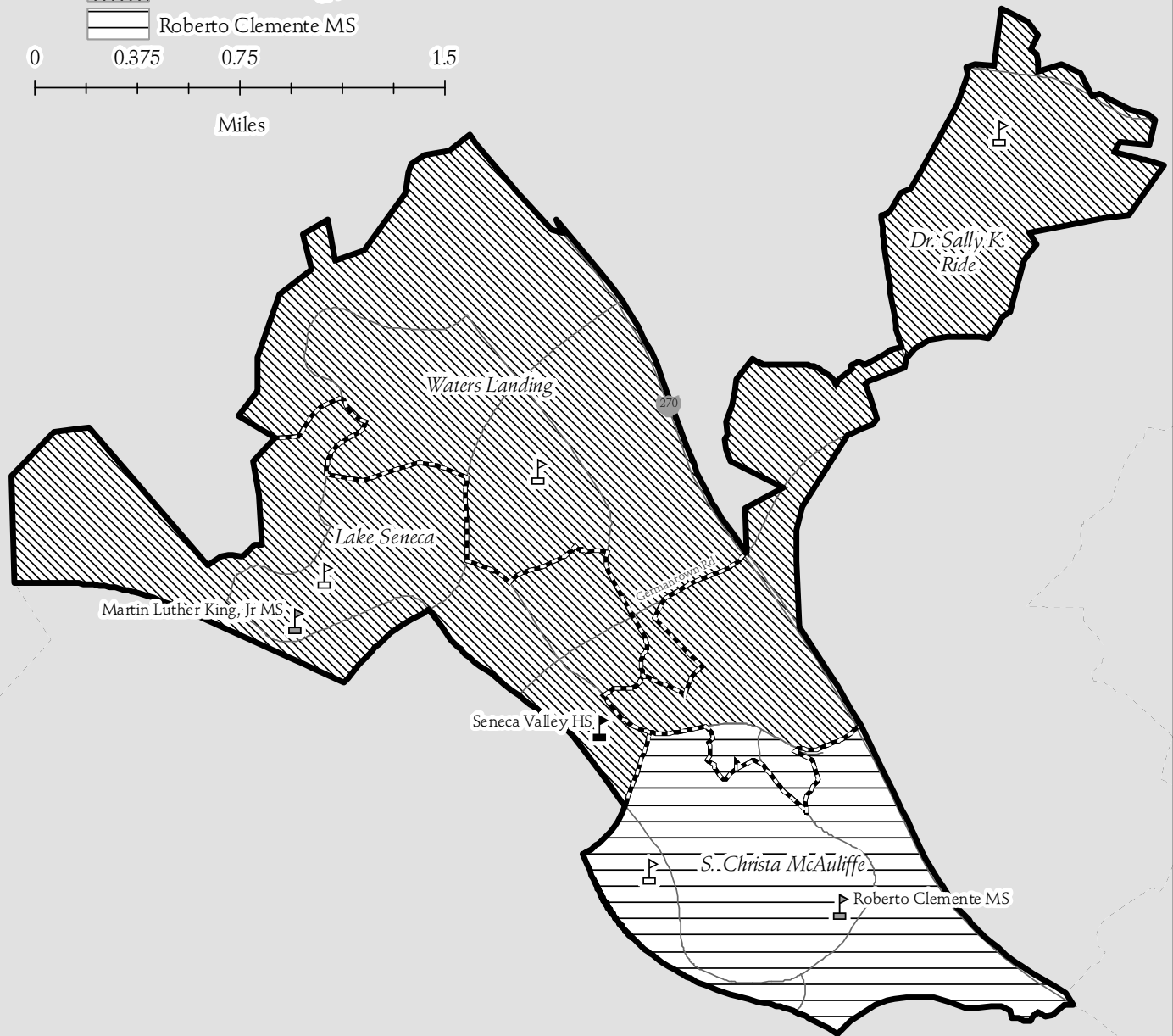
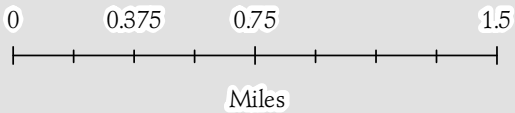


Seneca Valley Cluster

-  Elementary School
-  Middle School
-  High School
-  Elementary School Service Area
-  Cluster Boundary
-  Martin Luther King, Jr MS
-  Roberto Clemente MS



CLUSTER PLANNING ISSUES

Seneca Valley High School

Capital Project: A modernization project is scheduled for this school for completion of the facility in August 2016 and the completion of the site work in August 2017. FY 2012 expenditures are programmed for facility planning funds to determine the scope and cost for the modernization. In order for this project to be completed on schedule, county and state funding must be provided at the levels recommended in this CIP.

Roberto Clemente Middle School

Capital Project: Restroom renovations are recommended for this school for completion in the 2012–2013 school year.

Dr. Martin Luther King, Jr. Middle School

Capital Project: Restroom renovations are recommended for this school for completion in the 2013–2014 school year.

Lake Seneca Elementary School

Capital Project: Restroom renovations are recommended for this school for completion in the 2011–2012 school year.

S. Christa McAuliffe Elementary School

Capital Project: Restroom renovations are recommended for this school for completion in the 2015–2016 school year.

Dr. Sally K. Ride Elementary School

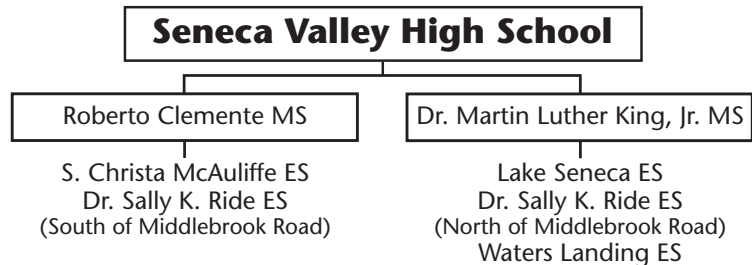
Capital Project: Restroom renovations are recommended for this school for completion in the 2015–2016 school year.

Waters Landing Elementary School

Capital Project: Projections indicate enrollment at Waters Landing Elementary School will exceed capacity by four classrooms or more by the end of the six-year planning period. An FY 2011 appropriation is recommended for planning funds to begin the architectural design of a classroom addition. The recommended completion date for the addition is August 2013. In order for this project to be completed on schedule, county and state funding must be provided at the levels recommended in this CIP.

Capital Project: Restroom renovations are recommended for this school for completion in the 2014–2015 school year.

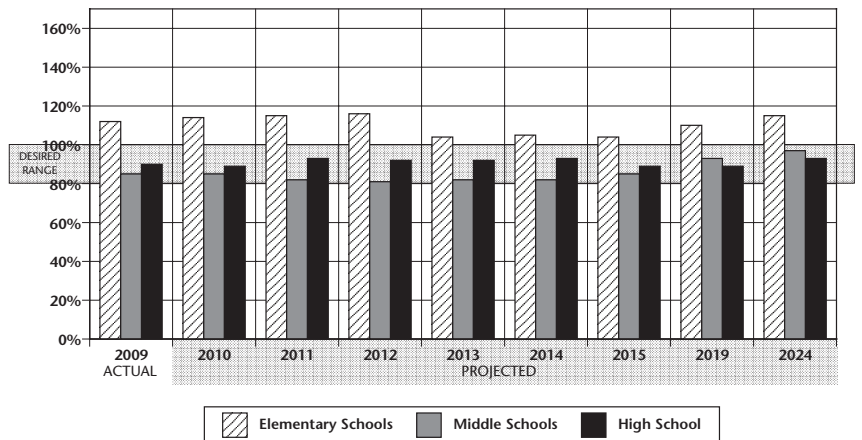
Seneca Valley Cluster Articulation*



- * "Cluster" is defined as the collection of elementary schools that articulate to the same high school.
- * Clopper Mill, Germantown, and a portion of Great Seneca Creek elementary schools also articulate to Roberto Clemente Middle School, but thereafter articulate to Northwest High School.

Seneca Valley Cluster

School Utilizations



Note: Percent utilization calculated as total enrollment of schools divided by total capacity. Projected capacity factors in capital projects.

CAPITAL PROJECTS

| School | Project | Project Status* | Date of Completion |
|--------------------------------|----------------------|-----------------|--|
| Seneca Valley HS | Modernization | Programmed | Aug. 2016, building Aug. 2017, site |
| Dr. Martin Luther King, Jr. MS | Restroom renovations | Recommended | SY 2013–2014 |
| Roberto Clemente MS | Restroom renovations | Recommended | SY 2012–2013 |
| Lake Seneca ES | Restroom renovations | Recommended | SY 2011–2012 |
| S. Christa McAuliffe ES | Restroom renovations | Recommended | SY 2015–2016 |
| Dr. Sally K. Ride ES | Restroom renovations | Recommended | SY 2015–2016 |
| Waters Landing ES | Classroom addition | Recommended | August 2013 |
| Waters Landing ES | Restroom renovations | Recommended | SY 2014–2015 |

*Approved—Project has an FY 2010 appropriation approved for the FY 2010 Capital Budget.

Recommended—Project has an FY 2011 appropriation recommended in the FY 2011–2016 CIP.

Programmed—Project has expenditures programmed in a future year of the CIP for planning and/or construction funds.

Proposed—Project has facility planning funds approved for the FY 2010 Capital Budget or recommended in the FY 2011–2016 CIP for a feasibility study.

SENECA VALLEY CLUSTER

Projected Enrollment and Space Availability
Effects of the Recommended FY2011–2016 CIP and Non-CIP Actions on Space Available

| Schools | | | Actual | Projections | | | | | | |
|----------------------------|-------------------|--------------------------------|-----------------------|----------------------------|-------------------|-------------------|---------------------------|-------------|-------------|-------------|
| | | | 09–10 | 10–11 | 11–12 | 12–13 | 13–14 | 14–15 | 15–16 | 2019 |
| Seneca Valley HS | Program Capacity | 1491 | 1491 | 1491 | 1491 | 1491 | 1491 | 1491 | 1491 | 1491 |
| | Enrollment | 1343 | 1334 | 1387 | 1378 | 1374 | 1392 | 1334 | 1350 | 1400 |
| | Available Space | 148 | 157 | 104 | 113 | 117 | 99 | 157 | 141 | 91 |
| | Comments | | | Facility Planning for Mod. | Planning for Mod. | | Modernization in Progress | | | |
| Roberto Clemente MS | Program Capacity | 1152 | 1152 | 1152 | 1152 | 1152 | 1152 | 1152 | 1152 | 1152 |
| | Enrollment | 1157 | 1118 | 1056 | 1029 | 1023 | 1038 | 1071 | 1100 | 1125 |
| | Available Space | (5) | 34 | 96 | 123 | 129 | 114 | 81 | 52 | 27 |
| | Comments | | | | | | | | | |
| Martin Luther King, Jr. MS | Program Capacity | 888 | 888 | 888 | 888 | 888 | 888 | 888 | 888 | 888 |
| | Enrollment | 577 | 607 | 614 | 626 | 645 | 637 | 665 | 675 | 700 |
| | Available Space | 311 | 281 | 274 | 262 | 243 | 251 | 223 | 213 | 188 |
| | Comments | | | | | | | | | |
| Lake Seneca ES | Program Capacity | 417 | 417 | 417 | 417 | 417 | 417 | 417 | | |
| | Enrollment | 385 | 417 | 415 | 425 | 433 | 437 | 439 | | |
| | Available Space | 32 | 0 | 2 | (8) | (16) | (20) | (22) | | |
| | Comments | | | | | | | | | |
| S. Christa McAuliffe ES | Program Capacity | 501 | 501 | 501 | 501 | 501 | 501 | 501 | | |
| | Enrollment | 592 | 592 | 589 | 597 | 614 | 606 | 586 | | |
| | Available Space | (91) | (91) | (88) | (96) | (113) | (105) | (85) | | |
| | Comments | | | | | | | | | |
| Dr. Sally K. Ride ES | Program Capacity | 519 | 519 | 519 | 519 | 519 | 519 | 519 | | |
| | Enrollment | 570 | 575 | 582 | 585 | 592 | 593 | 593 | | |
| | Available Space | (51) | (56) | (63) | (66) | (73) | (74) | (74) | | |
| | Comments | | | | | | | | | |
| Waters Landing ES | Program Capacity | 499 | 499 | 499 | 499 | 736 | 736 | 736 | | |
| | Enrollment | 628 | 622 | 631 | 648 | 630 | 639 | 644 | | |
| | Available Space | (129) | (123) | (132) | (149) | 106 | 97 | 92 | | |
| | Comments | Facility Planning for Addition | Planning for Addition | | | Addition Complete | | | | |
| Cluster Information | HS Utilization | 90% | 89% | 93% | 92% | 92% | 93% | 89% | 91% | 94% |
| | HS Enrollment | 1343 | 1334 | 1387 | 1378 | 1374 | 1392 | 1334 | 1350 | 1400 |
| | MS Utilization | 85% | 85% | 82% | 81% | 82% | 82% | 85% | 87% | 89% |
| | MS Enrollment | 1734 | 1725 | 1670 | 1655 | 1668 | 1675 | 1736 | 1775 | 1825 |
| | ES Utilization | 112% | 114% | 115% | 116% | 104% | 105% | 104% | 106% | 110% |
| ES Enrollment | 2175 | 2206 | 2217 | 2255 | 2269 | 2275 | 2262 | 2300 | 2400 | |

Facility Characteristics of Schools 2009–2010

| Schools | Year Facility Opened | Year Reopened Mod.* | Total Square Footage | Site Size Acres | Adjacent Park | FACT Assess. Score | Child Care** | Reloc-atable Class. | LTL/SBHC*** |
|----------------------------|----------------------|---------------------|----------------------|-----------------|---------------|--------------------|--------------|---------------------|-------------|
| Seneca Valley HS | 1974 | | 251,278 | 29.4 | | 1254 | | 4 | |
| Roberto Clemente MS | 1994 | | 148,246 | 19.9 | | | | | |
| Martin Luther King, Jr. MS | 1996 | | 135,867 | 19 | | | | | |
| Lake Seneca ES | 1985 | | 58,770 | 9.4 | | | | | |
| S. Christa McAuliffe ES | 1987 | | 77,240 | 10.6 | Yes | | | 1 | |
| Dr. Sally K. Ride ES | 1994 | | 78,686 | 13.5 | | | Yes | 4 | Yes |
| Waters Landing ES | 1988 | | 77,560 | 10 | | | Yes | 3 | |

*Schools with a date before 1986 underwent a renovation, not a full modernization of the facility. Schools that were reopened but not fully modernized or completely rebuilt, will be included in the assessments for future modernization based on the year the school was originally opened. See Appendix K for additional information.

**Private child care is provided at the school during the school day.

***LTL=Linkages to Learning. SBHC=School-based Health Center that includes Linkages to Learning.