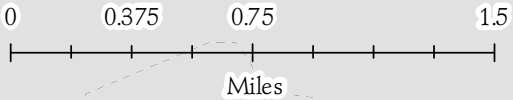


Quince Orchard Cluster

- Elementary School
- Middle School
- High School
- Elementary School Service Area
- Cluster Boundary
- Lakelands Park MS
- Ridgeview MS



SCHOOLS

Quince Orchard High School

Capital Project: Restroom renovations are recommended for this school for completion in the 2010–2011 school year.

Ridgeview Middle School

Capital Project: Improvements are scheduled for this school with a completion date of August 2012. An FY 2011 appropriation is recommended for construction funds to complete the improvements. In order for this project to be completed on schedule, county and state funding must be provided at the levels recommended in this CIP.

Brown Station Elementary School

Utilization: Projections indicate enrollment at Brown Station Elementary School will exceed capacity by four classrooms or more by the end of the six-year period. Relocatable classrooms will be utilized until additional capacity can be added as part of the modernization.

Capital Project: A modernization project is scheduled for this school with a completion date of August 2016. FY 2012 expenditures are programmed for facility planning funds to determine the scope and cost for the modernization. In order for this project to be completed on schedule, county and state funding must be provided at the levels recommended in this CIP.

Rachel Carson Elementary School

Utilization: Projections indicate enrollment at Rachel Carson Elementary School will exceed capacity by four classrooms or more by the end of the six-year period. The Elementary Learning Center (ELC) currently located at Rachel Carson Elementary School is scheduled for relocation to Jones Lane Elementary School in August 2010. This move will free up four classrooms at Rachel Carson Elementary School. Enrollment will continue to be monitored to determine whether it is necessary to develop additional plans to relieve Rachel Carson Elementary School in the future.

Capital Project: Restroom renovations are recommended for this school for completion in the 2013–2014 school year.

Fields Road Elementary School

Capital Project: Restroom renovations are recommended for this school for completion in the 2013–2014 school year.

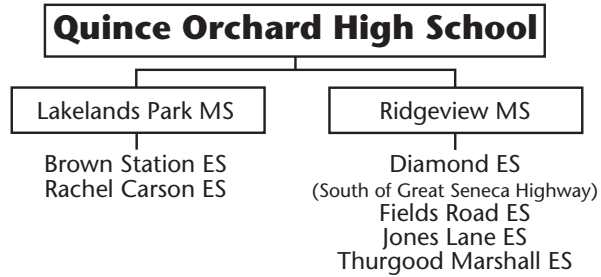
Jones Lane Elementary School

Capital Project: Restroom renovations are recommended for this school for completion in the 2012–2013 school year.

Thurgood Marshall Elementary School

Capital Project: Restroom renovations are recommended for this school for completion in the 2014–2015 school year.

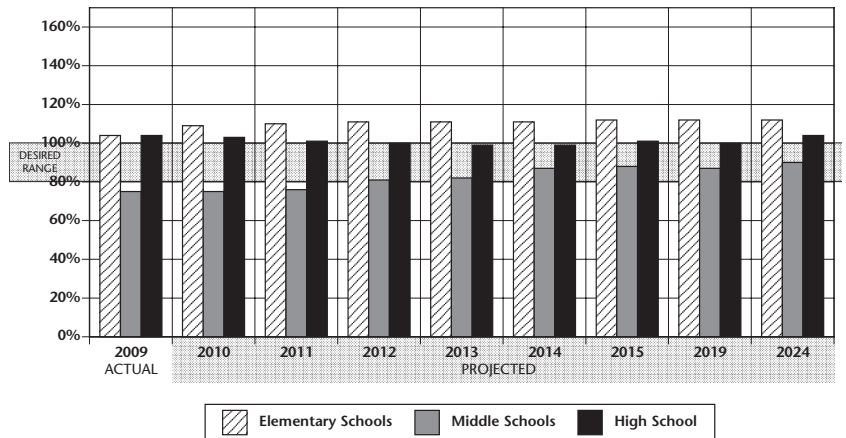
Quince Orchard Cluster Articulation*



*"Cluster" is defined as the collection of elementary schools that articulate to the same high school.

*Diamond (north of Great Seneca Highway) and Darnestown elementary schools also articulate to Lakelands Park Middle School, but thereafter to Northwest High School.

Quince Orchard Cluster School Utilizations



Note: Percent utilization calculated as total enrollment of schools divided by total capacity. Projected capacity factors in capital projects.

CAPITAL PROJECTS

School	Project	Project Status*	Date of Completion
Quince Orchard HS	Restroom renovations	Recommended	SY 2010–2011
Ridgeview MS	Improvements	Recommended	Aug. 2012
Brown Station ES	Modernization	Programmed	Aug. 2016
Rachel Carson ES	Restroom renovations	Recommended	SY 2013–2014
Fields Road ES	Restroom renovations	Recommended	SY 2013–2014
Jones Lane ES	Restroom renovations	Recommended	SY 2012–2013
Thurgood Marshall ES	Restroom renovations	Recommended	SY 2014–2015

*Approved—Project has an FY 2010 appropriation approved for the FY 2010 Capital Budget.

Recommended—Project has an FY 2011 appropriation recommended in the FY 2011–2016 CIP.

Programmed—Project has expenditures programmed in a future year of the CIP for planning and/or construction funds.

Proposed—Project has facility planning funds approved for the FY 2010 Capital Budget or recommended in the FY 2011–2016 CIP for a feasibility study.

QUINCE ORCHARD CLUSTER

Projected Enrollment and Space Availability
Effects of the Recommended FY2011–2016 CIP and Non-CIP Actions on Space Available

Schools		Actual 09–10	Projections							
			10–11	11–12	12–13	13–14	14–15	15–16	2019	2024
Quince Orchard HS	Program Capacity	1741	1741	1741	1741	1741	1741	1741	1741	1741
	Enrollment	1814	1792	1756	1742	1732	1716	1767	1800	1850
	Available Space	(73)	(51)	(15)	(1)	10	26	(26)	(59)	(109)
	Comments									
Lakelands Park MS	Program Capacity	1068	1068	1068	1068	1068	1068	1068	1068	1068
	Enrollment	851	899	942	1007	1012	1086	1111	1125	1150
	Available Space	217	169	126	61	56	(18)	(43)	(57)	(82)
	Comments									
Ridgeview MS	Program Capacity	1007	1007	1007	1007	1007	1007	1007	1007	1007
	Enrollment	695	651	644	668	685	711	722	750	775
	Available Space	312	356	363	339	322	296	285	257	232
	Comments				Improvements Complete					
Brown Station ES	Program Capacity	403	403	403	403	403	403	403	@ Grosvenor Facility	
	Enrollment	425	496	527	558	585	597	611		
	Available Space	(22)	(93)	(124)	(155)	(182)	(194)	(208)		
	Comments			Facility Planning For Mod.	Planning for Modernization		Move to Grosvenor Jan. 2015			
Rachel Carson ES	Program Capacity	649	701	701	701	701	701	701		
	Enrollment	887	875	850	846	820	820	824		
	Available Space	(238)	(174)	(149)	(145)	(119)	(119)	(123)		
	Comments		-4 ELC							
Fields Road ES	Program Capacity	558	558	558	558	558	558	558		
	Enrollment	452	471	492	509	523	528	531		
	Available Space	106	87	66	49	35	30	27		
	Comments									
Jones Lane ES	Program Capacity	518	466	466	466	466	466	466		
	Enrollment	487	529	531	512	505	492	483		
	Available Space	31	(63)	(65)	(46)	(39)	(26)	(17)		
	Comments		+4 ELC							
Thurgood Marshall ES	Program Capacity	551	551	551	551	551	551	551		
	Enrollment	535	538	543	544	549	548	543		
	Available Space	16	13	8	7	2	3	8		
	Comments									
Cluster Information	HS Utilization	104%	103%	101%	100%	99%	99%	101%	103%	106%
	HS Enrollment	1814	1792	1756	1742	1732	1716	1767	1800	1850
	MS Utilization	75%	75%	76%	81%	82%	87%	88%	90%	93%
	MS Enrollment	1546	1550	1586	1675	1697	1797	1833	1875	1925
	ES Enrollment	2786	2909	2943	2969	2982	2985	2992	3100	3200

QUINCE ORCHARD CLUSTER

Facility Characteristics of Schools 2009–2010

Schools	Year Facility Opened	Year Reopened Mod.*	Total Square Footage	Site Size Acres	Adjacent Park	FACT Assess. Score	Child Care**	Relocatable Class.	LTL/SBHC***
Quince Orchard HS	1988		284,912	30.1					
Lakelands Park MS	2005		153,588	8.11	Yes				
Ridgeview MS	1975		136,379	20		TBD			
Brown Station ES	1969		58,338	9	Yes	1516			
Rachel Carson ES	1990		78,547	12.4				7	
Fields Road ES	1973		72,302	10		TBD			
Jones Lane ES	1987		60,679	12.1				2	
Thurgood Marshall ES	1993		77,798	12			Yes	1	

**Schools with a date before 1986 underwent a renovation, not a full modernization of the facility. Schools that were reopened but not fully modernized or completely rebuilt, will be included in the assessments for future modernization based on the year the school was originally opened. See Appendix K for additional information.*

***Private child care is provided at the school during the school day.*

****LTL=Linkages to Learning. SBHC=School-based Health Center that includes Linkages to Learning.*